



West Contra Costa USD

Update on 2014 GO Bond Refunding

Presentation to the Facilities Subcommittee

May 13, 2014




1300 Clay St., Suite 1000, Oakland, CA 94612

phone 510-839-8200 fax 510-208-8282

A Division of Zions First National Bank

I. Refunding Overview



What is a Refunding?

- Similar to refinancing a home mortgage.
- Paying off existing debt by borrowing money in a lower interest rate environment leads to savings, which are passed on to the taxpayers.
- Additionally, a refunding can be used to restructure debt, which can be beneficial for other purposes.


West Contra Costa USD Refunding Policy

- The Board adopted a refunding policy (B.P. 7214.3) on April 24, 2013.
- The policy stipulates minimum guidelines when evaluating potential refunding opportunities.
- The highlights of the policy include:
 - Current refundings should achieve present value savings of at least 4%;
 - Refundings should achieve \$1 million of present value savings and a minimum of \$100,000 annual savings;
 - The term of the debt should not be extended;
 - Refundings should be structured to achieve level annual debt service savings, or to level out overall debt service, or to maintain tax rates; and
 - Refundings may be utilized to manage tax rate commitments to voters.

Participants in a Refunding Transaction

- **Board of Education** – sets policy, approves refunding plan and financing documents.
- **District Staff** – liaison with financing team, assist with gathering District information, and executing the financing.
- **Financial Advisor** – develop the plan of finance, manage the financing team, and oversee all aspects of financing, with a focus on protecting District’s interests and achieving lowest borrowing costs.
- **Bond counsel** – prepares legal documents and issues legal and tax opinions.
- **Disclosure counsel** – outlines disclosure obligations, prepares preliminary/final official statements and issues disclosure opinion.
- **Underwriter(s)** – assist with structuring the financing, investor outreach, and facilitate sale of bonds to investors (negotiated sale).
- **Verification agent** – verifies the refunding calculations.

II. West Contra Costa USD 2014 GO Bond Refunding Objectives



Potential GO Bond Refunding Objectives

- Help manage tax rates to honor commitments to taxpayers and to comply with statutory requirements.
- Achieve savings for taxpayers by reducing bond debt service.

Measure by Measure Summary

- Based on our projections and the availability of tax rate stabilization funds, the District should expect to meet its tax rate targets in 2014-15 on five of its six bond measures even in the absence of tax base growth.


Measure	Tax Rate Target	Achievability
1998 Measure E	\$26.40	Under all circumstances
2000 Measure M	55.60	With use of tax rate stabilization fund
2002 Measure D	60.00	Requires refunding, cash deposit and/or strong AV growth, depending on tax rate growth
2005 Measure J	60.00	May not need help, or else tax rate stabilization funds and/or refunding with use of tax rate stabilization fund
2010 Measure D	48.00	Under all circumstances
2012 Measure E	48.00	Under all circumstances

- However, unless assessed valuation growth is 8% or higher, tax rates for 2002 Measure D bonds are projected to exceed the target \$60 rate in 2014-15 absent other strategies.

Addressing the Funding Gap

- To the extent that tax base growth does not allow the District to meet its tax rate target regarding its 2002 Measure D Bonds, we are evaluating a variety of alternatives, some of which may need to be used in combination.
 - Refunding existing 2002 Measure D Bonds to reduce payments coming due in 2014-15.
 - Depositing existing bond proceeds in the 2002 Measure D debt service fund (to the extent legally appropriate).
 - Issuing new bonds under 2010 Measure D or 2012 Measure E to redeem existing 2002 Measure D Bonds as provided in the ballot language.
 - Allow County to levy in excess of tax rate targets.

III. Refunding Candidates and Savings Analysis



2002 Measure D Issuances – Refunding Candidates

Delivery Date	Series	Original Par Amount	Outstanding Par Amount	Call Feature
8/11/2004	Series C (Current Interest Bonds)	\$40,000,000	\$24,640,000	8/1/2014 @ 100
8/11/2004	Series C (Capital Appreciation Bonds)	\$29,999,377	\$26,783,541	Non-Callable
10/19/2005	Series D	\$99,998,106	\$88,289,681	Non-Callable
8/25/2011	2011 Refunding (Portion) ^[1]	\$51,605,000	\$48,705,000	8/1/2021 @ 100
7/10/2012	2012 Refunding (Portion) ^[2]	\$57,830,000	\$57,830,000	8/1/2022 @ 100 ^[3]
Total		\$279,432,483	\$246,248,222	

[1] The District's 2011 General Obligation Refunding Bonds partially refunded the Election of 2000, Series C bonds on a current basis, and they also partially refunded the Election of 2002, Series A and B bonds on a current basis.

[2] The District's 2012 General Obligation Refunding Bonds refunded the Election of 2000, Series C bonds on a current basis, the Election of 2002, Series A and B bonds on a current basis, and partially refunded the Election of 2002, Series C bonds on an advance basis.

[3] Only a portion of the bonds are eligible to be advance refunded.

2002 Measure D Refunding Candidates

- Because the Series C Current Interest Bonds (“Series C CIBs”) have no principal maturing in 2014-15 or 2015-16, a refunding with current interest bonds would not generate enough interest cost savings in 2014-15 and 2015-16 to meet the target tax rate in those years.
- Alternatives include using convertible capital appreciation bonds to refund the Series C CIBs or additionally refunding certain maturities of the Series C Capital Appreciation Bonds (“Series C CABs”).

Year Ending	Election of 2002, Series C (Current Interest Bonds)		Election of 2002, Series C (Capital Appreciation Bonds)	
	Principal	Interest	Principal	Interest
2015	\$0.00	\$1,193,835.00	\$814,827.75	\$600,172.25
2016	\$0.00	\$1,193,835.00	\$882,657.00	\$737,343.00
2017	\$1,035,000.00	\$1,172,617.50	\$948,556.80	\$891,443.20
2018	\$1,085,000.00	\$1,128,343.75	\$731,640.00	\$768,360.00
2019	\$1,135,000.00	\$1,081,168.75	\$692,250.00	\$807,750.00
2020	\$1,190,000.00	\$1,030,275.00	\$1,039,227.00	\$1,340,773.00
2021	\$1,250,000.00	\$975,375.00	\$1,169,186.20	\$1,660,813.80
2022	\$0.00	\$947,250.00	\$1,172,700.00	\$1,827,300.00
2023	\$0.00	\$947,250.00	\$1,109,550.00	\$1,890,450.00
2024	\$0.00	\$947,250.00	\$1,294,778.00	\$2,405,222.00
2025	\$0.00	\$947,250.00	\$1,327,711.00	\$2,682,289.00
2026	\$0.00	\$947,250.00	\$1,359,591.80	\$2,980,408.20
2027	\$1,695,000.00	\$904,875.00	\$1,390,162.90	\$3,299,837.10
2028	\$1,785,000.00	\$817,875.00	\$1,417,674.75	\$3,637,325.25
2029	\$1,880,000.00	\$726,250.00	\$1,440,850.50	\$3,989,149.50
2030	\$1,980,000.00	\$629,750.00	\$1,462,424.50	\$4,362,575.50
2031	\$2,085,000.00	\$528,125.00	\$1,481,061.90	\$4,753,938.10
2032	\$2,195,000.00	\$421,125.00	\$1,499,082.50	\$5,170,917.50
2033	\$2,315,000.00	\$308,375.00	\$1,626,772.50	\$6,023,227.50
2034	\$2,440,000.00	\$189,500.00	\$1,967,736.00	\$7,812,264.00
2035	\$2,570,000.00	\$64,250.00	\$1,955,099.90	\$8,314,900.10
Total	\$24,640,000.00	\$17,101,825.00	\$26,783,541.00	\$65,956,459.00

Potential Refunding Savings – 2002 Measure D

- Under current market conditions, a refunding of the Series C Current Interest Bonds could generate as much as 8% net present value savings but not help the District meet its tax rate target of \$60 in 2014-15 or 2015-16.
- By using convertible capital appreciation bonds to refund the Series C Current Interest Bonds, the District could meet its tax rate target in 2014-15 but not in 2015-16, absent other strategies.

Refunding – 2002 Series C Current Interest Bonds		
	Scenario 1 (Base Case)	Scenario 2
Types of Bonds Utilized	Current Interest Bonds	Current Interest, Convertible Capital Appreciation Bonds
Total Principal Redeemed	\$24,640,000.00	\$24,640,000.00
Prior Debt Service	\$41,144,907.50	\$41,144,907.50
Refunding Debt Service	\$37,951,650.00	\$38,988,461.84
Debt Service Savings	\$3,193,257.50	\$2,156,445.66
Net Present Value Savings	\$2,169,174.94	\$1,818,417.68
Percentage Savings (Refunded Bonds)	8.80%	7.38%
True Interest Cost	4.04%	4.14%

* Subject to change based on debt structure and market conditions.

Potential Refunding Savings – 2002 Measure D

- Scenario 3 refunds the 2015 and 2016 maturities of the Series C Capital Appreciation Bonds in addition to the Series C Current Interest Bonds.
- Scenario 3 appears to keep a \$60 tax rate in 2014-15 and 2015-16 at an A.V. growth rate of 4.00%.
- Scenario 3 raises tax rates in all years subsequent to 2015-16, but still generates positive savings overall without extending the final maturity.

Refunding – 2002 Series C Current Interest Bonds and Series C Capital Appreciation Bonds	
	Scenario 3
Types of Bonds Utilized	Current Interest Bonds
Total Principal Redeemed	\$26,471,213.80
Prior Debt Service	\$44,604,907.50
Refunding Debt Service	\$43,251,538.19
Debt Service Savings	\$1,353,369.31
Net Present Value Savings	\$2,302,703.37
Percentage Savings (Refunded Bonds)	8.28%
True Interest Cost	3.85%

* Subject to change based on debt structure and market conditions.

Summary of 2002 Refunding Strategies

	Overall Debt Service Savings	Net Present Value Savings	2014-15 Tax Rate Target	2015-16 Tax Rate Target	Comments
Scenario 1	\$3,193,257.50	\$2,169,174.94 (8.80%)	No	No	
Scenario 2	\$2,156,445.66	\$1,818,417.68 (7.38%)	Yes	No	Generates positive savings in all years but requires the use of Convertible CABs
Scenario 3	\$1,353,369.31	\$2,302,703.37 (8.28%)	Yes, assuming 4.00% growth	Yes, assuming 4.00% growth	Adds to tax rates (negative savings) in later years, but no use of Convertible CABs

Note: Results are subject to change based on actual interest rates at time of sale and actual assessed value growth.

2005 Measure J Issuances – Refunding Candidates

Delivery Date	Series	Original Par Amount	Outstanding Par Amount	Call Feature
5/17/2006	Series A	\$70,000,000	\$60,735,000	8/1/2014 @ 101
7/15/2008	Series B	\$120,000,000	\$115,025,000	8/1/2018 @ 100 ^[1]
9/3/2009	Series C-1	\$52,084,759	\$52,084,759	Non-Callable
9/3/2009	Series C-2 (Build America Bonds)	\$52,825,000	\$52,825,000	8/1/2019 @ 100
9/3/2009	2009 Refunding Bonds	\$57,860,000	\$41,780,000	8/1/2019 @ 100
6/24/2010	Series D-1 (Qualified School Construction Bonds)	\$25,000,000	\$25,000,000	Extraordinary Redemption ^[2]
6/24/2010	Series D-2	\$2,499,949	\$2,499,949	Non-Callable
Total		\$279,432,483	\$246,248,222	

[1] Callable only for bonds maturing after 8/1/2029.

[2] “Make whole” call provision.

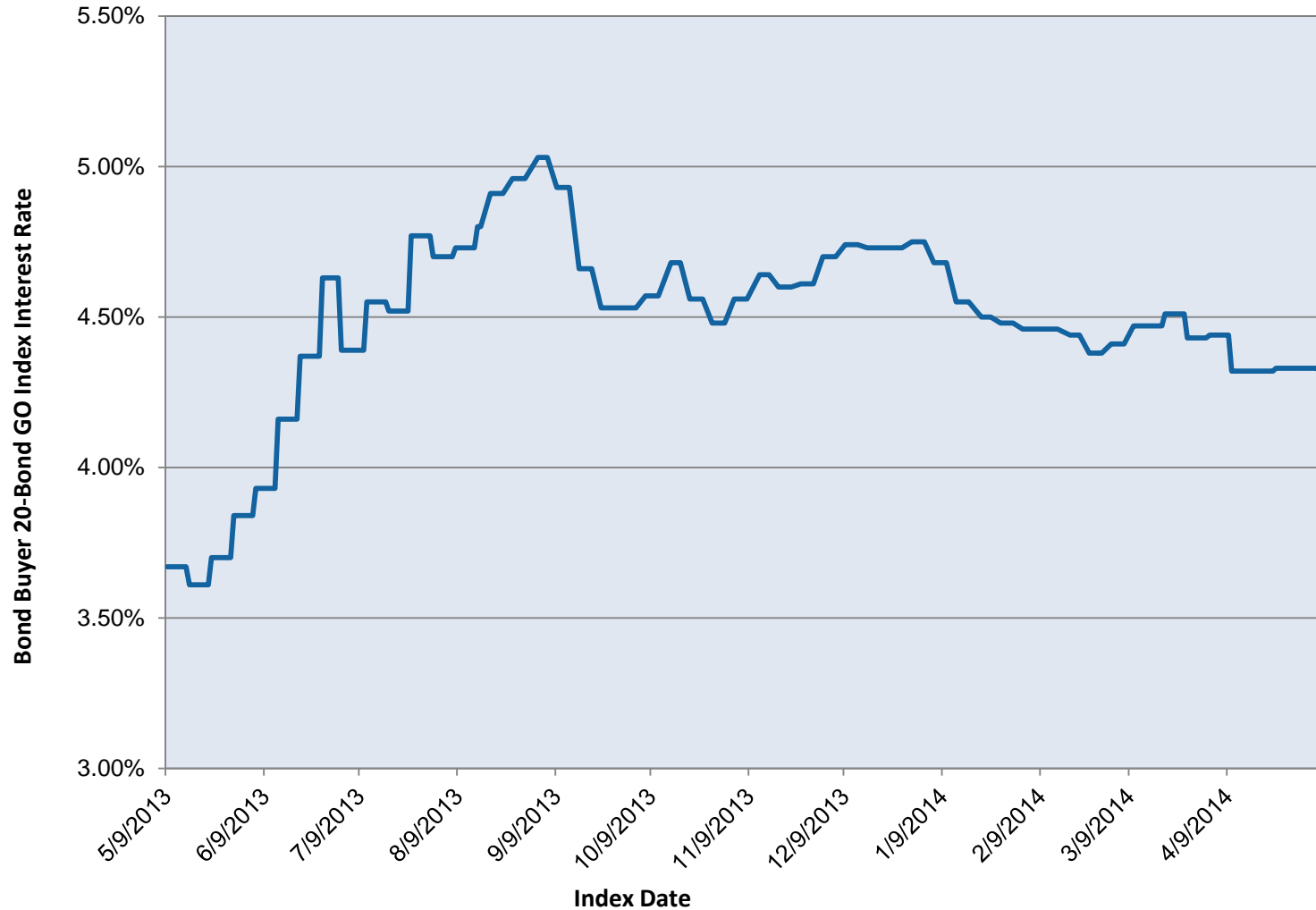
Potential Refunding Savings – 2005 Measure J

- Under current market conditions, a 2014 refunding of 2005 Measure J, Series A could generate as much as 9% NPV savings (depending on structure) and effectively decrease outstanding debt service.
 - Scenario 1 keeps tax rates at \$60 for 2014-15 and maximizes savings.
 - Scenario 2 keeps tax rates at \$60 for 2014-15 and 2015-16 but has less savings.
- The actual refunding candidates will be based on the overall tax rate management strategy and we are evaluating potentially withholding a certain amount of bonds from the refunding for future flexibility.


Refunding – Election of 2005, Series A Bonds		
	Scenario 1 (Uniform Savings)	Scenario 2 (Front Loaded Savings)
Types of Bonds Utilized	Current Interest	Current Interest
Total Principal Redeemed	\$59,025,000.00	\$59,025,000.00
Prior Debt Service	\$95,896,900.00	\$95,896,900.00
Refunding Debt Service	\$88,330,318.75	\$89,848,565.97
Debt Service Savings	\$7,566,581.25	\$6,048,334.03
Net Present Value Savings	\$5,315,526.19	\$5,008,177.33
Percentage Savings (Refunded Bonds)	9.01%	8.48%
True Interest Cost	3.90%	3.93%

* Subject to change based on debt structure and market conditions.

Interest Rates



IV. Schedule



Activities to Date

- Working group has convened on several occasions.
- Financing schedule has been distributed, targeting pricing and closing in July, subject to market conditions and after 2014-15 tax rates are known.
- Board of Education authorizing resolution has been drafted.
- Credit rating process is underway with meeting dates set.
- Refunding candidates have been identified (by measure and series).
- Strategies to close tax rate target funding gap have been evaluated and vetted with bond counsel.
- Savings have been evaluated under alternative financing structures.

Appendix



Terminology

- There are two types of refundings; current and advance refundings.
 - Current refunding – A refunding transaction where the bonds being refunded will mature or be redeemed within 90 days or less after the issuance of the refunding bonds.
 - Advance refunding – A refunding transaction where the bonds being refunded will not mature or be redeemed within 90 days or less after the issuance of the refunding bonds.
- Capital Appreciation Bonds – A bond which pays no interest on a periodic basis, but accretes in value from the date of issuance (delivery date) to the date of maturity.
- Convertible Capital Appreciation Bonds – A convertible capital appreciation bond is a bond which compounds interest for a fixed period of time, usually between 5 and 10 years, and then pays interest periodically like a serial or term bond.

Bond Pricing Process

- Bond Pricing Process
 - Pre-sale marketing and investor outreach (Underwriter, District, Financial Advisor)
 - Gather comparable sale data, evaluate secondary market trade history (Financial Advisor)
 - Develop initial interest rate scale, in consultation with Financial Advisor and District (Underwriter)
 - Solicit orders from bond investors during pricing period (Underwriter)
 - Adjust final interest rate scale based on strength of investor demand (Underwriter, Financial Advisor)