

**WEST CONTRA COSTA
UNIFIED SCHOOL DISTRICT**

BOARD OF TRUSTEES



MISSION STATEMENT

WCCUSD, in partnership with the community, serves the whole child, preparing every student to succeed in higher education, career, and life by pairing high quality academics with social, emotional, and wellness support.

“Whole Child, Whole Community”

MEETING OF
July 9, 2014

**WEST CONTRA COSTA UNIFIED SCHOOL DISTRICT
BOARD OF EDUCATION
MEETING AGENDA
JULY 9, 2014**

BOARD AGENDA PACKETS AND INFORMATION:

Complete Board meeting packets are available for review at the Administration Building, the District's six high schools, and at public libraries throughout West County.

Complete Board agendas and packets are available online at: www.wccusd.net.

Any writings or documents that are public records and are provided to a majority of the governing board regarding an open session item on this agenda will be made available for public inspection in the District office located at 1108 Bissell Avenue, Richmond, CA 94801 during normal business hours. In addition, such writings and documents may be posted on the District's website as noted above.

VIEWING THE BOARD MEETINGS:

Television:

Live television broadcast of regularly scheduled Board meetings is available by the City of Pinole on PCTV Channel 26/28, the City of Richmond KCRT Channel 28 and the City of Hercules Cable Channel 28. Please check the city websites for local listings of broadcast schedules.

You may also find the complete meeting available on a tape-delay basis through the Richmond City Web Page at: <http://www.kcrt.com> within a few days of the recording date.

Audio recordings of Board meetings are kept on file at the Administration Building, 1108 Bissell Avenue, Richmond, CA 94801 (510-231-1101).

The Board of Education would like to acknowledge Comcast, the cities of Pinole and Richmond, and WCCUSD staff for their generosity and efforts in helping to televise WCCUSD Board of Education meetings.

ATTENDING BOARD MEETINGS:

The public is warmly invited to attend and participate in all WCCUSD Board of Education meetings.

Location: **LOVONYA DEJEAN MIDDLE SCHOOL
3400 MACDONALD AVENUE
RICHMOND, CA 94805**

Time: The **Board of Education's Open Session meeting will begin at 6:30 PM.** The Board will convene at **5:30 PM** in the Multi-Purpose Room to receive comments from anyone wishing to address the Board regarding closed session items (Exhibit A). The Board will then adjourn to closed session and reconvene in open session to address the regular agenda (Exhibits B-G) at 6:30 PM.

Order of Business: **ORDER OF BUSINESS MAY BE CHANGED WITHOUT NOTICE**

Special Accommodations: Upon written request to the District, disability-related modifications or accommodations, including auxiliary aids or services, will be provided. Please contact the Superintendent's Office at 510-231-1101 at least 48 hours in advance of meetings.

“of children be more careful than anything.”
e.e. cummings

B. OPENING PROCEDURES

- B.1 Pledge of Allegiance**
- B.2 Welcome and Meeting Procedures**
- B.3 Roll Call**
- B.4 Report/Ratification of Closed Session**
- * **B.5 Agenda Review and Adoption (Public Comment)**
- * **B.6 Request to Address the Board – Mr. Al Kirkman**
- * **B.7 WCCUSD Public Comment**

Members of the public are invited to speak to the Board about any matter that is not otherwise on the agenda and is related to issues affecting public education in the WCCUSD. **Approximately 30 minutes will be allocated for this item.** If there are more requests to speak than can be heard within this time limit, “WCCUSD Public Comment” will continue after Item G. Individuals wishing to speak must submit a “WCCUSD Public Comment” form prior to the beginning of this item on the agenda.

Depending on the number of persons who wish to speak, from one to three minutes will be allocated to each speaker at the discretion of the President of the Board in order to accommodate as many speakers as possible. The Board cannot dialogue on any issues brought before it by the public that have not been previously agendized, but may refer these to staff for response and/or placement on future agendas.

C. BUSINESS ITEMS

CONSENT ITEMS (Routine Matters)

Consent Calendar Items designated by “CI” are considered routine and will be enacted, approved and adopted by one motion, unless a request for removal, discussion or explanation is received from any Board member or member of the public in attendance. Items the Board pulls for discussion or explanation will be addressed following Section E.

***CI C.1 Grants/Awards/Agreements**

Comment:

Formal action is requested from the Board of Education to accept the grants/awards/agreements as detailed, dated July 9, 2014.

Recommendation:

Recommend Approval

Fiscal Impact:

As noted per grants summary

***CI C.2 Acceptance of Donations**

Comment:

The District has received donations as summarized, dated July 9, 2014.

Recommendation:

Recommend Approval

Fiscal Impact:

As noted per donations summary

***CI C.3 Approval of Fund-Raising Activities**

Comment:

The planned fund-raising events for the 2014-2015 school year are summarized, dated July 9, 2014.

Recommendation:

Recommend Approval

Fiscal Impact:

Additional revenue for schools

***CI C.4 Summary of Payroll and Vendor Warrant Reports**

Comment:

The summaries of Payroll and Vendor Warrants issued during the month of June 2014 are provided.

Total of payroll warrants (June 2014): \$ 12,068,489

Total of vendor warrants (June 2014): \$ 30,291,241

Recommendation:

Recommend approval of the payroll and vendor warrant reports

Fiscal Impact:

As noted above

***CI C.5 Contracts**

Comment:

Permission is requested of the Board of Education to approve contracts as detailed, dated July 9, 2014.

Recommendation:

Recommend Approval

Fiscal Impact:

As noted per contracts summary

***CI C.6 Routine Personnel Changes - Certificated**

Comment:

Routine personnel changes include actions to hire, promote, or terminate certificated employees in accord with appropriate laws, established policies and procedures.

Recommendation:

Ratification and Approve Certificated Personnel Changes

Fiscal Impact:

None

***CI C.7 Certificated Board Authorization - Education Code 44258.3**

Comment:

Ed Code 44258.3 allows the Governing Board of a school district to authorize the holder of a multiple subject, standard elementary, single subject or standard secondary, credential with his or her consent, to teach departmental classes in grades K-12 provided the teacher has adequate knowledge of subject matter.

Recommendation:

Recommend Approval

Fiscal Impact:

None

***CI C.8 Approve the following New Job Description: Director, Community Engagement**

Comment:

This position and the background for the position are generated from recommendations by the WCCUSD Strategic Plan. The Director, Community Engagement will play an instrumental role in fostering community partnerships to develop a full service community school district. This position also will create, develop and coordinate community and district resources to engage families in the educational process such that all students have equitable opportunities for learning and are prepared for post K-12 success. This position follows WCCUSD Strategic Plan.

Ultimately, this position will make it substantially easier for community partners (businesses, families, and parents) to work with the district such that the district can clearly communicate with and develop relationships with its community.

Recommendation:

Recommend Approval

Fiscal Impact:

\$155,496.32

***CI C.9 2014-2015 Salary Schedules, as of July 1, 2014, for the following groups:**

UTR

Local One

SSA

Confidential

Management

WCCAA

Comment:

These salary schedules are the result of the union ratified and Board adopted agreements. We are requesting the Board enter them into the record. Recent CalPers and STRS audits experienced by other districts indicate that placing these schedules into the permanent Board record will assist staff and future retirees when salary schedules are needed for review.

These salary schedules reflect the new salary increments, which were effective on July 1, 2014 to all bargaining units, unrepresented management, and confidential employees. The salary schedules also reflect the complexity of each bargaining unit agreement, along with the different classifications, days worked, and uniqueness of each bargaining unit.

Recommendation:

Recommend Approval

Fiscal Impact:

None

***CI C.10 2014-15 Consolidated Application for Funding**

Comment:

The Consolidated Application is the vehicle used by the California Department of Education to gather routine district data regarding categorical programs and compliance with NCLB requirements.

The Consolidated Application includes basic information about student demographics which is used to report and calculate state and federal allocations for Title I, Title II, Title III, Title III – Immigrant, and Economic Impact Aid (EIA) for Limited English Proficient.

A copy of the Consolidated Application is available at the Administration Building, 1108 Bissell Avenue, Richmond, CA; and at Educational Services, Vista Learning Center, 2625 Barnard, San Pablo.

Recommendation:

Recommend Approval

Fiscal Impact:

Categorical revenue

***CI C.11 Data and Wireless for Pinole Valley High School**

Comment:

The District prepared plans and specifications for the technology equipment and services project for the Pinole Valley High School site located at 2900 Pinole Valley Rd., Pinole, CA 94564. The scope of work included providing and configuring switches, VoIP phones, mounting wireless access points and “rack and stack” services (“Project”).

The District solicited competitive bids for the Project. The Request For Proposals (RFP) for the Project was advertised on June 9, 2014 and closed June 24, 2014. Three firms submitted bids. NWN was deemed unresponsive because it failed to include SmartNet Maintenance and failed to specify labor costs as

specified in the RFP. AEKO Consulting submitted a bid for \$636,762.54. PTI submitted a bid for \$484,585.34.

Based on District staff's evaluation of the bids received, it was determined that the lowest responsive, responsible bid was from PTI.

Recommendation:

Ratify the award to the lowest responsive, responsible bidder: PTI

Fiscal Impact:

\$484,585.34. Funded from Bond Funds.

***CI C.12 Ratification and Approval of Engineering Services Contracts**

Comment:

Contracts have been initiated by staff using previously qualified consulting, engineering, architectural, or landscape architectural firms to assist in completion of the referenced projects. Many of the firms are already under contract and the staff-initiated work may be an extension of the firm's existing contract with the District. Public contracting laws have been followed in initially qualifying and selecting these professionals.

Recommendation:

Ratify and approve contracts

Fiscal Impact:

Total for this action: \$2,053,959. Funding sources are Bond Fund.

***CI C.13 Approval of Negotiated Change Orders**

Comment:

Staff is seeking approval of Change Orders on the following current District construction projects: Coronado ES New School; Helms MS Sports Field & Landscaping. Change Orders are fully executed by the District upon signature by the Superintendent's designee. Board approval is the final step required under state law in order to complete payment and contract adjustment.

In accordance with Public Contract Code 20118.4, the Board, by approving these Change Orders, finds that it would have been futile to publicly bid the work in question because of the tight time frames to complete this work without affecting the operations of the District, and that the public is best served by having this work completed by the contractor on the project.

Recommendation:

Approve negotiated Change Orders as noted

Fiscal Impact:

Total approval by this action: \$76,900.87

***CI C.14 Ratification of Staff Awarded Contract: Nystrom Elementary School Modernization Project**

Comment:

Interactive Resources has prepared plans and specifications for the project. Scope of work includes: the modernization of an existing main classroom building, including selective demolition and abatement of existing exterior wood siding, wood trim, molding and reconstruction of the addition connecting the two existing wood framed buildings including but not limited to new concrete slab; new flooring, doors, frames, hardware; new mechanical, plumbing, electrical and low-voltage systems/equipment; in addition to related site work, ac paving, parking improvements, striping, concrete curbs, landscaping, sod playfield and playground equipment/improvements. Also included in this scope is replacement of the fire alarm system in the existing multi-purpose building with a new fire alarm system and demolition of selected temporary structures.

The District will conduct a public bid process for the project. Bids will be opened on July 8, 2014. Total bid is the sum of base bid and unit pricing.

Determining the award is based on two components; the lump sum base bid and unit cost multiplied by quantities to be determined in the field. This benefits the District by locking in unit pricing to be used in negotiating future change orders. The contract award is only associated with the lump sum base bid.

Recommendation:

Ratify the award to the lowest responsive, responsible bidder at the expiration of the bid protest period.

Fiscal Impact:

Funded from Bond Fund

***CI C.15 Ratification of Staff Awarded Contract: Ohlone Elementary School Playground & Parking Lot Completion Project**

Comment:

Powell & Partners Architects has prepared plans and specifications for the project. Scope of work includes: selective demolition and construction necessary for the Ohlone Elementary School Hardscape Play Area including associated civil, architectural, structural and electrical work as indicated in the Drawings and Specifications. Work in this Contract comprises general construction necessary for the site preparation for new asphalt and concrete paving for completion of the existing parking lot, coating and striping for completion of paving for the existing play area, underground utilities (electrical conduits, storm and fire water), new site lighting, landscaping including concrete planter boxes, irrigation, fencing, a new play structure, a new fire hydrant and In addition the contractor shall provide all electrical and civil installations as shown on the drawings and in the specifications.

The District conducted a public bid process for the project. Bids were opened on July 1st, 2014. Four contractors submitted bids, CWS Construction \$699,000; Maggiora & Ghilotti, Inc. \$794,497; BHM Construction, Inc. \$878,300; WR Forde Associates \$957,000. The apparent lowest responsive, responsible bidder is CWS Construction.

Recommendation:

Ratify the award to the lowest responsive, responsible bidder at the expiration of the bid protest period.

Fiscal Impact:

Funded from Bond Fund.

***CI C.16 Williams Lawsuit Complaints Quarterly Report**

Comment:

The Williams Lawsuit requires that a quarterly report be brought before the Board of Education reflecting the number of complaints filed with any school in the district during a particular quarter. This report reflects the time period from April 1, 2014 through June 30, 2014.

Recommendation:

Recommend Approval

Fiscal Impact:

None

***CI C.17 Resolution Nos. 01-1415 through 14-1415: Board of Education Annual Resolutions for the 2014-2015 School Year**

Comment:

Approval is recommended of the Board of Education Annual Resolutions Nos. 01-1415 through 14-1415, for the 2014-2015 school year.

Recommendation:

Recommend Approval

Fiscal Impact:

None

D. AWARDS, RECOGNITIONS, AND REPORTS

*** D.1 Update on the Impact of the Assessed Valuation for 2014-15 on Bond Finance**

Comment:

Last week Contra Costa County released the assessed valuation for each of the cities and the county areas within the West Contra Costa School District. That reports shows an increase of nearly 11% over the 2013-14 valuation and will have significant impact on the District bond finance program. Financial advisors from KNN Public Finance will present an overview the possible impact of the assessed valuation growth.

Recommendation:

For Information Only

Fiscal Impact:

None

E. COMMITTEE COMMUNICATIONS

(Education Code 35145.5; Government Code 54950 et seq.)

*** E.1 Standing Reports**

Representatives of the following committees and employee unions are invited to provide a brief update to the Board. Representatives from these groups need to sign up to speak prior to the beginning of this item on the agenda by submitting a “Request to Address the Board” form. Five minutes may be allowed for each subcommittee or group listed below:

Academic Subcommittee	Public Employees Local 1
Bayside Parent Teacher Association	Safety and School Climate Committee
Citizens’ Bond Oversight Committee	School Supervisors Association
College and Career Readiness Academies	Technology Subcommittee
Community Budget Advisory Committee	United Teachers of Richmond
Facilities Subcommittee	West Contra Costa Administrators Association
Ivy League Connection	Youth Commission

*** E.2 Superintendent’s Report**

F. ACTION ITEMS

*** F.1 Renaming of Portola as Fred Korematsu Middle School**

Comment:

At the April 23, 2014 meeting, Mr. James Ghidella, at the request of President Ramsey, spoke to the Board during public comment to suggest that the Board consider renaming Portola Middle as the Fred Korematsu Middle School. Mr. Ghidella, a 1964 graduate of El Cerrito High School, provided an extensive rationale for the honoring the remembrance of Fred Korematsu. President Ramsey appointed Madeline Kronenberg and Randy Enos as committee members to consider the possibility of renaming Portola in honor of Fred Korematsu. When Ms. Kronenberg was unable to serve, Mr. Ramsey assigned himself to serve on the committee and named Mr. Ghidella as chair.

The committee conducted four public hearings:

June 10: Madera Elementary School
June 17: Fairmont Elementary School
June 26: Harding Elementary School
July 1: Stege Elementary School

Each of the meetings was well attended. Additionally, a postcard was mailed to all in the Portola attendance area and Connect Ed (autodailer) messages were sent to families of current and future students.

At the end of the July 1 public hearing, the committee voted unanimously to recommend that Portola be renamed as Fred T. Korematsu Middle School.

Recommendation:

That the Board consider the renaming committee’s recommendation.

Fiscal Impact:

None

*** F.2 Authorize Construction on Valley View Elementary**

Comment:

The architectural work is nearing completion and the project has been released by the Division of State Architect for the Valley View Elementary School rebuilt.

Recommendation:

That the Board authorize the initiation of construction on the Valley View project.

Fiscal Impact:

\$54,400,000

G. DISCUSSION ITEMS

*** G.1 Project Status Report**

Comment:

The following are provided for review of Facilities Planning and Construction in the District's Bond Program and for information regarding individual projects:

- Engineering Officer's Report
- Construction Status Reports
- DeAnza Career Technology Building
- Richmond Swim Center

Recommendation:

For Information Only

Fiscal Impact:

None

H. UNFINISHED REQUESTS TO ADDRESS THE BOARD (continued from Item E)

I. COMMENTS OF THE BOARD OF EDUCATION AND SUPERINTENDENT

J. THE NEXT SCHEDULED BOARD OF EDUCATION MEETING

Lovonya DeJean Middle School – July 23, 2014

K. ADJOURNMENT

At 10:00 PM, any items remaining on the agenda that require immediate attention will be moved to this time. All other items will be tabled to another or the following Board meeting in order to make fair and attentive decisions. The meeting will adjourn at 10:30 PM. The meeting may be extended by a majority vote of the Board of Education.

The public may address items which are marked with an asterisk (*).

A. CLOSED SESSION

A.1 CALL TO ORDER

A.2 DISCLOSURE OF ITEMS TO BE DISCUSSED IN CLOSED SESSION
(Government Code 54957.7)

A.3 RECESS TO CLOSED SESSION AS SCHEDULED

See Exhibit A

(Government Code Section 54954.5)

The **Open Session** will resume at the end of the **Closed Session** in the Multi-Purpose Room at approximately 6:30 PM.

EXHIBIT A

(Government Code Section 54954.5)

CLOSED SESSION AGENDA

July 9, 2014

1. CONFERENCE WITH REAL PROPERTY NEGOTIATOR

2. CONFERENCE WITH LEGAL COUNSEL—EXISTING LITIGATION
[Government Code Section 54956.9(a)]

- a. WCCUSD v. Orrick
- b. Palmer and Pollack v. WCCUSD
- c. AC, a minor, by and through his Guardian, Ad Litem, Crystal McNeal

3. CONFERENCE WITH LEGAL COUNSEL – ANTICIPATED/POTENTIAL LITIGATION
[Government Code Section 54956.9(b)]

Five cases

4. LIABILITY CLAIMS (Government Code Section 54956.95)

5. CONFERENCE WITH LABOR NEGOTIATORS

- a. Superintendent/Dr. Bruce Harter
- b. Employee Organizations
 - UTR
 - Local One
 - School Supervisors Association
 - WCCAA

- c. Unrepresented Employees
 - Confidential and Management

6. PUBLIC EMPLOYEE APPOINTMENT

Elementary Principal
Instructional Specialist
Assistant Principal

7. PUBLIC EMPLOYEE PERFORMANCE EVALUATION (Government Code Section 54957)

8. STUDENT DISCIPLINE (Education Code Section 35146)

Expulsions

9. PUBLIC EMPLOYEE DISCIPLINE/DISMISSAL/RELEASE/COMPLAINT
(Government Code Section 54957)

10. REPORT OF CLOSED SESSION ACTIONS

West Contra Costa Unified School District
1108 Bissell Avenue
Richmond, California 94801
Office of the Superintendent

ITEM REQUIRING ATTENTION---BOARD OF EDUCATION

To: Board of Education

Meeting Date: July 9, 2014

From: Bruce Harter
Superintendent

Agenda Item: B.6

Subject: Request to Address the Board - Mr. Al Kirkman

Background Information:

Mr. Kirkman will address the Board of Education regarding a one cent parcel tax for 6th graders to attend a one week camp.

Recommendation: For Information Only

Fiscal Impact: None

DISPOSITION BY BOARD OF EDUCATION

Motion by: _____

Seconded by: _____

Approved _____

Not Approved _____


Tabled _____

WEST CONTRA COSTA UNIFIED SCHOOL DISTRICT
1108 Bissell Avenue
Richmond, California 94801-3135
Office of Superintendent of Schools

ITEM REQUIRING ATTENTION----BOARD OF EDUCATION

To: Board of Education

Meeting Date: July 9, 2014

From: Sheri Gamba 
Associate Superintendent Business Services

Agenda Item: CI C.1

Subject: Grants/Awards/Agreements

Background Information:

Formal action is requested from the Board of Education to accept the grants/awards/agreements, as detailed on the attached sheet dated July 9, 2014.

Recommendation: Recommend Approval

Fiscal Impact: As noted per grants summary

DISPOSITION BY BOARD OF EDUCATION

Motion by: _____ Seconded by: _____

Approved _____ Not Approved _____ Tabled _____

West Contra Costa Unified School District
July 9, 2014 Board Meeting

GRANT / AWARD / AGREEMENT NOTIFICATIONS

Project Name	Project Amount for Budget Period	Funding Agency	Comments
21st Century Community Learning Centers Elem and Middle - Core	\$393,750	California Department of Education - After School Division	Support of the After School Programs at Elementary and Middle Schools
Resource # 4124	7/1/14 - 6/360/15		PCA # 14349-7A
California State Preschool Program	\$2,188,401	California Department of Education	Funding for the Preschool Program for 2014-2015
Resource # 6105	7/1/14 - 6/30/15		Contract # CSPP-4051
Mathematics Coaching Consortium (MCC)	\$40,000	Alameda Unified School District	Six AUSD Math Coaches will attend nine trainings with the MCC Support Program
Resource# 9630	7/1/14 - 6/30/15		
Mathematics Coaching Consortium (MCC)	\$25,000	Hayward Unified School District	Six HUSD Math Coaches will attend nine trainings with the MCC Support Program
Resource # 9630	8/1/14 - 6/30/15		
Mathematics Coaching Consortium (MCC)	\$2,000	Contra Costa College - PD program for CCC TUTORS	Two PD sessions each semester for math content and effective tutoring.
Resource # 9630	7/1/14 - 6/30/15		
Mathematics Coaching Consortium (MCC)	\$14,000	Holy Names University - Teacher Apprenticeship Program (TAP)	MCC to provide two sessions. One session of Algebra I and one session Geometry.
Resource # 9630	7/7/14 - 8/1/15		
Mathematics Coaching Consortium (MCC)	\$6,000	Newark Unified School District	MCC to proved four days of PD: two days for Grades K-2 and two days of Grades 3-6
Resource # 9630	6/1/14 - 6/30/14		

WEST CONTRA COSTA UNIFIED SCHOOL DISTRICT
1108 Bissell Avenue
Richmond, California 94801-3135
Office of Superintendent of Schools

ITEM REQUIRING ATTENTION----BOARD OF EDUCATION

To: Board of Education

Meeting Date: July 9, 2014

From: Sheri Gamba 
Associate Superintendent Business Services

Agenda Item: CI C.2

Subject: Acceptance of Donations

Background Information:

The District has received donations as summarized on the attached sheet dated July 9, 2014. The estimated values for any non-cash donations (as indicated by an asterisk) are those provided by the donor. Staff recommends acceptance of these donations.

Recommendation: Recommend Approval

Fiscal Impact: As noted per donations summary.

DISPOSITION BY BOARD OF EDUCATION

Motion by: _____ Seconded by: _____

Approved _____ Not Approved _____ Tabled _____

West Contra Costa Unified School District
July 9, 2014 Board Meeting

<u>Donor Name</u>	<u>Description or Purpose</u>	<u>Estimated Value</u>	<u>Receiving School or Department</u>
Athletics Investment Group	Materials & Supplies	\$430.00	Cameron School
Mechanics Bank	Materials & Supplies	\$5,000.00	Downer Elementary
Kaiser Permanente Community Giving Campaign	Materials & Supplies	\$200.00	Hanna Ranch Elementary
United Way of the Bay Area	Materials & Supplies	\$83.62	Hanna Ranch Elementary
Wells Fargo Foundation Matching Gift Program	Materials & Supplies	\$50.00	Hanna Ranch Elementary
Wells Fargo Foundation Matching Gift Program	Materials & Supplies	\$50.00	Hanna Ranch Elementary
LLC Trustee for Pacific Gas & Electric	Materials & Supplies	\$60.00	Hanna Ranch Elementary
Berkeley Association of Realtors	Materials & Supplies	\$1,100.00	Harding Elementary
Valley View Parents' Club	Materials & Supplies	\$366.38	Valley View Elementary
Valley View Parents' Club	Music Program	\$10,000.00	Valley View Elementary
Washington PTA	Garden Coach	\$5,000.00	Washington Elementary
Mr. Cleve Harris	Materials & Supplies	\$700.00	Kennedy High
Dr. Eric Mariotti	Scholarship	\$2,000.00	Pinole Valley High
DP Security, LLC	Materials & Supplies	\$300.00	Community Engagement
Richmond School Admin Assoc.	Materials & Supplies	\$200.00	Community Engagement
Carpenters Union Local	Materials & Supplies	\$2,000.00	Community Engagement

*Estimated values for the non-cash donations are provided by the donor
Donation Précis 070914

WEST CONTRA COSTA UNIFIED SCHOOL DISTRICT
1108 Bissell Avenue
Richmond, California 94801-3135
Office of Superintendent of Schools

ITEM REQUIRING ATTENTION----BOARD OF EDUCATION

To: Board of Education

Meeting Date: July 9, 2014

From: Sheri Gamba *pg*
Associate Superintendent Business Services

Agenda Item: CI C.3

Subject: Approval of Fund-Raising Activities

Background Information:

The planned fund-raising events for the 2014-15 school year is summarized on the attached sheet dated July 9, 2014.

Recommendation: Recommend Approval

Fiscal Impact: Additional revenue for schools

DISPOSITION BY BOARD OF EDUCATION

Motion by: _____ Seconded by: _____

Approved _____ Not Approved _____ Tabled _____

West Contra Costa Unified School District
July 9, 2014 Board Meeting

APPROVAL OF FUND-RAISERS


<u>School</u>	<u>Fund-Raising Activity</u>	<u>Activity Sponsor</u>
Hercules Middle High School	Sale of Jack Link's Beef Stick	Hercules High Class of 2016
Hercules Middle High School	Sale of World's Finest Chocolate	Hercules High Class of 2016
King Elementary School	Sale of Kid and Adult Sweater	King PTA

WEST CONTRA COSTA UNIFIED SCHOOL DISTRICT
1108 Bissell Avenue
Richmond, California 94801-3135
Office of Superintendent of Schools

ITEM REQUIRING ATTENTION---BOARD OF EDUCATION

To: Board of Education

Meeting Date: July 9, 2014

From: Sheri Gamba 
Associate Superintendent Business Services

Agenda Item: CI C.4

Subject: Summary of Payroll and Vendor Warrant Reports

Background Information: Attached are the summaries of Payroll and Vendor Warrants issued during the month of June 2014.

Total of payroll warrants (June 2014): \$ 12,068,489

Total of vendor warrants (June 2014): \$ 30,291,241

Recommendation: Recommend approval of the payroll and vendor warrant reports

Fiscal Impact: As noted above

DISPOSITION BY BOARD OF EDUCATION

Motion by: _____ Seconded by: _____


Approved _____ Not Approved _____ Tabled _____

West Contra Costa Unified School District

Month of : June 2014

Payrolls	Warrant From	Numbers To	Total Warrants Current	Total Warrants Previous	Total Warrants To Date
Variable	682987	683940	666,587	5,494,910	6,161,497
Regular	683971	684538	1,290,263	13,952,507	15,242,770
Special	684539	684569	102,560	352,934	455,494
Variable EFT	435057	436934	1,301,641	9,854,889	11,156,530
Regular EFT	436935	439417	7,394,888	72,153,224	79,548,112
Special EFT	439418	439783	1,286,291	0	1,286,291
Typed #1	683941	683964	20,331	224,130	254,759
Typed #2	683965	683968	1,152		
Typed #3	683969	683970	2,034		
Typed #4	682983	682986	7,111		
Typed #5					
Typed #6					
Typed #7					
BENEFITS				0	0
Cancelled	Various	Various	(3,993)	(85,105)	(89,098)
Totals			12,068,867	101,947,489	114,016,356

Salary detail is available in the Payroll office upon request.


 Vincent Morales, Payroll Supervisor

West Contra Costa Unified School District

Month of : May 2014

Payrolls	Warrant From	Numbers To	Total Warrants Current	Total Warrants Previous	Total Warrants To Date
Variable	681527	682392	457,021	5,037,889	5,494,910
Regular	682413	682977	1,283,891	12,668,616	13,952,507
Special				352,934	352,934
Variable EFT	430906	432581	831,426	9,023,463	9,854,889
Regular EFT	432582	433797	7,320,858	64,832,366	72,153,224
Special EFT				0	0
Typed #1	681514	681520	13,358	176,048	224,130
Typed #2	681521	681526	790		
Typed #3	682393	682405	7,830		
Typed #4	682406	682411	11,289		
Typed #5	682412	682412	1,090		
Typed #6	682978	682982	13,726		
Typed #7					
BENEFITS				0	0
Cancelled	Various	Various	(26,118)	(58,987)	(85,105)
Totals			9,915,161	92,032,329	101,947,490

Salary detail is available in the Payroll office upon request.


Vincent Morales, Payroll Supervisor

WEST CONTRA COSTA UNIFIED SCHOOL DISTRICT
WEEKLY VENDOR WARRANT REPORT

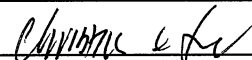
2013-2014


PAYMENT

PAGE-1

DATE: June 3, 2014

FUND#	FUND DESCRIPTION	TOTAL WARRANTS THIS REPORT	TOTAL PREVIOUS WARRANTS	TOTAL WARRANTS TO DATE
7701	GENERAL	1,377,785	48,463,599	49,841,384
7706	CAFETERIA	45,595	6,434,178	6,479,773
7707	CHILD DEVELOPMENT	487	69,053	69,540
7708	SPECIAL RESERVE FOR CAPITAL OUTLAY	23,705	1,030,427	1,054,132
7710	BUILDING	254,122	83,049,986	83,304,108
7711	CAPITAL FACILITIES	967	746,529	747,496
7712	SELF INSURANCE PROPERTY & LIABILITY	16,509	1,861,083	1,877,592
7713	STATE SCHOOL LEASE/PURCHASE		0	0
7714	COUNTY SCHOOL FACILITIES		0	0
7715	SPECIAL RESERVE FOR NON-CAPITAL OUTLAY		0	0
7719	CHARTER SCHOOL		0	0
7725	MRAD		0	0
7728	DEBT SERVICE		5,342	5,342
7744	RETIREE BENEFITS	4,449	168,689	173,138
7770	ADULT EDUCATION	552	275,919	276,471
7785	DEFERRED MAINTENANCE		254,708	254,708
7790	BOND INTEREST & REDEMPTN		0	0
7701	PAYROLL REVOLVING	3,916,423	105,291,695	109,208,118
	TOTALS	5,640,594	247,651,208	253,291,802


Prepared By

Accounting Supervisor 

WEST CONTRA COSTA UNIFIED SCHOOL DISTRICT
WEEKLY VENDOR WARRANT REPORT

2013-2014

PAYMENT

PAGE-2

DATE: June 10, 2014

FUND#	FUND DESCRIPTION	TOTAL WARRANTS THIS REPORT	TOTAL PREVIOUS WARRANTS	TOTAL WARRANTS TO DATE
7701	GENERAL	1,184,793	49,841,384	51,026,177
7706	CAFETERIA	24,558	6,479,773	6,504,331
7707	CHILD DEVELOPMENT	2,891	69,540	72,431
7708	SPECIAL RESERVE FOR CAPITAL OUTLAY		1,054,132	1,054,132
7710	BUILDING	3,111,923	83,304,108	86,416,031
7711	CAPITAL FACILITIES		747,496	747,496
7712	SELF INSURANCE PROPERTY & LIABILITY		1,877,592	1,877,592
7713	STATE SCHOOL LEASE/PURCHASE		0	0
7714	COUNTY SCHOOL FACILITIES		0	0
7715	SPECIAL RESERVE FOR NON-CAPITAL OUTLAY		0	0
7719	CHARTER SCHOOL		0	0
7725	MRAD		0	0
7728	DEBT SERVICE		5,342	5,342
7744	RETIREE BENEFITS		173,138	173,138
7770	ADULT EDUCATION	8,708	276,471	285,179
7785	DEFERRED MAINTENANCE		254,708	254,708
7790	BOND INTEREST & REDEMPN		0	0
7701	PAYROLL REVOLVING	431	109,208,118	109,208,549
	TOTALS	4,333,304	253,291,802	257,625,106

WEST CONTRA COSTA UNIFIED SCHOOL DISTRICT
WEEKLY VENDOR WARRANT REPORT

2013-2014

PAYMENT

PAGE-3

DATE: June 17, 2014

FUND#	FUND DESCRIPTION	TOTAL WARRANTS THIS REPORT	TOTAL PREVIOUS WARRANTS	TOTAL WARRANTS TO DATE
7701	GENERAL	1,400,263	51,026,177	52,426,440
7706	CAFETERIA	494,685	6,504,331	6,999,016
7707	CHILD DEVELOPMENT	600	72,431	73,031
7708	SPECIAL RESERVE FOR CAPITAL OUTLAY	99,829	1,054,132	1,153,961
7710	BUILDING	4,535,525	86,416,031	90,951,556
7711	CAPITAL FACILITIES	3,364	747,496	750,860
7712	SELF INSURANCE PROPERTY & LIABILITY	19,326	1,877,592	1,896,918
7713	STATE SCHOOL LEASE/PURCHASE		0	0
7714	COUNTY SCHOOL FACILITIES		0	0
7715	SPECIAL RESERVE FOR NON-CAPITAL OUTLAY		0	0
7719	CHARTER SCHOOL		0	0
7725	MRAD		0	0
7728	DEBT SERVICE		5,342	5,342
7744	RETIREE BENEFITS		173,138	173,138
7770	ADULT EDUCATION	2,885	285,179	288,064
7785	DEFERRED MAINTENANCE	11,319	254,708	266,027
7790	BOND INTEREST & REDEMPTN		0	0
7701	PAYROLL REVOLVING		109,208,549	109,208,549
	TOTALS	6,567,796	257,625,106	264,192,902

WEST CONTRA COSTA UNIFIED SCHOOL DISTRICT
WEEKLY VENDOR WARRANT REPORT

2013-2014

PAYMENT

PAGE-4

DATE: June 24, 2014

FUND#	FUND DESCRIPTION	TOTAL WARRANTS THIS REPORT	TOTAL PREVIOUS WARRANTS	TOTAL WARRANTS TO DATE
7701	GENERAL	1,207,758	52,426,340	53,634,098
7706	CAFETERIA	120,165	6,999,016	7,119,181
7707	CHILD DEVELOPMENT	4,686	73,131	77,817
7708	SPECIAL RESERVE FOR CAPITAL OUTLAY	137,039	1,153,961	1,291,000
7710	BUILDING	3,326,124	90,951,556	94,277,680
7711	CAPITAL FACILITIES	6,301	750,860	757,161
7712	SELF INSURANCE PROPERTY & LIABILITY	19	1,896,918	1,896,937
7713	STATE SCHOOL LEASE/PURCHASE		0	0
7714	COUNTY SCHOOL FACILITIES		0	0
7715	SPECIAL RESERVE FOR NON-CAPITAL OUTLAY		0	0
7719	CHARTER SCHOOL		0	0
7725	MRAD		0	0
7728	DEBT SERVICE		5,342	5,342
7744	RETIREE BENEFITS		173,138	173,138
7770	ADULT EDUCATION	151	288,064	288,215
7785	DEFERRED MAINTENANCE	12,998	266,027	279,025
7790	BOND INTEREST & REDEMPTN		0	0
7701	PAYROLL REVOLVING		109,208,549	109,208,549
	TOTALS	4,815,241	264,192,902	269,008,143

WEST CONTRA COSTA UNIFIED SCHOOL DISTRICT
WEEKLY VENDOR WARRANT REPORT

2013-2014

PAYMENT

PAGE-5

DATE: June 30, 2014

FUND#	FUND DESCRIPTION	TOTAL WARRANTS THIS REPORT	TOTAL PREVIOUS WARRANTS	TOTAL WARRANTS TO DATE
7701	GENERAL	1,239,319	53,634,098	54,873,417
7706	CAFETERIA	35,064	7,119,181	7,154,245
7707	CHILD DEVELOPMENT	540	77,817	78,357
7708	SPECIAL RESERVE FOR CAPITAL OUTLAY	11,977	1,291,000	1,302,977
7710	BUILDING	1,611,341	94,277,680	95,889,021
7711	CAPITAL FACILITIES	483	757,161	757,644
7712	SELF INSURANCE PROPERTY & LIABILITY		1,896,937	1,896,937
7713	STATE SCHOOL LEASE/PURCHASE		0	0
7714	COUNTY SCHOOL FACILITIES		0	0
7715	SPECIAL RESERVE FOR NON-CAPITAL OUTLAY		0	0
7719	CHARTER SCHOOL		0	0
7725	MRAD		0	0
7728	DEBT SERVICE		5,342	5,342
7744	RETIREE BENEFITS		173,138	173,138
7770	ADULT EDUCATION	2,337	288,215	290,552
7785	DEFERRED MAINTENANCE	30,049	279,025	309,074
7790	BOND INTEREST & REDEMPTN		0	0
7701	PAYROLL REVOLVING	267	109,208,549	109,208,816
	TOTALS	2,931,377	269,008,143	271,939,520

WEST CONTRA COSTA UNIFIED SCHOOL DISTRICT
WEEKLY VENDOR WARRANT REPORT

2013-2014

PAYMENT

DATE: June 6, 2014

PAGE-6

FUND#	FUND DESCRIPTION	TOTAL WARRANTS THIS REPORT	TOTAL PREVIOUS WARRANTS	TOTAL WARRANTS TO DATE
7701	GENERAL		54,873,417	54,873,417
7706	CAFETERIA		7,154,245	7,154,245
7707	CHILD DEVELOPMENT		78,357	78,357
7708	SPECIAL RESERVE FOR CAPITAL OUTLAY		1,302,977	1,302,977
7710	BUILDING		95,889,021	95,889,021
7711	CAPITAL FACILITIES		757,644	757,644
7712	SELF INSURANCE PROPERTY & LIABILITY		1,896,937	1,896,937
7713	STATE SCHOOL LEASE/PURCHASE		0	0
7714	COUNTY SCHOOL FACILITIES		0	0
7715	SPECIAL RESERVE FOR NON-CAPITAL OUTLAY		0	0
7719	CHARTER SCHOOL		0	0
7725	MRAD		0	0
7728	DEBT SERVICE		5,342	5,342
7744	RETIREE BENEFITS		173,138	173,138
7770	ADULT EDUCATION		290,552	290,552
7785	DEFERRED MAINTENANCE		309,074	309,074
7790	BOND INTEREST & REDEMPTN		0	0
7701	PAYROLL REVOLVING	1,184,623	109,208,816	110,393,439
	TOTALS	1,184,623	271,939,520	273,124,143

WEST CONTRA COSTA UNIFIED SCHOOL DISTRICT
WEEKLY VENDOR WARRANT REPORT

2013-2014

PAYMENT

PAGE-7

DATE: June 26, 2014

FUND#	FUND DESCRIPTION	TOTAL WARRANTS THIS REPORT	TOTAL PREVIOUS WARRANTS	TOTAL WARRANTS TO DATE
7701	GENERAL		54,873,417	54,873,417
7706	CAFETERIA		7,154,245	7,154,245
7707	CHILD DEVELOPMENT		78,357	78,357
7708	SPECIAL RESERVE FOR CAPITAL OUTLAY		1,302,977	1,302,977
7710	BUILDING		95,889,021	95,889,021
7711	CAPITAL FACILITIES		757,644	757,644
7712	SELF INSURANCE PROPERTY & LIABILITY		1,896,937	1,896,937
7713	STATE SCHOOL LEASE/PURCHASE		0	0
7714	COUNTY SCHOOL FACILITIES		0	0
7715	SPECIAL RESERVE FOR NON-CAPITAL OUTLAY		0	0
7719	CHARTER SCHOOL		0	0
7725	MRAD		0	0
7728	DEBT SERVICE		5,342	5,342
7744	RETIREE BENEFITS		173,138	173,138
7770	ADULT EDUCATION		290,552	290,552
7785	DEFERRED MAINTENANCE		309,074	309,074
7790	BOND INTEREST & REDEMPNTN		0	0
7701	PAYROLL REVOLVING	4,818,306	110,393,439	115,211,745
	TOTALS	4,818,306	273,124,143	277,942,449

WEST CONTRA COSTA UNIFIED SCHOOL DISTRICT
1108 Bissell Avenue
Richmond, California 94801-3135
Office of Superintendent of Schools

ITEM REQUIRING ATTENTION---BOARD OF EDUCATION

To: Board of Education

Meeting Date: July 9, 2014

From: Sheri Gamba
Associate Superintendent Business Services

Agenda Item: CI C.5

Subject: Contracts *SH*

Background Information:

Permission is requested of the Board of Education to approve the following contracts as detailed on the attached sheets dated July 9, 2014.

Recommendation: Recommend Approval

Fiscal Impact: As noted per contracts summary

DISPOSITION BY BOARD OF EDUCATION

Motion by: _____ Seconded by: _____

Approved _____ Not Approved _____ Tabled _____

West Contra Costa Unified School District
July 9, 2014 Board Meeting

CONTRACTS

The following contracts are recommended for approval.

<u>DEPARTMENT</u>	<u>Effective Date</u>	<u>VENDOR NAME</u>	<u>COST & FUNDING</u>	<u>PURPOSE</u>
Curriculum-Federal Project	8/1/14 Thru 6/30/15	Bay Area Community Resources	\$93,818 ASES	Bayview Elementary - Provide after school and/or supplemental educational programs and services to serve a sufficient number of students and operate services for a sufficient number of days to earn the core grant allocation of funding under the state/federal guidelines of the After School Education and Safety (ASES)/21st Century Community Learning Center grants.
Curriculum-Federal Project	8/1/14 Thru 6/30/15	Bay Area Community Resources	\$93,818 ASES	Chavez Elementary - Provide after school and/or supplemental educational programs and services to serve a sufficient number of students and operate services for a sufficient number of days to earn the core grant allocation of funding under the state/federal guidelines of the After School Education and Safety (ASES)/21st Century Community Learning Center grants.
Curriculum-Federal Project	8/1/14 Thru 6/30/15	YMCA of the East Bay	\$93,818 ASES	Coronado Elementary - Provide after school and/or supplemental educational programs and services to serve a sufficient number of students and operate services for a sufficient number of days to earn the core grant allocation of funding under the state/federal guidelines of the After School Education and Safety (ASES)/21st Century Community Learning Center grants.
Curriculum-Federal Project	8/1/14 Thru 6/30/15	YMCA of the East Bay	\$66,051 ASES	Crespi Middle - Provide after school and/or supplemental educational programs and services to serve a sufficient number of students and operate services for a sufficient number of days to earn the core grant allocation of funding under the state/federal guidelines of the After School Education and Safety (ASES)/21st Century Community Learning Center grants.
Curriculum-Federal Project	8/1/14 Thru 6/30/15	YMCA of the East Bay	\$66,705 ASES	DeJean Middle - Provide after school and/or supplemental educational programs and services to serve a sufficient number of students and operate services for a sufficient number of days to earn the core grant allocation of funding under the state/federal guidelines of the After School Education and Safety (ASES)/21st Century Community Learning Center grants.
Curriculum-Federal Project	8/1/14 Thru 6/30/15	Bay Area Community Resources	\$182,175 ASES	Dover Elementary - Provide after school and/or supplemental educational programs and services to serve a sufficient number of students and operate services for a sufficient number of days to earn the core grant allocation of funding under the state/federal guidelines of the After School Education and Safety (ASES)/21st Century Community Learning Center grants.
Curriculum-Federal Project	8/1/14 Thru 6/30/15	YMCA of the East Bay	\$120,653 ASES	Downer Elementary - Provide after school and/or supplemental educational programs and services to serve a sufficient number of students and operate services for a sufficient number of days to earn the core grant allocation of funding under the state/federal guidelines of the After School Education and Safety (ASES)/21st Century Community Learning Center grants.
Curriculum-Federal Project	8/1/14 Thru 6/30/15	City of El Cerrito	93,818 ASES	Fairmont Elementary - The city of El Cerrito will provide after school and/or supplemental educational programs and services to serve a sufficient number of students and operate services for a sufficient number of days to earn the core grant allocation of funding under the state/federal guidelines of the After School Education and Safety (ASES)/21st Century Community Learning Center grants.

<u>DEPARTMENT</u>	<u>Effective Date</u>	<u>VENDOR NAME</u>	<u>COST & FUNDING</u>	<u>PURPOSE</u>
Curriculum-Federal Project	8/1/14 Thru 6/30/15	Bay Area Community Resources	\$108,050 ASES	Grant Elementary - Provide after school and/or supplemental educational programs and services to serve a sufficient number of students and operate services for a sufficient number of days to earn the core grant allocation of funding under the state/federal guidelines of the After School Education and Safety (ASES)/21st Century Community Learning Center grants.
Curriculum-Federal Project	8/1/14 Thru 6/30/15	Bay Area Community Resources	\$125,693 ASES	Helms Middle - Provide after school and/or supplemental educational programs and services to serve a sufficient number of students and operate services for a sufficient number of days to earn the core grant allocation of funding under the state/federal guidelines of the After School Education and Safety (ASES)/21st Century Community Learning Center grants.
Curriculum-Federal Project	8/1/14 Thru 6/30/15	Bay Area Community Resources	\$97,165 ASES	Highland Elementary - Provide after school and/or supplemental educational programs and services to serve a sufficient number of students and operate services for a sufficient number of days to earn the core grant allocation of funding under the state/federal guidelines of the After School Education and Safety (ASES)/21st Century Community Learning Center grants.
Curriculum-Federal Project	8/1/14 Thru 6/30/15	Bay Area Community Resources	\$93,818 ASES	King Elementary - Provide after school and/or supplemental educational programs and services to serve a sufficient number of students and operate services for a sufficient number of days to earn the core grant allocation of funding under the state/federal guidelines of the After School Education and Safety (ASES)/21st Century Community Learning Center grants.
Curriculum-Federal Project	8/1/14 Thru 6/30/15	YMCA of the East Bay	\$168,357 ASES	Lake Elementary - Provide after school and/or supplemental educational programs and services to serve a sufficient number of students and operate services for a sufficient number of days to earn the core grant allocation of funding under the state/federal guidelines of the After School Education and Safety (ASES)/21st Century Community Learning Center grants.
Curriculum-Federal Project	8/1/14 Thru 6/30/15	Bay Area Community Resources	\$93,818 ASES	Lincoln Elementary - Provide after school and/or supplemental educational programs and services to serve a sufficient number of students and operate services for a sufficient number of days to earn the core grant allocation of funding under the state/federal guidelines of the After School Education and Safety (ASES)/21st Century Community Learning Center grants.
Curriculum-Federal Project	8/1/14 Thru 6/30/15	Bay Area Community Resources	\$93,818 ASES	Mira Vista Elementary - Provide after school and/or supplemental educational programs and services to serve a sufficient number of students and operate services for a sufficient number of days to earn the core grant allocation of funding under the state/federal guidelines of the After School Education and Safety (ASES)/21st Century Community Learning Center grants.
Curriculum-Federal Project	8/1/14 Thru 6/30/15	Bay Area Community Resources	\$93,818 ASES	Montalvin Elementary - Provide after school and/or supplemental educational programs and services to serve a sufficient number of students and operate services for a sufficient number of days to earn the core grant allocation of funding under the state/federal guidelines of the After School Education and Safety (ASES)/21st Century Community Learning Center grants.
Curriculum-Federal Project	8/1/14 Thru 6/30/15	YMCA of the East Bay	\$93,818 ASES	Murphy Elementary - Provide after school and/or supplemental educational programs and services to serve a sufficient number of students and operate services for a sufficient number of days to earn the core grant allocation of funding under the state/federal guidelines of the After School Education and Safety (ASES)/21st Century Community Learning Center grants.

<u>DEPARTMENT</u>	<u>Effective Date</u>	<u>VENDOR NAME</u>	<u>COST & FUNDING</u>	<u>PURPOSE</u>
Curriculum- Federal Project	8/1/14 Thru 6/30/15	YMCA of the East Bay	\$93,818 ASES	Peres Elementary - Provide after school and/or supplemental educational programs and services to serve a sufficient number of students and operate services for a sufficient number of days to earn the core grant allocation of funding under the state/federal guidelines of the After School Education and Safety (ASES)/21st Century Community Learning Center grants.
Curriculum- Federal Project	8/1/14 Thru 6/30/15	City of El Cerrito	\$125,693 ASES	Portola Middle - The city of El Cerrito will provide after school and/or supplemental educational programs and services to serve a sufficient number of students and operate services for a sufficient number of days to earn the core grant allocation of funding under the state/federal guidelines of the After School Education and Safety (ASES)/21st Century Community Learning Center grants.
Curriculum- Federal Project	8/1/14 Thru 6/30/15	Bay Area Community Resources	\$93,818 ASES	Riverside Elementary - Provide after school and/or supplemental educational programs and services to serve a sufficient number of students and operate services for a sufficient number of days to earn the core grant allocation of funding under the state/federal guidelines of the After School Education and Safety (ASES)/21st Century Community Learning Center grants.
Curriculum- Federal Project	8/1/14 Thru 6/30/15	YMCA of the East Bay	\$93,818 ASES	Sheldon Elementary - Provide after school and/or supplemental educational programs and services to serve a sufficient number of students and operate services for a sufficient number of days to earn the core grant allocation of funding under the state/federal guidelines of the After School Education and Safety (ASES)/21st Century Community Learning Center grants.
Curriculum- Federal Project	8/1/14 Thru 6/30/15	Bay Area Community Resources	\$187,443 ASES 21 st Century	Stege Elementary - Provide after school and/or supplemental educational programs and services to serve a sufficient number of students and operate services for a sufficient number of days to earn the core grant allocation of funding under the state/federal guidelines of the After School Education and Safety (ASES)/21st Century Community Learning Center grants.
Curriculum- Federal Project	8/1/14 Thru 6/30/15	YMCA of the East Bay	\$93,818 ASES	Tara Hills Elementary - Provide after school and/or supplemental educational programs and services to serve a sufficient number of students and operate services for a sufficient number of days to earn the core grant allocation of funding under the state/federal guidelines of the After School Education and Safety (ASES)/21st Century Community Learning Center grants.
Curriculum- Federal Project	8/1/14 Thru 6/30/15	YMCA of the East Bay	\$93,818 ASES	Verde Elementary - Provide after school and/or supplemental educational programs and services to serve a sufficient number of students and operate services for a sufficient number of days to earn the core grant allocation of funding under the state/federal guidelines of the After School Education and Safety (ASES)/21st Century Community Learning Center grants.
Curriculum- Federal Project	8/1/14 Thru 6/30/15	Bay Area Community Resources	\$187,443 ASES 21 st Century	Washington Elementary - Provide after school and/or supplemental educational programs and services to serve a sufficient number of students and operate services for a sufficient number of days to earn the core grant allocation of funding under the state/federal guidelines of the After School Education and Safety (ASES)/21st Century Community Learning Center grants.
Curriculum- Federal Project	8/1/14 Thru 6/30/15	Bay Area Community Resources	\$93,818 ASES	Wilson Elementary - Provide after school and/or supplemental educational programs and services to serve a sufficient number of students and operate services for a sufficient number of days to earn the core grant allocation of funding under the state/federal guidelines of the After School Education and Safety (ASES)/21st Century Community Learning Center grants.

<u>DEPARTMENT</u>	<u>Effective Date</u>	<u>VENDOR NAME</u>	<u>COST & FUNDING</u>	<u>PURPOSE</u>
K-12 Operations	8/1/14 Thru 6/30/15	Center for Youth Development and Law	\$160,000 Instructional Central	Provide support for the participation of students from WCCUSD in the Center's Summer Legal Fellowship Program.
K-Adult Operations	7/1/14 Thru 6/30/14	The Young Scholars Program	\$100,000 College Going Culture	To educate our students who are underrepresented on college campus. The Young Scholars Program is a college preparatory program for students of color. The students will be participating in college tours, college fairs, financial aid workshop, and admissions presentations. A positive interaction with role models will be given to the students as mentors. Required supplies, program support fees and black tie will be provided. YSP will continue to apply for funding to support the services.
K-12 Operations	7/1/14 Thru 6/30/15	University of California, Davis	\$175,000 Full Service Community Schools SRVC	The CRESS Center at UC Davis will work with WCCUSD to build capacity at District, School Family, and school -site levels for implementing a system to support full service community schools.
K-12 Operations	7/1/14 Thru 6/30/15	ETR	\$210,652 Full Service Community Schools	ETR will provide a team of consultants, trainers, health educators and evaluators to support the District's efforts strengthen its sexual and gender-based harassment policies and procedures.

West Contra Costa Unified School District
1108 Bissell Avenue
Richmond, California 94801
Office of the Superintendent

ITEM REQUIRING ATTENTION----BOARD OF EDUCATION

To: Board of Education

Meeting Date: July 9, 2014

From: Kenneth L. Whittemore,
Assistant Superintendent Human Resources

Agenda Item: CI C.6

Subject: Routine Personnel Changes - Certificated

Background Information:

Routine personnel changes include actions to hire, promote, or terminate certificated employees in accord with appropriate laws, established policies and procedures.

Recommendation: Ratification and Approve Certificated Personnel Changes

Fiscal Impact: None

DISPOSITION BY BOARD OF EDUCATION

Motion by: _____

Seconded by: _____

Approved _____

Not Approved _____

Tabled _____

WEST CONTRA COSTA UNIFIED SCHOOL DISTRICT

July 9, 2014

**FOR INFORMATION ONLY
CERTIFICATED BOARD CHANGES****RETIREMENTS**

Name	Site	Position	Term Date
Baig, Celia	Ohlone	RSP SEI	6/7/2014
Franco, Antoineta	Downer	3rd TBE	6/7/2014
Maguire, Roberta	Bayview	3rd TBE	6/7/2014
McAdams, J. Phillip	Hercules High	Social Science SEI	6/7/2014
Mixer, Melinda	Downer	3rd TBE	6/7/2014
Nobuko, Satake	El Cerrito High	Japanese SEI	6/7/2014
Sherman, Diane	Highland	Kindergarten SEI	6/7/2014
Stout, Karen	Bayview	4th SEI	6/7/2014
Gardenhire, Randall	Transition/Tara Hills	SH	7/12/2014

RESIGNATIONS

Name	Site	Position	Term Date
Anderson, Tara	Lincoln	4th SEI	6/7/2014
Asplund, Julie	Peres	4th SEI	6/7/2014
Billin, Margaret	Kennedy	Music SEI	6/7/2014
Bird, Dulce	Pinole Middle	SH	6/7/2014
Brown, Catilin	King	K SEI	6/7/2014
Calendar, Elianne	Lincoln	3rd SEI	6/7/2014
Chu, Lawrence	Helms Middle	Science 8 SEI	6/7/2014
Czajkowski, Mikayla	DeJean	Biology SEI	6/7/2014
Distefano, Cecilia	Kennedy	Spanish SEI	6/7/2014
Ellis, Alexander	Valley View	3rd SEI	6/7/2014
Flores, John	Dover	3rd SEI	6/7/2014
Howell, Tatum	Murphy	2nd SEI	6/7/2014
Hubbard, Breanne	Kennedy	English SEI	6/7/2014
Paller, Kaycee	Lincoln	3rd SEI	6/7/2014
Peck, Alexander	Dover	4th SEI	6/7/2014
Phillips, Elise	Dover	Preschool	6/7/2014
Phillips, Lindley	Washington	RSP SEI	6/7/2014
Porter Gulick, Jennifer	Lupine	4th SEI	6/7/2014
Potts, Ashley	Richmond High	Math SEI	6/7/2014
Radmanovic, Jasmina	Fairmont	SH K-3	6/7/2014
Selman, Yannell	Lincoln	2nd TBE	6/7/2014
Steward, Ashley	Lincoln	1st SEI	6/7/2014
Tran, Amanda	Ford	Preschool	6/7/2014
Dictado, Stephanie	PSC	Speech Therapist	6/13/2014
McKerracher, Amanda	Special Education	School Psychologist	6/18/2014

West Contra Costa Unified School District
1108 Bissell Avenue
Richmond, California 94801
Office of the Superintendent

ITEM REQUIRING ATTENTION---BOARD OF EDUCATION

To: Board of Education

Meeting Date: July 9, 2014

From: Kenneth L. Whittemore *KW*
Assistant Superintendent Human Resources

Agenda Item: CI C.7

Subject: Certificated Board Authorization - Education Code 44258.3

Background Information:

Ed Code 44258.3 allows the Governing Board of a school district to authorize the holder of a multiple subject, standard elementary, single subject or standard secondary, credential with his or her consent, to teach departmental classes in grades K-12 provided the teacher has adequate knowledge of subject matter.

Recommendation: Recommend Approval

Fiscal Impact: None

DISPOSITION BY BOARD OF EDUCATION

Motion by: _____

Seconded by: _____

Approved _____

Not Approved _____

Tabled _____

July 9, 2014

Waivers

Teacher	Site	Assignment
Chambers, Maria Nimfa	Itinerant	Speech
Nicholls, Lindsay A.	Itinerant	Speech
Catinguil, Daniel	Harding Elementary School	Special Education - SH

Definition: Variable term waivers provide applicants with additional time to complete the requirements for the credential that authorizes the service or provide employing agencies with time to fill the assignment with an individual who either holds an appropriate credential or qualifies under one of the assignment options. (Assignment pending fingerprint clearance when applicable)

West Contra Costa Unified School District
1108 Bissell Avenue
Richmond, California 94801
Office of the Superintendent

ITEM REQUIRING ATTENTION----BOARD OF EDUCATION

To: Board of Education

Meeting Date: July 9, 2014

From: Kenneth L. Whittemore
Assistant Superintendent Human Resources

Agenda Item: CI C.8

Subject: Approve the following New Job Description:

Director, Community Engagement

Background Information: This position and the background for the position is generated from recommendations by the WCCUSD Strategic Plan. The Director, Community Engagement will play an instrumental role in fostering community partnerships to develop a full service community school district. This position also will create, develop and coordinate community and district resources to engage families in the educational process such that all students have equitable opportunities for learning and are prepared for post K-12 success. This position follows WCCUSD Strategic Plan.

Ultimately, this position will make it substantially easier for community partners (businesses, families, and parents) to work with the district such that the district can clearly communicate with and develop relationships with its community.

Recommendation: Recommend Approval

Fiscal Impact: \$155,496.32

DISPOSITION BY BOARD OF EDUCATION

Motion by: _____

Seconded by: _____

Approved _____

Not Approved _____

Tabled _____

WEST CONTRA COSTA UNIFIED SCHOOL DISTRICT

DIRECTOR, COMMUNITY ENGAGEMENT

PRIMARY FUNCTIONS:

Creates, promotes and supports equitable opportunities for learning and success that ensure all students are college and career ready; facilitates the development of a Full Service Community School district through the provision of leadership in planning, developing, implementing, monitoring and evaluating school/business/community partnerships; ensures that services fully or partially originating with community partners are effectively coordinated, integrated and delivered for maximum benefit to students and families throughout the district; partners with district leaders to develop a Full Service Community district.

Builds strong partnerships with West County philanthropic organizations in order to partner when opportunities arise; works closely with philanthropic organizations to identify educational funding opportunities which match the District's strategic plan.

Builds and encourages parental involvement in district schools. Is the leader in efforts to assist parents in volunteering at schools, developing a district wide parent communication plan, and planning professional development which improves parental and family engagement. Performs other related duties as assigned.

MAJOR DUTIES AND RESPONSIBILITIES:

- Identifies and develops prospects for partnerships between the district and external organizations in service of creating Full Service Community Schools.
- Develops marketing/outreach campaign with follow-up/periodic reporting on recruitment and onboarding of partners in the community, non-profit, business or other areas potentially involved with Community Schools.
- Maps the philanthropic community to partner with local funders and better understand the bounds of the West County philanthropic community.
- Works with local philanthropic groups to identify resources and funding which would assist in implementation of the District strategic plan.
- Manages a portfolio of key community leaders and constituent relationships with the goal of building a stronger awareness and increased partnership between the community and the district.
- Develops, coordinates and executes formal agreements with community partners.
- Develops and manages the implementation of community partnerships, including coordination between partners and the District and school sites.
- Develop a full menu of various programs and services offered by community partners to schools and students for school sites to work from.
- Coordinates site visits with community leaders including local business leaders and politicians.
- Provides professional development to district personnel on collaboration and how to be a good partner.
- Provides professional development to staff to enhance family engagement skills.
- Provides training to parents in efforts to support their child's education.

- Plans, develops, and coordinates parent and community outreach activities and programs that support improved student learning and academic achievement.
- Attends neighborhood and community group meetings to understand the values, priorities, and needs of our families and residents in the neighborhoods surrounding our schools.
- Represents the district at public forums, which includes local school board meetings and citywide meetings on public education, public policy, youth development, and after-school education.
- Monitors the effective implementation of Board policies regarding family and community involvement and recommends goals, policies, and programmatic changes.
- Plans and develops the operations of district Community Schools, in consultation with district, government and community partners.
- Ensures the operation of high-quality community schools, in partnership with principals, designated lead agencies, and community school directors and managers.
- Coordinates joint planning among schools, agencies, funders, service providers, and other partners jointly responsible for programs in related service delivery systems (i.e., medical and mental health services).
- Collaborates with service providers, the district and departments to ensure coordinated, seamless support system for students and families, which includes extended learning and family engagement.
- Collaborates with site principals in identifying and effectively including partners as they develop their Community Schools Strategic Site Plans to further the goals of Full Service Community Schools.
- Collaborates with district staff and partners including city, county, and community agencies in developing and delivering orientation, technical assistance and professional learning for community schools staff and partner personnel.
- Participates in development of evaluation standards for district Full Service Community Schools, which includes identifying and facilitating periodic school audits and reports by expert, independent evaluators.
- Develops funding proposals and other resource development strategies for community schools to enhance support and resources for district schools.
- Support the Full Service Community Schools strategic plans to ensure joint planning, joint resource development, and optimal levels of efficiency and coherence in service delivery through maximum coordination and integration of services.
- Collaborate with department leaders and with district professional development staff in the development, planning, and implementation of high quality professional development focused on Full Service Community School priority areas.
- Assists in the development, recommendation, and administration of the department budget for the purpose of ensuring services are delivered in conformance with district objectives and within budget parameters.
- Trains, directs, guides, coaches, evaluates, supports and disciplines assigned staff.
- Attends training workshops and professional development as directed.

QUALIFICATIONS:

Knowledge of:

- Principles, practices and trends in community schools, public education, youth development and family systems.
- Utilization of various forms of assessment to guide and design programs.
- Diversity, sensitivity, and competence with regard to issues of race, learning or other ability, ethnicity, culture, religion, gender, socio-economic group, sexuality or other orientations or cultural markers.
- Organizational development, communications and change management, specifically:
 - Building partnerships and collaboration with individuals, departments, agencies, and institutions.
 - Interpersonal skills emphasizing tact, patience, courtesy and respect.
 - Facilitation techniques.
 - Building capacity of adults to function in new systems.
 - Facilitation to foster new behaviors and practices in challenging contexts.
 - Building authentic and trusting relationships.
- Parent and public involvement in a school district environment.
- Methods of project and process control, budgeting, and cost analysis and prediction.
- Organization and management principles.
- Microsoft suite (Excel, Word, Publisher, PowerPoint, Outlook, etc.) and other software and applications used for publishing electronic and print media.
- Effective techniques of supervision, training, coaching, conflict resolution and motivation of employees.
- Public speaking and instructional techniques.
- Modern business practices and district authorized software to complete duties, tasks and responsibilities.
- Clear and effective oral and written communication skills for all types of audiences.
- District's strategic plan.
- School and district policies, rules and regulations.

Ability to:

- Work effectively with community partners to achieve district goals and objectives.
- Establish and maintain relationships with community partners.
- Effectively plan, organize, direct, coordinate and assign activities to meet departmental goals and objectives.
- Interpret, implement, and maintain current knowledge of applicable laws, codes, policies, district's strategic plan, procedures, and district regulations governing work scope.
- Design, develop and deliver effective and compelling verbal, written and PowerPoint presentations to community, peers, staff, and Superintendent on abstracts as well as concrete subject matter relating to introduction of new standards, methodologies, and paradigms in delivery of school services.

- Work collaboratively with administrators, committees, community partners and employees to accomplish common goals and objectives.
- Recognize, research, assess and analyze management challenges; adopt appropriate plans of action
- Complete multiple priorities with short deadlines.
- Conduct and participate in meetings, conferences, professional development and other trainings.
- Assist in budget development for a district-wide program and monitor expenditures to operate within budget constraints.
- Compile data to prepare complex reports.
- Work effectively and efficiently without close supervision.
- Supervise and direct the work of others.
- Understand and carry out verbal and written directions.
- Read, write and speak English with sufficient comprehension to perform duties accurately and competently.
- Train, work effectively and work cooperatively with individuals from diverse backgrounds.
- Work non-traditional and/or extended hours, including evening meetings.
- Communicate positively and effectively, orally and in writing, with the media, district staff, students and various community partners.

EDUCATION AND EXPERIENCE:

Education:

- Bachelor's Degree from an accredited college or university in Social Work, Education, or a closely related field (Master's Degree highly preferred).
- Bilingual skills preferred

Experience:

- Five (5) years of experience in community engagement in an education background, community partnerships or closely related field that performs a majority of the duties and responsibilities outlined above.
- Demonstrated experience working with contracts, budgets, etc.
- Demonstrated, successful experience working with public school systems, which includes the development of community schools and achieving positive results for all constituents.
- Proven experience fostering social change involving large, complex organizational systems, educational reform processes, and school-based partnerships.
- Demonstrated success in program planning/management activities furthering school success, student achievement, and positive child, youth, and family development.
- Demonstrated project management skills and abilities.
- Demonstrated high level of successful customer service with public.
- Bilingual skills, preferred.

Licenses or Certificates Needed:

- Possession of a valid California Driver's License. Candidates must provide (and maintain) official motor vehicle driving record, and proof of compliance with district safe driving standards.

PHYSICAL EFFORT / WORK ENVIRONMENT:

Environment:

- Primarily indoor office, with some outdoor exposure.
- Office setting with phones, computer work, customer contact, drop-ins and other communications.

Physical Abilities:

Employees in this position must have/be able to:

- Observe safe lifting and carrying practices.
- Walk, climb, stand, stoop, lift and carry sufficient to perform tasks.
- Hear and understand speech at normal levels and on the telephone with/without assistive devices.
- See, hear and speak with/without assistive devices sufficient to communicate effectively with others.
- Bend at the waist.
- Reach overhead, above the shoulders and horizontally; grasp.
- Sit for extended periods of time with intermittent walking.
- Dexterity of hands and fingers to use keyboard and office equipment.
- Drive and travel to various work and school sites.

SALARY:

Schedule: Management

Salary Range: Index 1.13

Approved by the Human Resources Department

Approved by the Board of Education _____.

West Contra Costa Unified School District
1108 Bissell Avenue
Richmond, California 94801
Office of the Superintendent

ITEM REQUIRING ATTENTION---BOARD OF EDUCATION

To: Board of Education

Meeting Date: July 9, 2014

From: Kenneth L. Whittemore,
Assistant Superintendent Human Resources

Agenda Item: CI C.9

Subject: 2014-2015 Salary Schedules, as of July 1, 2014, for the following groups:

UTR
Local One
SSA
Confidential
Management
WCCAA

Background Information:

These salary schedules are the result of the union ratified and board adopted agreements. We are requesting the board enter them into the record. Recent CalPers and STRS audits experienced by other districts indicate that placing these schedules into the permanent board record will assist staff and future retirees when salary schedules are needed for review.

This salary schedules reflect the new salary increments, which were effective on July 1, 2014 to all bargaining units, unrepresented management, and confidential employees. The attached salary schedules also reflect the complexity of each bargaining unit agreement, along with the different classifications, days worked, and uniqueness of each bargaining unit.

Recommendation: Recommend Approval

Fiscal Impact: None

DISPOSITION BY BOARD OF EDUCATION

Motion by: _____

Seconded by: _____

Approved _____

Not Approved _____

Tabled _____

UTR
SALARY SCHEDULE - UTR8
WEST CONTRA COSTA UNIFIED SCHOOL DISTRICT
TEACHERS AND LIBRARIANS
2014-2015 Effective July 1, 2014 (Increased 3%)
ANNUAL AND DAILY RATES

ALL SCHOOLS WITH THE EXCEPTION OF SIG SCHOOLS HELMS AND DAHS

STEP	RANGE A BA		RANGE B BA + 15 SEM. UNITS		RANGE 1 BA + 30 or BA + 15 With MA		RANGE 2 BA + 45 or BA + 30 With MA		RANGE 3 BA + 60 or BA + 45 With MA	
	Annual	Daily	Annual	Daily	Annual	Daily	Annual	Daily	Annual	Daily
1	38,699.16	210.32	38,981.08	211.85	42,225.78	229.49	42,488.97	230.92	42,751.13	232.34
2	38,981.08	211.85	39,261.96	213.38	42,488.97	230.92	42,751.13	232.34	44,205.47	240.25
3	39,261.96	213.38	39,544.92	214.92	42,751.13	232.34	44,166.98	240.04	46,125.86	250.68
4	39,544.92	214.92	39,826.85	216.45	43,926.67	238.73	45,984.38	249.92	48,102.43	261.43
5	39,826.85	216.45	40,473.91	219.97	45,562.02	247.62	47,785.14	259.70	50,037.39	271.94
6			41,813.82	227.25	47,167.20	256.34	49,579.66	269.45	51,940.10	282.28
7			43,272.32	235.18	48,770.30	265.06	51,339.85	279.02	53,861.53	292.73
8			44,593.50	242.36	50,478.48	274.34	53,103.15	288.60	55,784.01	303.17
9			45,966.70	249.82	52,166.88	283.52	54,951.77	298.65	57,807.39	314.17
10			47,254.59	256.82	53,789.75	292.34	56,733.80	308.34	59,640.40	324.13
11					55,446.95	301.34	58,460.70	317.72	61,595.12	334.76
12					57,068.78	310.16	60,256.26	327.48	63,482.23	345.01
13					58,739.50	319.24	62,002.92	336.97	68,132.37	370.28
14					58,739.50	319.24	62,002.92	336.97	68,132.37	370.28
15					58,739.50	319.24	62,002.92	336.97	68,132.37	370.28
16					58,739.50	319.24	62,002.92	336.97	68,132.37	370.28
17					59,476.03	323.24	62,738.41	340.97	68,867.86	374.28
18					59,476.03	323.24	62,738.41	340.97	68,867.86	374.28
19					60,658.85	329.67	63,919.15	347.39	70,056.92	380.74
20					60,658.85	329.67	63,919.15	347.39	70,056.92	380.74
21					60,658.85	329.67	63,919.15	347.39	70,056.92	380.74
22					62,272.36	338.44	65,531.62	356.15	71,669.39	389.51
23					62,272.36	338.44	65,531.62	356.15	71,669.39	389.51
24					64,729.55	351.79	68,121.96	370.23	74,502.12	404.90
25					64,729.55	351.79	68,121.96	370.23	74,502.12	404.90
26					66,910.02	363.64	70,302.43	382.08	76,682.59	416.75
27					66,910.02	363.64	70,302.43	382.08	76,682.59	416.75
28					70,178.64	381.41	73,571.06	399.84	79,951.22	434.52

Employees on Ranges A and B:

1. Will receive yearly step and column increases commensurate with their teaching and education experience; and
2. May move, commensurate with their education experience, to Ranges 1, 2, 3 **when they have their Preliminary or Clear Teaching Credential.**

All Employees:

1. Range placement is based on upper division and graduate units taken after a BA degree.
2. Employees new to the District : Each year of verified service as a full-time certificated employee in a public or private school may be counted as a year of service for initial salary placement, provided the applicant had a valid teaching credential or teaching license during the time of service. A maximum of ten (10) years shall be so credited (with the exception of Range A).
3. Employees shall serve 75% or more of the work year in order to advance to the next salary step.
4. Work Year: 184 Days
5. Doctorate: \$1,381.80
6. Substitute teacher rate is \$117.00 per day with a bonus rate of \$160.00 after twenty days on the same assignment.
7. Hourly Rate: \$31.00.

UTR
SALARY SCHEDULE - UHD8 - 120%
WEST CONTRA COSTA UNIFIED SCHOOL DISTRICT
TEACHERS AND LIBRARIANS
2014-2015 Effective July 1, 2014 (Increased 3%)
ANNUAL AND DAILY RATES

SIG FUNDED SCHOOLS HELMS AND DAHS- 120% FOR EXTRA DAYS & EXTRA HOURS

	BA		BA +15 SEM. UNITS		BA +30 or BA +15 With MA		BA +45 or BA +30 With MA		BA +60 or BA +45 With MA	
	Ends at Step 5		Ends at Step 10							
	Annual	Daily	Annual	Daily	Annual	Daily	Annual	Daily	Annual	Daily
1	46,439.98	252.39	46,776.56	254.22	50,670.07	275.38	50,986.18	277.10	51,302.30	278.82
2	46,776.56	254.22	47,115.43	256.06	50,986.18	277.10	51,302.30	278.82	53,046.65	288.30
3	47,115.43	256.06	47,454.29	257.90	51,302.30	278.82	53,001.16	288.05	55,350.45	300.82
4	47,454.29	257.90	47,793.15	259.75	52,712.33	286.48	55,182.16	299.90	57,722.49	313.71
5	47,793.15	259.75	48,568.67	263.96	54,675.01	297.15	57,342.69	311.65	60,044.49	326.33
6			50,176.55	272.70	56,601.28	307.62	59,496.39	323.35	62,327.82	338.74
7			51,927.72	282.22	58,525.29	318.07	61,606.89	334.82	64,633.90	351.27
8			53,512.87	290.83	60,574.38	329.21	63,724.20	346.33	66,939.98	363.80
9			55,159.41	299.78	62,600.73	340.22	65,941.59	358.38	69,368.87	377.00
10			56,705.90	308.18	64,547.48	350.80	68,081.65	370.01	71,568.06	388.96
11					66,537.44	361.62	70,153.49	381.27	73,915.08	401.71
12					68,481.92	372.18	72,307.18	392.97	76,177.95	414.01
13					70,487.79	383.09	74,404.04	404.37	81,758.93	444.34
14					70,487.79	383.09	74,404.04	404.37	81,758.93	444.34
15					70,487.79	383.09	74,404.04	404.37	81,758.93	444.34
16					70,487.79	383.09	74,404.04	404.37	81,758.93	444.34
17					71,370.20	387.88	75,286.44	409.17	82,641.33	449.14
18					71,370.20	387.88	75,286.44	409.17	82,641.33	449.14
19					72,791.60	395.61	76,703.30	416.87	84,067.28	456.89
20					72,791.60	395.61	76,703.30	416.87	84,067.28	456.89
21					72,791.60	395.61	76,703.30	416.87	84,067.28	456.89
22					74,726.97	406.12	78,638.67	427.38	86,002.66	467.41
23					74,726.97	406.12	78,638.67	427.38	86,002.66	467.41
24					77,674.39	422.14	81,745.28	444.27	89,402.65	485.88
25					77,674.39	422.14	81,745.28	444.27	89,402.65	485.88
26					80,292.04	436.37	84,362.93	458.49	92,018.03	500.10
27					80,292.04	436.37	84,362.93	458.49	92,018.03	500.10
28					84,215.11	457.69	88,286.00	479.82	95,941.09	521.42

Employees on Ranges A and B:

1. Will receive yearly step and column increases commensurate with their teaching and education experience; and
2. May move, commensurate with their education experience, to Ranges 1, 2, 3 **when they have their Preliminary or Clear Teaching Credential.**

All Employees:

1. Range placement is based on upper division and graduate units taken after a BA degree.
2. Employees new to the District : Each year of verified service as a full-time certificated employee in a public or private school may be counted as a year of service for initial salary placement, provided the applicant had a valid teaching credential or teaching license during the time of service. A maximum of ten (10) years shall be so credited (with the exception of Range A).
3. Employees shall serve 75% or more of the work year in order to advance to the next salary step.
4. Work Year: 184 Days
5. Doctorate: \$1,381.80
6. Substitute teacher rate is \$117.00 per day with a bonus rate of \$160.00 after twenty days on the same assignment.
7. Hourly Rate: \$31.00

UTR
SALARY SCHEDULE - UCAM
WEST CONTRA COSTA UNIFIED SCHOOL DISTRICT
CAMERON TEACHERS - 200 DAYS
2014-2015 Effective July 1, 2014 (Increased 3%)
ANNUAL AND DAILY RATES

STEP	RANGE A BA Ends at Step 5		RANGE B BA + 15 SEMI UNITS Ends at Step 10		RANGE 1 BA + 30 or BA + 15 With MA		RANGE 2 BA + 45 or BA + 30 With MA		RANGE 3 BA + 60 or BA + 45 With MA	
	Annual	Daily	Annual	Daily	Annual	Daily	Annual	Daily	Annual	Daily
1	42,065.20	210.33	42,370.08	211.85	45,896.80	229.48	46,183.14	230.92	46,469.48	232.35
2	42,370.08	211.85	42,677.02	213.39	46,183.14	230.92	46,469.48	232.35	48,049.50	240.25
3	42,677.02	213.39	42,983.96	214.92	46,469.48	232.35	48,008.30	240.04	50,136.28	250.68
4	42,983.96	214.92	43,290.90	216.45	47,746.68	238.73	49,983.84	249.92	52,284.86	261.42
5	43,290.90	216.45	43,993.36	219.97	49,524.46	247.62	51,940.84	259.70	54,388.12	271.94
6			45,449.78	227.25	51,269.28	256.35	53,891.66	269.46	56,456.36	282.28
7			47,035.98	235.18	53,012.04	265.06	55,803.34	279.02	58,545.20	292.73
8			48,471.80	242.36	54,868.10	274.34	57,721.20	288.61	60,634.04	303.17
9			49,963.24	249.82	56,703.56	283.52	59,729.70	298.65	62,834.12	314.17
10			51,364.04	256.82	58,466.92	292.33	61,668.16	308.34	64,826.14	324.13
11					60,269.42	301.35	63,544.82	317.72	66,952.06	334.76
12					62,030.72	310.15	65,495.64	327.48	69,001.76	345.01
13					63,847.64	319.24	67,394.96	336.97	74,057.00	370.29
14					63,847.64	319.24	67,394.96	336.97	74,057.00	370.29
15					63,847.64	319.24	67,394.96	336.97	74,057.00	370.29
16					63,847.64	319.24	67,394.96	336.97	74,057.00	370.29
17					64,646.92	323.23	68,194.24	340.97	74,856.28	374.28
18					64,646.92	323.23	68,194.24	340.97	74,856.28	374.28
19					65,934.42	329.67	69,477.62	347.39	76,147.90	380.74
20					65,934.42	329.67	69,477.62	347.39	76,147.90	380.74
21					65,934.42	329.67	69,477.62	347.39	76,147.90	380.74
22					67,687.48	338.44	71,230.68	356.15	77,900.96	389.50
23					67,687.48	338.44	71,230.68	356.15	77,900.96	389.50
24					70,357.24	351.79	74,044.64	370.22	80,980.66	404.90
25					70,357.24	351.79	74,044.64	370.22	80,980.66	404.90
26					72,728.30	363.64	76,415.70	382.08	83,349.66	416.75
27					72,728.30	363.64	76,415.70	382.08	83,349.66	416.75
28					76,281.80	381.41	79,969.20	399.85	86,903.16	434.52

Employees on Ranges A and B:

1. Will receive yearly step and column increases commensurate with their teaching and education experience; and
2. May move, commensurate with their education experience, to Ranges 1, 2, 3 **when they have their Preliminary or Clear Teaching Credential.**

All Employees:

1. Range placement is based on upper division and graduate units taken after a BA degree.
2. Employees new to the District : Each year of verified service as a full-time certificated employee in a public or private school may be counted as a year of service for initial salary placement, provided the applicant had a valid teaching credential or teaching license during the time of service. A maximum of ten (10) years shall be so credited (with the exception of Range A).
3. Employees shall serve 75% or more of the work year in order to advance to the next salary step.
4. Work Year: 200 Days
5. Doctorate: \$1,381.80
6. Substitute teacher rate is \$117.00 per day with a bonus rate of \$160.00 after twenty days on the same assignment.
7. Hourly Rate: \$31.00

UTR
SALARY SCHEDULE - 6
WEST CONTRA COSTA UNIFIED SCHOOL DISTRICT
COUNSELORS, PROGRAM ASSISTANTS, PROJECT ASSISTANTS AND PROGRAM SPECIALISTS
2014-2015 Effective July 1, 2014 (Increased 3%)
ANNUAL AND DAILY RATES

	BA		BA + 15 SEM. UNITS		BA + 30 or BA + 15 With MA		BA + 45 or BA + 30 With MA		BA + 60 OR BA + 45 With MA	
	Annual	Daily	Annual	Daily	Annual	Daily	Annual	Daily	Annual	Daily
1	41,949.06	221.95	42,255.95	223.58	44,586.22	235.91	44,892.07	237.52	45,859.54	242.64
2	42,255.95	223.58	42,563.87	225.21	44,892.07	237.52	45,937.57	243.06	47,920.38	253.55
3	42,563.87	225.21	42,867.64	226.81	45,800.25	242.33	47,877.73	253.32	50,004.10	264.57
4	42,867.64	226.81	43,175.57	228.44	47,615.57	251.93	49,849.10	263.75	52,144.00	275.89
5	43,175.57	228.44	43,875.69	232.15	49,392.40	261.34	51,799.66	274.07	54,244.36	287.01
6			45,327.95	239.83	51,130.75	270.53	53,745.02	284.37	56,306.24	297.92
7			46,908.17	248.19	52,868.05	279.73	55,653.97	294.47	58,386.84	308.93
8			48,337.54	255.75	54,721.86	289.53	57,566.04	304.58	60,471.60	319.96
9			49,828.29	263.64	56,551.75	299.22	59,570.70	315.19	62,665.59	331.56
10			51,229.57	271.06	58,308.82	308.51	61,501.50	325.40	64,654.65	342.09
11					60,107.49	318.03	63,375.08	335.32	66,773.74	353.30
12					61,865.60	327.33	65,320.44	345.61	68,817.93	364.12
13					63,677.80	336.92	67,211.70	355.62	73,857.14	390.78
14					63,677.80	336.92	67,211.70	355.62	73,857.14	390.78
15					63,677.80	336.92	67,211.70	355.62	73,857.14	390.78
16					63,677.80	336.92	67,211.70	355.62	73,857.14	390.78
17					64,474.67	341.14	68,008.57	359.83	74,657.13	395.01
18					64,474.67	341.14	68,008.57	359.83	74,657.13	395.01
19					65,756.32	347.92	69,293.34	366.63	75,943.98	401.82
20					65,756.32	347.92	69,293.34	366.63	75,943.98	401.82
21					65,756.32	347.92	69,293.34	366.63	75,943.98	401.82
22					67,504.03	357.16	71,041.05	375.88	77,695.85	411.09
23					67,504.03	357.16	71,041.05	375.88	77,695.85	411.09
24					70,168.24	371.26	73,845.70	390.72	80,763.69	427.32
25					70,168.24	371.26	73,845.70	390.72	80,763.69	427.32
26					72,265.48	382.36	75,941.90	401.81	82,859.90	438.41
27					72,265.48	382.36	75,941.90	401.81	82,859.90	438.41
28					75,407.19	398.98	79,083.61	418.43	86,001.60	455.03

Initial Placement:

1. Current WCCUSD Employees: Current employees of the District shall receive year-for-year service credit for initial salary placement.
2. Employees new to the District : Each year of verified service as a full-time certificated employee in a public or private school may be counted as a year of service for initial salary placement, provided the applicant had a valid credential or teaching license during the time of service. A maximum of ten (10) years shall be so credited (with the exception of Range A).
3. Employees shall serve 75% or more of the work year in order to advance to the next salary step.
4. Work Year: 189 days.
5. Doctorate: \$1,381.80

UTR
SALARY SCHEDULE - UHD6 - 120%
WEST CONTRA COSTA UNIFIED SCHOOL DISTRICT
COUNSELORS, PROGRAM ASSISTANTS, PROJECT ASSISTANTS AND PROGRAM SPECIALISTS
2014-2015 Effective July 1, 2014 (Increased 3%)
ANNUAL AND DAILY RATES

SIG FUNDED SCHOOLS HELMS AND DAHS- 120% FOR EXTRA DAYS & EXTRA HOURS

	BA		BA + 15 SEM. UNITS		BA + 30 or BA + 15 With MA		BA + 45 or BA + 30 With MA		BA + 60 OR BA + 45 With MA	
	Annual	Daily	Annual	Daily	Annual	Daily	Annual	Daily	Annual	Daily
1	\$50,339.32	\$266.35	\$50,706.09	\$268.29	\$53,502.32	\$283.08	\$53,871.42	\$285.03	\$55,032.43	\$291.18
2	\$50,706.09	\$268.29	\$51,077.51	\$270.25	\$53,871.42	\$285.03	\$55,125.87	\$291.67	\$57,503.96	\$304.25
3	\$51,077.51	\$270.25	\$51,441.94	\$272.18	\$54,960.02	\$290.79	\$57,452.57	\$303.98	\$60,005.86	\$317.49
4	\$51,441.94	\$272.18	\$51,811.03	\$274.13	\$57,139.54	\$302.33	\$59,818.98	\$316.50	\$62,573.17	\$331.07
5	\$51,811.03	\$274.13	\$52,649.67	\$278.57	\$59,270.01	\$313.60	\$62,159.69	\$328.89	\$65,093.75	\$344.41
6			\$54,393.54	\$287.80	\$61,356.89	\$324.64	\$64,494.03	\$341.24	\$67,567.49	\$357.50
7			\$56,289.80	\$297.83	\$63,441.66	\$335.67	\$66,784.77	\$353.36	\$70,064.21	\$370.71
8			\$58,005.05	\$306.90	\$65,666.23	\$347.44	\$69,079.25	\$365.50	\$72,565.92	\$383.95
9			\$59,793.95	\$316.37	\$67,862.10	\$359.06	\$71,484.84	\$378.23	\$75,198.71	\$397.88
10			\$61,475.49	\$325.27	\$69,970.58	\$370.21	\$73,801.80	\$390.49	\$77,585.57	\$410.51
11					\$72,128.99	\$381.63	\$76,050.09	\$402.38	\$80,128.48	\$423.96
12					\$74,238.72	\$392.80	\$78,384.52	\$414.73	\$82,581.51	\$436.94
13					\$76,413.36	\$404.30	\$80,654.05	\$426.74	\$88,628.56	\$468.93
14					\$76,413.36	\$404.30	\$80,654.05	\$426.74	\$88,628.56	\$468.93
15					\$76,413.36	\$404.30	\$80,654.05	\$426.74	\$88,628.56	\$468.93
16					\$76,413.36	\$404.30	\$80,654.05	\$426.74	\$88,628.56	\$468.93
17					\$77,369.60	\$409.36	\$81,610.29	\$431.80	\$89,588.56	\$474.01
18					\$77,369.60	\$409.36	\$81,610.29	\$431.80	\$89,588.56	\$474.01
19					\$78,907.59	\$417.50	\$83,152.01	\$439.96	\$91,132.77	\$482.18
20					\$78,907.59	\$417.50	\$83,152.01	\$439.96	\$91,132.77	\$482.18
21					\$78,907.59	\$417.50	\$83,152.01	\$439.96	\$91,132.77	\$482.18
22					\$81,004.83	\$428.60	\$85,249.26	\$451.05	\$93,235.01	\$493.31
23					\$81,004.83	\$428.60	\$85,249.26	\$451.05	\$93,235.01	\$493.31
24					\$84,201.88	\$445.51	\$88,614.83	\$468.86	\$96,916.43	\$512.79
25					\$84,201.88	\$445.51	\$88,614.83	\$468.86	\$96,916.43	\$512.79
26					\$86,718.57	\$458.83	\$91,130.28	\$482.17	\$99,431.87	\$526.09
27					\$86,718.57	\$458.83	\$91,130.28	\$482.17	\$99,431.87	\$526.09
28					\$90,488.62	\$478.78	\$94,900.33	\$502.12	\$103,201.92	\$546.04

Initial Placement:

1. Current WCCUSD Employees: Current employees of the District shall receive year-for-year service credit for initial salary placement.
2. Employees new to the District : Each year of verified service as a full-time certificated employee in a public or private school may be counted as a year of service for initial salary placement, provided the applicant had a valid credential or teaching license during the time of service. A maximum of ten (10) years shall be so credited (with the exception of Range A).
3. Employees shall serve 75% or more of the work year in order to advance to the next salary step.
4. Work Year: 189 days.
5. Doctorate: \$1,381.80

UTR
SALARY SCHEDULE - CPS6
WEST CONTRA COSTA UNIFIED SCHOOL DISTRICT
CAMERON PROGRAM SPECIALIST
2014-2015 Effective July 1, 2014 (Increased 3%)
ANNUAL AND DAILY RATES

	BA		BA + 15 SEM. UNITS		BA + 30 or BA + 15 With MA		BA + 45 or BA + 30 With MA		BA + 60 OR BA + 45 With MA	
	Annual	Daily	Annual	Daily	Annual	Daily	Annual	Daily	Annual	Daily
1	44,390.94	221.95	44,714.36	223.57	47,180.18	235.90	47,505.66	237.53	48,529.48	242.65
2	44,714.36	223.57	45,041.90	225.21	47,505.66	237.53	48,611.88	243.06	50,708.96	253.54
3	45,041.90	225.21	45,363.26	226.82	48,465.62	242.33	50,663.64	253.32	52,915.22	264.58
4	45,363.26	226.82	45,688.74	228.44	50,387.60	251.94	52,750.42	263.75	55,179.16	275.90
5	45,688.74	228.44	46,428.28	232.14	52,266.32	261.33	54,814.54	274.07	57,401.90	287.01
6			47,966.09	239.83	54,106.61	270.53	56,873.04	284.37	59,583.32	297.92
7			49,638.27	248.19	55,945.02	279.73	58,893.09	294.47	61,785.01	308.93
8			51,150.84	255.75	57,906.73	289.53	60,916.45	304.58	63,991.11	319.96
9			52,728.35	263.64	59,843.12	299.22	63,037.78	315.19	66,312.80	331.56
10			54,211.19	271.06	61,702.45	308.51	65,080.95	325.40	68,417.61	342.09
11					63,605.81	318.03	67,063.57	335.32	70,660.04	353.30
12					65,466.24	327.33	69,122.16	345.61	72,823.20	364.12
13					67,383.92	336.92	71,123.49	355.62	78,155.70	390.78
14					67,383.92	336.92	71,123.49	355.62	78,155.70	390.78
15					67,383.92	336.92	71,123.49	355.62	78,155.70	390.78
16					67,383.92	336.92	71,123.49	355.62	78,155.70	390.78
17					68,227.17	341.14	71,966.74	359.83	79,002.25	395.01
18					68,227.17	341.14	71,966.74	359.83	79,002.25	395.01
19					69,583.41	347.92	73,326.29	366.63	80,364.00	401.82
20					69,583.41	347.92	73,326.29	366.63	80,364.00	401.82
21					69,583.41	347.92	73,326.29	366.63	80,364.00	401.82
22					71,432.83	357.16	75,175.71	375.88	82,217.83	411.09
23					71,432.83	357.16	75,175.71	375.88	82,217.83	411.09
24					74,252.10	371.26	78,143.59	390.72	85,464.22	427.32
25					74,252.10	371.26	78,143.59	390.72	85,464.22	427.32
26					76,471.41	382.36	80,361.80	401.81	87,682.43	438.41
27					76,471.41	382.36	80,361.80	401.81	87,682.43	438.41
28					79,795.96	398.98	83,686.36	418.43	91,006.99	455.03

Initial Placement:

1. Current WCCUSD Employees: Current employees of the District shall receive year-for-year service credit for initial salary placement.
2. Employees new to the District : Each year of verified service as a full-time certificated employee in a public or private school may be counted as a year of service for initial salary placement, provided the applicant had a valid credential or teaching license during the time of service. A maximum of ten (10) years shall be so credited (with the exception of Range A).
3. Employees shall serve 75% or more of the work year in order to advance to the next salary step.
4. Work Year: 200 days.
5. Doctorate: \$1,381.80

UTR
SALARY SCHEDULE - UTRS
WEST CONTRA COSTA UNIFIED SCHOOL DISTRICT
SPEECH AND LANGUAGE PATHOLOGISTS
2013-2014 (Effective January 1, 2014)
ANNUAL AND DAILY RATES

	ANNUAL	DAILY	ANNUAL	DAILY
1	52,237.78	265.17	60,187.03	305.52
2	53,373.09	270.93	61,692.09	313.16
3	54,509.46	276.70	63,234.02	320.98
4	55,644.76	282.46	64,813.88	329.00
5	56,780.06	288.22	66,434.97	337.23
6			68,095.08	345.66
7			69,797.49	354.30
8			71,542.18	363.16
9			73,331.33	372.24
10			75,163.86	381.54
11			77,044.09	391.09
12			80,588.78	409.08
13			82,377.93	418.16
14			84,206.12	427.44
15			86,076.60	436.94
16			87,986.10	446.63
17			87,986.10	446.63
18			89,937.90	456.54
19			89,937.90	456.54
20			90,619.95	460.00
21			90,619.95	460.00
22			91,304.16	463.47
23			91,304.16	463.47
24			91,304.16	463.47
25			92,666.09	470.39
26			92,666.09	470.39

Placement on the Salary Schedule:

1. Initial placement for new hires is on Range A or B depending on holding a Waiver or License. Each year of verified service may be credited to a maximum of ten (10) years.
2. Upon receiving a license the unit member will move from Range A (waiver) to Range B (license) and will be placed on Step 1.
3. Employees shall serve 75% or more of the work year in order to advance to the next salary step.
4. Work Year is 197 days.
5. Speech Therapists whose assignment is that of a classroom teacher shall remain on Salary Schedule 6.
6. A stipend of \$2,500 will be provided for each language other than English (which is needed to serve the student population of the District) in which the speech therapist is fluent under guidelines issued by the American Speech, Language & Hearing Association.

UTR
SALARY SCHEDULE - UTRN
WEST CONTRA COSTA UNIFIED SCHOOL DISTRICT
SCHOOL NURSES
2014-2015 Effective July 1, 2014 (Increased 3%)
ANNUAL AND DAILY RATES

STEP	RANGE A BA Ends at Step 5		RANGE B BA + 15 SEM. UNITS Ends at Step 10		Cred. Plus RANGE 1 BA + 30 or BA + 15 With MA		Cred. Plus RANGE 2 BA + 45 or BA + 30 With MA		Cred. Plus RANGE 3 BA + 60 or BA + 45 With MA	
	Annual	Daily	Annual	Daily	Annual	Daily	Annual	Daily	Annual	Daily
1	41,434.22	210.32	41,734.53	211.85	45,208.35	229.48	45,490.39	230.92	45,772.44	232.35
2	41,734.53	211.85	42,036.86	213.39	45,490.39	230.92	45,772.44	232.35	47,328.76	240.25
3	42,036.86	213.39	42,339.20	214.92	45,772.44	232.35	47,288.18	240.04	49,384.24	250.68
4	42,339.20	214.92	42,641.54	216.45	47,030.48	238.73	49,234.08	249.92	51,500.59	261.42
5	42,641.54	216.45	43,333.46	219.97	48,781.59	247.62	51,161.73	259.70	53,572.30	271.94
6			44,768.03	227.25	50,500.24	256.35	53,083.29	269.46	55,609.51	282.28
7			46,330.44	235.18	52,216.86	265.06	54,966.29	279.02	57,667.02	292.73
8			47,744.72	242.36	54,045.08	274.34	56,855.38	288.61	59,724.53	303.17
9			49,213.79	249.82	55,853.01	283.52	58,833.75	298.65	61,891.61	314.17
10			50,593.58	256.82	57,589.92	292.33	60,743.14	308.34	63,853.75	324.13
11					59,365.38	301.35	62,591.65	317.72	65,947.78	334.76
12					61,100.26	310.15	64,513.21	327.48	67,966.73	345.01
13					62,889.93	319.24	66,384.04	336.97	72,946.15	370.29
14					62,889.93	319.24	66,384.04	336.97	72,946.15	370.29
15					62,889.93	319.24	66,384.04	336.97	72,946.15	370.29
16					62,889.93	319.24	66,384.04	336.97	72,946.15	370.29
17					63,677.22	323.23	67,171.33	340.97	73,733.44	374.28
18					63,677.22	323.23	67,171.33	340.97	73,733.44	374.28
19					64,945.40	329.67	68,435.46	347.39	75,005.68	380.74
20					64,945.40	329.67	68,435.46	347.39	75,005.68	380.74
21					64,945.40	329.67	68,435.46	347.39	75,005.68	380.74
22					66,672.17	338.44	70,162.22	356.15	76,732.45	389.50
23					66,672.17	338.44	70,162.22	356.15	76,732.45	389.50
24					69,301.88	351.79	72,933.97	370.22	79,765.95	404.90
25					69,301.88	351.79	72,933.97	370.22	79,765.95	404.90
26					71,637.38	363.64	75,269.46	382.08	82,099.42	416.75
27					71,637.38	363.64	75,269.46	382.08	82,099.42	416.75
28					75,137.57	381.41	78,769.66	399.85	85,599.61	434.52

Employees on Ranges A and B:

1. Will receive yearly step and column increases commensurate with their teaching and education experience; and
2. May move, commensurate with their education experience, to Ranges 1, 2, 3 **when they have their Preliminary or Clear Teaching Credential.**

All Employees:

1. Range placement is based on upper division and graduate units taken after a BA degree.
2. Employees new to the District : Each year of verified service as a full-time certificated employee in a public or private school may be counted as a year of service for initial salary placement, provided the applicant had a valid teaching credential or teaching license during the time of service. A maximum of ten (10) years shall be so credited (with the exception of Range A).
3. Employees shall serve 75% or more of the work year in order to advance to the next salary step.
4. Work Year: 197 Days
5. Doctorate: \$1,381.80

UTR
SALARY SCHEDULE - 7
WEST CONTRA COSTA UNIFIED SCHOOL DISTRICT
SCHOOL PSYCHOLOGISTS
2014-2015 Effective July 1, 2014 (Increased 3%)
ANNUAL AND DAILY RATES

STEP	Range 8	
	Annual	Daily
1	70,928.69	360.04
2	72,501.63	368.03
3	74,110.97	376.20
4	75,756.73	384.55
5	77,437.85	393.09
6	79,158.51	401.82
7	80,915.57	410.74
8	82,711.13	419.85
9	84,546.22	429.17
10	86,425.00	438.71
11	86,425.00	438.71
12	86,425.00	438.71
13	86,425.00	438.71
14	86,425.00	438.71
15	86,425.00	438.71
16	87,079.35	442.03
17	87,079.35	442.03
18	87,079.35	442.03
19	87,079.35	442.03
20	87,079.35	442.03
21	87,079.35	442.03
22	87,734.74	445.35
23	87,734.74	445.35
24	87,734.74	445.35
25	87,734.74	445.35
26	87,734.74	445.35
27	87,734.74	445.35
28	89,044.48	452.00

Initial Placement:

1. Each year of verified service as a full-time certificated employee in a public or private school may be counted as a year of service for initial salary placement, provided the applicant had a valid credential or teaching license during the time of service. A maximum of five (5) years shall be so credited.
2. Current employees of the District shall receive year-for-year service credit for initial salary placement.
3. Psychologists shall serve 75% or more of the work year in order to advance to the next salary step.
4. Work Year: 197 Days
5. Doctorate: \$1,381.80

**LOCAL ONE
SALARY SCHEDULE - 5
WEST CONTRA COSTA UNIFIED SCHOOL DISTRICT
261 DAYS / 12 MONTH PAY
2014 - 2015**

Includes 3% Salary Increase Effective 7/1/14

JOB TITLE	RANGE	STEP 1		STEP 2		STEP 3		STEP 4		STEP 5	
		Annual	Monthly	Annual	Monthly	Annual	Monthly	Annual	Monthly	Annual	Monthly
GENERAL CLERK	38	24,600.49	2,050.04	25,630.25	2,135.85	26,716.48	2,226.37	27,858.11	2,321.51	29,087.56	2,423.96
TYPIST CLERK I	43	27,322.84	2,276.90	28,559.60	2,379.97	29,716.92	2,476.41	30,968.32	2,580.69	32,370.27	2,697.52
ATTENDANCE CLERK	47	29,716.92	2,476.41	30,968.32	2,580.69	32,370.27	2,697.52	33,823.45	2,818.62	35,333.08	2,944.42
TYPIST CLERK II	47	29,716.92	2,476.41	30,968.32	2,580.69	32,370.27	2,697.52	33,823.45	2,818.62	35,333.08	2,944.42
CUSTODIAN	48	30,252.19	2,521.02	31,633.23	2,636.10	33,031.00	2,752.58	34,466.40	2,872.20	36,051.30	3,004.28
TYPIST CLERK II BILINGUAL	48	30,252.19	2,521.02	31,633.23	2,636.10	33,031.00	2,752.58	34,466.40	2,872.20	36,051.30	3,004.28
CAMPUS SECURITY OFFICER I	49	30,968.32	2,580.69	32,370.27	2,697.52	33,823.45	2,818.62	35,333.08	2,944.42	36,860.48	3,071.71
DATA ENTRY CLERK	51	32,370.27	2,697.52	33,823.45	2,818.62	35,333.08	2,944.42	36,860.48	3,071.71	38,514.38	3,209.53
INFORMATION LITERACY ASSISTANT	51	32,370.27	2,697.52	33,823.45	2,818.62	35,333.08	2,944.42	36,860.48	3,071.71	38,514.38	3,209.53
TYPIST CLERK III	51	32,370.27	2,697.52	33,823.45	2,818.62	35,333.08	2,944.42	36,860.48	3,071.71	38,514.38	3,209.53
EL COMMUNITY WORKER	52	33,031.00	2,752.58	34,466.40	2,872.20	36,051.30	3,004.28	37,655.02	3,137.92	39,329.83	3,277.49
REGISTRAR	52	33,031.00	2,752.58	34,466.40	2,872.20	36,051.30	3,004.28	37,655.02	3,137.92	39,329.83	3,277.49
TYPIST CLERK III BILINGUAL	52	33,031.00	2,752.58	34,466.40	2,872.20	36,051.30	3,004.28	37,655.02	3,137.92	39,329.83	3,277.49
HUMAN RESOURCES CLERK	53	33,823.45	2,818.62	35,333.08	2,944.42	36,860.48	3,071.71	38,514.38	3,209.53	40,286.42	3,357.20
PAYROLL CLERK	53	33,823.45	2,818.62	35,333.08	2,944.42	36,860.48	3,071.71	38,514.38	3,209.53	40,286.42	3,357.20
PRESCHOOL CASHIER	53	33,823.45	2,818.62	35,333.08	2,944.42	36,860.48	3,071.71	38,514.38	3,209.53	40,286.42	3,357.20
SENIOR ACCOUNT CLERK	53	33,823.45	2,818.62	35,333.08	2,944.42	36,860.48	3,071.71	38,514.38	3,209.53	40,286.42	3,357.20
FIELD & FACILITIES USE WORKER	54	34,466.40	2,872.20	36,051.30	3,004.28	37,655.02	3,137.92	39,329.83	3,277.49	41,170.87	3,430.91
HUMAN RESOURCES CLERK BILINGUAL	54	34,466.40	2,872.20	36,051.30	3,004.28	37,655.02	3,137.92	39,329.83	3,277.49	41,170.87	3,430.91
MAILROOM TECH/DELIVERY WORKER	54	34,466.40	2,872.20	36,051.30	3,004.28	37,655.02	3,137.92	39,329.83	3,277.49	41,170.87	3,430.91
HEAD CUSTODIAN ELEMENTARY	55	35,333.08	2,944.42	36,860.48	3,071.71	38,514.38	3,209.53	40,286.42	3,357.20	42,089.82	3,507.49
LIBRARY RESOURCE SECRETARY	55	35,333.08	2,944.42	36,860.48	3,071.71	38,514.38	3,209.53	40,286.42	3,357.20	42,089.82	3,507.49
BUILDING MAINTENANCE WORKER	56	36,051.30	3,004.28	37,655.02	3,137.92	39,329.83	3,277.49	41,170.87	3,430.91	42,919.90	3,576.66
DUPLICATION SPECIALIST	56	36,051.30	3,004.28	37,655.02	3,137.92	39,329.83	3,277.49	41,170.87	3,430.91	42,919.90	3,576.66
GARDENER	56	36,051.30	3,004.28	37,655.02	3,137.92	39,329.83	3,277.49	41,170.87	3,430.91	42,919.90	3,576.66
FIELD MAINTENANCE GROUNDS KEEPER	57	36,860.48	3,071.71	38,514.38	3,209.53	40,286.42	3,357.20	42,089.82	3,507.49	43,989.40	3,665.78
STAFF SECRETARY	57	36,860.48	3,071.71	38,514.38	3,209.53	40,286.42	3,357.20	42,089.82	3,507.49	43,989.40	3,665.78
ATTENDANCE ENROLLMENT TECHNICIAN	58	37,655.02	3,137.92	39,329.83	3,277.49	41,170.87	3,430.91	42,919.90	3,576.66	44,908.35	3,742.36
SENIOR DUPLICATION SPECIALIST	58	37,655.02	3,137.92	39,329.83	3,277.49	41,170.87	3,430.91	42,919.90	3,576.66	44,908.35	3,742.36
STAFF SECRETARY BILINGUAL	58	37,655.02	3,137.92	39,329.83	3,277.49	41,170.87	3,430.91	42,919.90	3,576.66	44,908.35	3,742.36
STUDENT INFO SYSTEM TECHNICIAN	58	37,655.02	3,137.92	39,329.83	3,277.49	41,170.87	3,430.91	42,919.90	3,576.66	44,908.35	3,742.36
GARDENER OPERATOR	60	39,329.83	3,277.49	41,170.87	3,430.91	42,919.90	3,576.66	44,908.35	3,742.36	47,006.57	3,917.21
PROCUREMENT TRAINING TECHNICIAN	60	39,329.83	3,277.49	41,170.87	3,430.91	42,919.90	3,576.66	44,908.35	3,742.36	47,006.57	3,917.21
FOOD SERVICE DRIVER WAREHOUSE WORKER	61	40,286.42	3,357.20	42,089.82	3,507.49	43,989.40	3,665.78	46,032.21	3,836.02	48,129.39	4,010.78
OPERATIONS SECRETARY	61	40,286.42	3,357.20	42,089.82	3,507.49	43,989.40	3,665.78	46,032.21	3,836.02	48,129.39	4,010.78
PAINTER ASSISTANT	61	40,286.42	3,357.20	42,089.82	3,507.49	43,989.40	3,665.78	46,032.21	3,836.02	48,129.39	4,010.78
SENIOR BUDGET CONTROL CLERK	61	40,286.42	3,357.20	42,089.82	3,507.49	43,989.40	3,665.78	46,032.21	3,836.02	48,129.39	4,010.78
ADMINISTRATIVE TECHNICIAN	62	41,170.87	3,430.91	42,919.90	3,576.66	44,908.35	3,742.36	47,006.57	3,917.21	49,162.29	4,096.86
GARDENER LEAD WORKER	62	41,170.87	3,430.91	42,919.90	3,576.66	44,908.35	3,742.36	47,006.57	3,917.21	49,162.29	4,096.86
ACCOUNTANT II	63	42,089.82	3,507.49	43,989.40	3,665.78	46,032.21	3,836.02	48,129.39	4,010.78	50,338.42	4,194.87
ACCOUNTING TECHNICIAN	63	42,089.82	3,507.49	43,989.40	3,665.78	46,032.21	3,836.02	48,129.39	4,010.78	50,338.42	4,194.87
BILINGUAL ASSESSMENT/REGISTRATION TECHNICIAN	63	42,089.82	3,507.49	43,989.40	3,665.78	46,032.21	3,836.02	48,129.39	4,010.78	50,338.42	4,194.87
FACILITIES USE TECHNICIAN	63	42,089.82	3,507.49	43,989.40	3,665.78	46,032.21	3,836.02	48,129.39	4,010.78	50,338.42	4,194.87
FIELD MAINTENANCE GROUNDSKEEPER LEAD	63	42,089.82	3,507.49	43,989.40	3,665.78	46,032.21	3,836.02	48,129.39	4,010.78	50,338.42	4,194.87
FOOD SERVICE OPERATIONS ASST	63	42,089.82	3,507.49	43,989.40	3,665.78	46,032.21	3,836.02	48,129.39	4,010.78	50,338.42	4,194.87
GARDENER OPERATOR LEADWORKER	63	42,089.82	3,507.49	43,989.40	3,665.78	46,032.21	3,836.02	48,129.39	4,010.78	50,338.42	4,194.87
HUMAN RESOURCES TECHNICIAN	63	42,089.82	3,507.49	43,989.40	3,665.78	46,032.21	3,836.02	48,129.39	4,010.78	50,338.42	4,194.87
OFFICE MACHINE REPAIR WORKER	63	42,089.82	3,507.49	43,989.40	3,665.78	46,032.21	3,836.02	48,129.39	4,010.78	50,338.42	4,194.87
PAYROLL TECHNICIAN	63	42,089.82	3,507.49	43,989.40	3,665.78	46,032.21	3,836.02	48,129.39	4,010.78	50,338.42	4,194.87
PURCHASING TECHNICIAN	63	42,089.82	3,507.49	43,989.40	3,665.78	46,032.21	3,836.02	48,129.39	4,010.78	50,338.42	4,194.87
WAREHOUSE WORKER/DRIVER	63	42,089.82	3,507.49	43,989.40	3,665.78	46,032.21	3,836.02	48,129.39	4,010.78	50,338.42	4,194.87

LOCAL ONE
SALARY SCHEDULE - 5 cont'
WEST CONTRA COSTA UNIFIED SCHOOL DISTRICT
261 DAYS / 12 MONTH PAY
2014 - 2015

Includes 3% Salary Increase Effective 7/1/14

JOB TITLE	RANGE	STEP 1		STEP 2		STEP 3		STEP 4		STEP 5	
		Annual	Monthly	Annual	Monthly	Annual	Monthly	Annual	Monthly	Annual	Monthly
HUMAN RESOURCES CREDENTIAL TECHNICIAN	64	42,919.90	3,576.66	44,908.35	3,742.36	47,006.57	3,917.21	49,162.29	4,096.86	51,406.87	4,283.91
SPECIAL EDUCATION EMPLOYMENT SPECIALIST	64	42,919.90	3,576.66	44,908.35	3,742.36	47,006.57	3,917.21	49,162.29	4,096.86	51,406.87	4,283.91
GARDENER TREE TOPPER LEADWORKER	65	43,989.40	3,665.78	46,032.21	3,836.02	48,129.39	4,010.78	50,338.42	4,194.87	52,656.19	4,388.02
INFORMATION TECHNICIAN HELP DESK	65	43,989.40	3,665.78	46,032.21	3,836.02	48,129.39	4,010.78	50,338.42	4,194.87	52,656.19	4,388.02
LEAD ASSESSMENT TECHNICIAN	65	43,989.40	3,665.78	46,032.21	3,836.02	48,129.39	4,010.78	50,338.42	4,194.87	52,656.19	4,388.02
SPECIAL ED ADMINISTRATIVE TECHNICIAN	65	43,989.40	3,665.78	46,032.21	3,836.02	48,129.39	4,010.78	50,338.42	4,194.87	52,656.19	4,388.02
SENIOR WAREHOUSE WORKER	65	43,989.40	3,665.78	46,032.21	3,836.02	48,129.39	4,010.78	50,338.42	4,194.87	52,656.19	4,388.02
AUTO MECHANIC	66	44,908.35	3,742.36	47,006.57	3,917.21	49,162.29	4,096.86	51,406.87	4,283.91	53,745.54	4,478.80
CARPENTER	66	44,908.35	3,742.36	47,006.57	3,917.21	49,162.29	4,096.86	51,406.87	4,283.91	53,745.54	4,478.80
CASEMIS TECH CA SP. ED. MGMT INFO	66	44,908.35	3,742.36	47,006.57	3,917.21	49,162.29	4,096.86	51,406.87	4,283.91	53,745.54	4,478.80
CONCRETE MASON	66	44,908.35	3,742.36	47,006.57	3,917.21	49,162.29	4,096.86	51,406.87	4,283.91	53,745.54	4,478.80
ELECTRICIAN	66	44,908.35	3,742.36	47,006.57	3,917.21	49,162.29	4,096.86	51,406.87	4,283.91	53,745.54	4,478.80
EQUIPMENT MECHANIC	66	44,908.35	3,742.36	47,006.57	3,917.21	49,162.29	4,096.86	51,406.87	4,283.91	53,745.54	4,478.80
GENERAL MECHANIC	66	44,908.35	3,742.36	47,006.57	3,917.21	49,162.29	4,096.86	51,406.87	4,283.91	53,745.54	4,478.80
HEATING/VENTILATING MECHANIC	66	44,908.35	3,742.36	47,006.57	3,917.21	49,162.29	4,096.86	51,406.87	4,283.91	53,745.54	4,478.80
IRRIGATION EQUIPMENT TECHNICIAN	66	44,908.35	3,742.36	47,006.57	3,917.21	49,162.29	4,096.86	51,406.87	4,283.91	53,745.54	4,478.80
IRRIGATION TECHNICIAN	66	44,908.35	3,742.36	47,006.57	3,917.21	49,162.29	4,096.86	51,406.87	4,283.91	53,745.54	4,478.80
LOCKSMITH	66	44,908.35	3,742.36	47,006.57	3,917.21	49,162.29	4,096.86	51,406.87	4,283.91	53,745.54	4,478.80
PAINTER	66	44,908.35	3,742.36	47,006.57	3,917.21	49,162.29	4,096.86	51,406.87	4,283.91	53,745.54	4,478.80
PLUMBER	66	44,908.35	3,742.36	47,006.57	3,917.21	49,162.29	4,096.86	51,406.87	4,283.91	53,745.54	4,478.80
ROOFER	66	44,908.35	3,742.36	47,006.57	3,917.21	49,162.29	4,096.86	51,406.87	4,283.91	53,745.54	4,478.80
SHEET METAL WORKER	66	44,908.35	3,742.36	47,006.57	3,917.21	49,162.29	4,096.86	51,406.87	4,283.91	53,745.54	4,478.80
WELDER	66	44,908.35	3,742.36	47,006.57	3,917.21	49,162.29	4,096.86	51,406.87	4,283.91	53,745.54	4,478.80
SAFETY/DISASTER PREPAREDNESS OFFICER	67	46,032.21	3,836.02	48,129.39	4,010.78	50,338.42	4,194.87	52,656.19	4,388.02	55,107.76	4,592.31
SENIOR OFFICE MACHINE REPAIR	67	46,032.21	3,836.02	48,129.39	4,010.78	50,338.42	4,194.87	52,656.19	4,388.02	55,107.76	4,592.31
GLAZIER	68	47,006.57	3,917.21	49,162.29	4,096.86	51,406.87	4,283.91	53,745.54	4,478.80	56,305.85	4,692.15
DESKTOP SUPPORT TECHNICIAN	70	49,162.29	4,096.86	51,406.87	4,283.91	53,745.54	4,478.80	56,305.85	4,692.15	58,936.20	4,911.35
ELECTRONICS TECHNICIAN	70	49,162.29	4,096.86	51,406.87	4,283.91	53,745.54	4,478.80	56,305.85	4,692.15	58,936.20	4,911.35
SENIOR SCHOOL FACILITIES SPECIALIST	71	50,338.42	4,194.87	52,656.19	4,388.02	55,107.76	4,592.31	57,683.75	4,806.98	60,353.83	5,029.49
TRANSPORTATION SPECIALIST	71	50,338.42	4,194.87	52,656.19	4,388.02	55,107.76	4,592.31	57,683.75	4,806.98	60,353.83	5,029.49
NETWORK TECHNICIAN	74	53,745.54	4,478.80	56,305.85	4,692.15	58,936.20	4,911.35	61,680.51	5,140.04	64,517.86	5,376.49
VOIP - PROGRAMMER TECHNICIAN	84	67,647.94	5,637.33	70,739.33	5,894.94	73,908.09	6,159.01	77,203.35	6,433.61	80,610.47	6,717.54

Longevity After:	Monthly
5 years:	\$44.41
10 years:	\$155.45
15 years:	\$166.55
20 years:	\$188.76
25 years:	\$205.50

LOCAL ONE
SALARY SCHEDULE - 10
WEST CONTRA COSTA UNIFIED SCHOOL DISTRICT
208 DAYS / 11 MONTH PAY
2014 - 2015

Includes 3% Salary Increase Effective 7/1/14

JOB TITLE	RANGE	STEP 1		STEP 2		STEP 3		STEP 4		STEP 5	
		Annual	Monthly	Annual	Monthly	Annual	Monthly	Annual	Monthly	Annual	Monthly
CUSTODIAN	48	24,202.69	2,200.24	25,306.03	2,300.55	26,424.36	2,402.21	27,572.69	2,506.61	28,840.99	2,621.91
FOOD PRODUCTION LEAD WORKER	50	25,306.03	2,300.55	26,424.36	2,402.21	27,572.69	2,506.61	28,840.99	2,621.91	30,124.29	2,738.57
FOOD SERVICE AIDE	39	20,108.57	1,828.05	20,991.24	1,908.29	21,858.91	1,987.17	22,848.70	2,077.15	23,774.21	2,161.29
FOOD SERVICE AIDE/CLERK	41	20,991.24	1,908.29	21,858.91	1,987.17	22,848.70	2,077.15	23,774.21	2,161.29	24,774.71	2,252.25
FOOD SERVICE DRIVER WAREHOUSE WORKER	61	32,228.12	2,929.83	33,672.10	3,061.10	35,191.06	3,199.19	36,825.71	3,347.79	38,503.21	3,500.29
FOOD SERVICE WORKER/CASHIER	41	20,991.24	1,908.29	21,858.91	1,987.17	22,848.70	2,077.15	23,774.21	2,161.29	24,774.71	2,252.25
FOOD SERVICE WORKER I	39	20,108.57	1,828.05	20,991.24	1,908.29	21,858.91	1,987.17	22,848.70	2,077.15	23,774.21	2,161.29
FOOD SERVICE WORKER II	47	23,774.21	2,161.29	24,774.71	2,252.25	25,895.19	2,354.11	27,058.51	2,459.86	28,266.83	2,569.71
FOOD SERVICE WORKER POT WASHER	41	20,991.24	1,908.29	21,858.91	1,987.17	22,848.70	2,077.15	23,774.21	2,161.29	24,774.71	2,252.25
INSTRUCTIONAL ASSISTANT 43+10%	43	21,858.91	1,987.17	22,848.70	2,077.15	23,774.21	2,161.29	24,774.71	2,252.25	25,895.19	2,354.11
INSTRUCTIONAL ASSISTANT 54	54	27,572.69	2,506.61	28,840.99	2,621.91	30,124.29	2,738.57	31,463.29	2,860.30	32,937.26	2,994.30
EL PRESCHOOL INSTR. ASSIST. BILINGUAL	45	22,848.70	2,077.15	23,774.21	2,161.29	24,774.71	2,252.25	25,895.19	2,354.11	27,058.51	2,459.86
EL TK INSTRUCTIONAL ASSISTANT	44	22,287.39	2,026.13	23,270.75	2,115.52	24,202.69	2,200.24	25,306.03	2,300.55	26,424.36	2,402.21
EL TK INSTRUCTIONAL ASSISTANT BILINGUAL	45	22,848.70	2,077.15	23,774.21	2,161.29	24,774.71	2,252.25	25,895.19	2,354.11	27,058.51	2,459.86
INSTRUCTIONAL ASSISTANT SPECIAL EDUCATION	43	21,858.91	1,987.17	22,848.70	2,077.15	23,774.21	2,161.29	24,774.71	2,252.25	25,895.19	2,354.11
INST. ASSIST. SP. EDUCATION BILINGUAL	44	22,287.39	2,026.13	23,270.75	2,115.52	24,202.69	2,200.24	25,306.03	2,300.55	26,424.36	2,402.21
EL PRESCHOOL INSTRUCTIONAL ASSISTANT	44	22,287.39	2,026.13	23,270.75	2,115.52	24,202.69	2,200.24	25,306.03	2,300.55	26,424.36	2,402.21
INSTR. ASSIST. SP. ED. DEAF/HARD HEARING	51	25,895.19	2,354.11	27,058.51	2,459.86	28,266.83	2,569.71	29,487.99	2,680.73	30,812.00	2,801.09
INSTR. ASSIST. SP. ED. VISUALLY IMPAIRED	51	25,895.19	2,354.11	27,058.51	2,459.86	28,266.83	2,569.71	29,487.99	2,680.73	30,812.00	2,801.09
INTERPRETER DEAF/HARD HEARING	63	33,672.10	3,061.10	35,191.06	3,199.19	36,825.71	3,347.79	38,503.21	3,500.29	40,270.69	3,660.97
BEHAVIORAL TECHNICIAN	49	24,774.71	2,252.25	25,895.19	2,354.11	27,058.51	2,459.86	28,266.83	2,569.71	29,487.99	2,680.73
CLASSROOM SUPPORT AIDE	43	21,858.91	1,987.17	22,848.70	2,077.15	23,774.21	2,161.29	24,774.71	2,252.25	25,895.19	2,354.11
SPECIAL EDUCATION ASSISTANT - SMILE	54	27,572.69	2,506.61	28,840.99	2,621.91	30,124.29	2,738.57	31,463.29	2,860.30	32,937.26	2,994.30
SPECIAL EDUCATION ASSISTANT	49	24,774.71	2,252.25	25,895.19	2,354.11	27,058.51	2,459.86	28,266.83	2,569.71	29,487.99	2,680.73
ASST. TECHNOLOGY PARAPROFESSIONAL	54	27,572.69	2,506.61	28,840.99	2,621.91	30,124.29	2,738.57	31,463.29	2,860.30	32,937.26	2,994.30
ASST. TRUANCY PREVENTION	55	28,266.83	2,569.71	29,487.99	2,680.73	30,812.00	2,801.09	32,228.12	2,929.83	33,672.10	3,061.10
BILINGUAL PARAPROFESSIONAL	48	24,202.69	2,200.24	25,306.03	2,300.55	26,424.36	2,402.21	27,572.69	2,506.61	28,840.99	2,621.91
DROPOUT PREVENTION SPECIALIST	57	29,487.99	2,680.73	30,812.00	2,801.09	32,228.12	2,929.83	33,672.10	3,061.10	35,191.06	3,199.19
INSTRUCTIONAL AIDE	39	20,108.57	1,828.05	20,991.24	1,908.29	21,858.91	1,987.17	22,848.70	2,077.15	23,774.21	2,161.29
INSTRUCTIONAL AIDE BILINGUAL	40	20,504.91	1,864.08	21,372.58	1,942.96	22,287.39	2,026.13	23,270.75	2,115.52	24,202.69	2,200.24
PARENT LIAISON WORKER	53	27,058.51	2,459.86	28,266.83	2,569.71	29,487.99	2,680.73	30,812.00	2,801.09	32,228.12	2,929.83
SCH COMMUNITY OUTREACH SPECIALIST BILING.	57	29,487.99	2,680.73	30,812.00	2,801.09	32,228.12	2,929.83	33,672.10	3,061.10	35,191.06	3,199.19
SCH COMMUNITY OUTREACH SPECIALIST	56	28,840.99	2,621.91	30,124.29	2,738.57	31,463.29	2,860.30	32,937.26	2,994.30	34,336.24	3,121.48
SCHOOL HEALTH AIDE	41	20,991.24	1,908.29	21,858.91	1,987.17	22,848.70	2,077.15	23,774.21	2,161.29	24,774.71	2,252.25
LOWER DIVISION TUTOR	35	18,471.77	1,679.25	19,296.60	1,754.24	20,108.57	1,828.05	20,991.24	1,908.29	21,858.91	1,987.17
LOWER DIVISION TUTOR BILINGUAL	36	18,855.26	1,714.11	19,680.09	1,789.10	20,504.91	1,864.08	21,372.58	1,942.96	22,287.39	2,026.13
UPPER DIVISION TUTOR	43	21,858.91	1,987.17	22,848.70	2,077.15	23,774.21	2,161.29	24,774.71	2,252.25	25,895.19	2,354.11
UPPER DIVISION TUTOR BILINGUAL	44	22,287.39	2,026.13	23,270.75	2,115.52	24,202.69	2,200.24	25,306.03	2,300.55	26,424.36	2,402.21
GRADUATE TUTOR	65	35,191.06	3,199.19	36,825.71	3,347.79	38,503.21	3,500.29	40,270.69	3,660.97	42,126.01	3,829.64
GRADUATE TUTOR BILINGUAL	66	35,925.91	3,265.99	37,605.55	3,418.69	39,330.18	3,575.47	41,125.51	3,738.68	42,995.83	3,908.71
TYPIST CLK II/WORK EXPERIENCE	47	23,774.21	2,161.29	24,774.71	2,252.25	25,895.19	2,354.11	27,058.51	2,459.86	28,266.83	2,569.71
TYPIST CLERK III	51	25,895.19	2,354.11	27,058.51	2,459.86	28,266.83	2,569.71	29,487.99	2,680.73	30,812.00	2,801.09

Longevity After:	Monthly
5 years:	\$44.41
10 years:	\$155.45
15 years:	\$166.55
20 years:	\$188.76
25 years:	\$205.50

LOCAL ONE
SALARY SCHEDULE - 10
WEST CONTRA COSTA UNIFIED SCHOOL DISTRICT
208 DAYS / 11 MONTH PAY
2014 - 2015

Includes 3% Salary Increase Effective 7/1/14

JOB TITLE	RANGE	STEP 1		STEP 2		STEP 3		STEP 4		STEP 5	
		Annual	Monthly	Annual	Monthly	Annual	Monthly	Annual	Monthly	Annual	Monthly
CUSTODIAN	48	24,202.69	2,000.24	25,306.03	2,300.55	26,424.36	2,402.21	27,572.69	2,506.61	28,840.99	2,621.91
FOOD PRODUCTION LEAD WORKER	50	25,306.03	2,300.55	26,424.36	2,402.21	27,572.69	2,506.61	28,840.99	2,621.91	30,124.29	2,738.57
FOOD SERVICE AIDE	39	20,108.57	1,828.05	20,991.24	1,908.29	21,858.91	1,987.17	22,848.70	2,077.15	23,774.21	2,161.29
FOOD SERVICE AIDE/CLERK	41	20,991.24	1,908.29	21,858.91	1,987.17	22,848.70	2,077.15	23,774.21	2,161.29	24,774.71	2,252.25
FOOD SERVICE DRIVER WAREHOUSE WORKER	61	32,228.12	2,929.83	33,672.10	3,061.10	35,191.06	3,199.19	36,825.71	3,347.79	38,503.21	3,500.29
FOOD SERVICE WORKER/CASHIER	41	20,991.24	1,908.29	21,858.91	1,987.17	22,848.70	2,077.15	23,774.21	2,161.29	24,774.71	2,252.25
FOOD SERVICE WORKER I	39	20,108.57	1,828.05	20,991.24	1,908.29	21,858.91	1,987.17	22,848.70	2,077.15	23,774.21	2,161.29
FOOD SERVICE WORKER II	47	23,774.21	2,161.29	24,774.71	2,252.25	25,895.19	2,354.11	27,058.51	2,459.86	28,266.83	2,569.71
FOOD SERVICE WORKER POT WASHER	41	20,991.24	1,908.29	21,858.91	1,987.17	22,848.70	2,077.15	23,774.21	2,161.29	24,774.71	2,252.25
INSTRUCTIONAL ASSISTANT 43+10%	43	21,858.91	1,987.17	22,848.70	2,077.15	23,774.21	2,161.29	24,774.71	2,252.25	25,895.19	2,354.11
INSTRUCTIONAL ASSISTANT 54	54	27,572.69	2,506.61	28,840.99	2,621.91	30,124.29	2,738.57	31,463.29	2,860.30	32,937.26	2,994.30
EL PRESCHOOL INSTR. ASSIST. BILINGUAL	45	22,848.70	2,077.15	23,774.21	2,161.29	24,774.71	2,252.25	25,895.19	2,354.11	27,058.51	2,459.86
EL TK INSTRUCTIONAL ASSISTANT	44	22,287.39	2,026.13	23,270.75	2,115.52	24,202.69	2,200.24	25,306.03	2,300.55	26,424.36	2,402.21
EL TK INSTRUCTIONAL ASSISTANT BILINGUAL	45	22,848.70	2,077.15	23,774.21	2,161.29	24,774.71	2,252.25	25,895.19	2,354.11	27,058.51	2,459.86
INSTRUCTIONAL ASSISTANT SPECIAL EDUCATION	43	21,858.91	1,987.17	22,848.70	2,077.15	23,774.21	2,161.29	24,774.71	2,252.25	25,895.19	2,354.11
INST. ASSIST. SP. EDUCATION BILINGUAL	44	22,287.39	2,026.13	23,270.75	2,115.52	24,202.69	2,200.24	25,306.03	2,300.55	26,424.36	2,402.21
EL PRESCHOOL INSTRUCTIONAL ASSISTANT	44	22,287.39	2,026.13	23,270.75	2,115.52	24,202.69	2,200.24	25,306.03	2,300.55	26,424.36	2,402.21
INSTR. ASSIST. SP. ED. DEAF/HARD HEARING	51	25,895.19	2,354.11	27,058.51	2,459.86	28,266.83	2,569.71	29,487.99	2,680.73	30,812.00	2,801.09
INSTR. ASSIST. SP. ED. VISUALLY IMPAIRED	51	25,895.19	2,354.11	27,058.51	2,459.86	28,266.83	2,569.71	29,487.99	2,680.73	30,812.00	2,801.09
INTERPRETER DEAF/HARD HEARING	63	33,672.10	3,061.10	35,191.06	3,199.19	36,825.71	3,347.79	38,503.21	3,500.29	40,270.69	3,660.97
BEHAVIORAL TECHNICIAN	49	24,774.71	2,252.25	25,895.19	2,354.11	27,058.51	2,459.86	28,266.83	2,569.71	29,487.99	2,680.73
CLASSROOM SUPPORT AIDE	43	21,858.91	1,987.17	22,848.70	2,077.15	23,774.21	2,161.29	24,774.71	2,252.25	25,895.19	2,354.11
SPECIAL EDUCATION ASSISTANT - SMILE	54	27,572.69	2,506.61	28,840.99	2,621.91	30,124.29	2,738.57	31,463.29	2,860.30	32,937.26	2,994.30
SPECIAL EDUCATION ASSISTANT	49	24,774.71	2,252.25	25,895.19	2,354.11	27,058.51	2,459.86	28,266.83	2,569.71	29,487.99	2,680.73
ASST. TECHNOLOGY PARAPROFESSIONAL	54	27,572.69	2,506.61	28,840.99	2,621.91	30,124.29	2,738.57	31,463.29	2,860.30	32,937.26	2,994.30
ASST. TRUANCY PREVENTION	55	28,266.83	2,569.71	29,487.99	2,680.73	30,812.00	2,801.09	32,228.12	2,929.83	33,672.10	3,061.10
BILINGUAL PARAPROFESSIONAL	48	24,202.69	2,000.24	25,306.03	2,300.55	26,424.36	2,402.21	27,572.69	2,506.61	28,840.99	2,621.91
DROPOUT PREVENTION SPECIALIST	57	29,487.99	2,680.73	30,812.00	2,801.09	32,228.12	2,929.83	33,672.10	3,061.10	35,191.06	3,199.19
INSTRUCTIONAL AIDE	39	20,108.57	1,828.05	20,991.24	1,908.29	21,858.91	1,987.17	22,848.70	2,077.15	23,774.21	2,161.29
INSTRUCTIONAL AIDE BILINGUAL	40	20,504.91	1,864.08	21,372.58	1,942.96	22,287.39	2,026.13	23,270.75	2,115.52	24,202.69	2,200.24
PARENT LIAISON WORKER	53	27,058.51	2,459.86	28,266.83	2,569.71	29,487.99	2,680.73	30,812.00	2,801.09	32,228.12	2,929.83
SCH COMMUNITY OUTREACH SPECIALIST BILING.	57	29,487.99	2,680.73	30,812.00	2,801.09	32,228.12	2,929.83	33,672.10	3,061.10	35,191.06	3,199.19
SCH COMMUNITY OUTREACH SPECIALIST	56	28,840.99	2,621.91	30,124.29	2,738.57	31,463.29	2,860.30	32,937.26	2,994.30	34,336.24	3,121.48
SCHOOL HEALTH AIDE	41	20,991.24	1,908.29	21,858.91	1,987.17	22,848.70	2,077.15	23,774.21	2,161.29	24,774.71	2,252.25
LOWER DIVISION TUTOR	35	18,471.77	1,679.25	19,296.60	1,754.24	20,108.57	1,828.05	20,991.24	1,908.29	21,858.91	1,987.17
LOWER DIVISION TUTOR BILINGUAL	36	18,855.26	1,714.11	19,680.09	1,789.10	20,504.91	1,864.08	21,372.58	1,942.96	22,287.39	2,026.13
UPPER DIVISION TUTOR	43	21,858.91	1,987.17	22,848.70	2,077.15	23,774.21	2,161.29	24,774.71	2,252.25	25,895.19	2,354.11
UPPER DIVISION TUTOR BILINGUAL	44	22,287.39	2,026.13	23,270.75	2,115.52	24,202.69	2,200.24	25,306.03	2,300.55	26,424.36	2,402.21
GRADUATE TUTOR	65	35,191.06	3,199.19	36,825.71	3,347.79	38,503.21	3,500.29	40,270.69	3,660.97	42,126.01	3,829.64
GRADUATE TUTOR BILINGUAL	66	35,925.91	3,265.99	37,605.55	3,418.69	39,330.18	3,575.47	41,125.51	3,738.68	42,995.83	3,908.71
TYPIST CLK II/WORK EXPERIENCE	47	23,774.21	2,161.29	24,774.71	2,252.25	25,895.19	2,354.11	27,058.51	2,459.86	28,266.83	2,569.71
TYPIST CLERK III	51	25,895.19	2,354.11	27,058.51	2,459.86	28,266.83	2,569.71	29,487.99	2,680.73	30,812.00	2,801.09

Longevity After:	Monthly
5 years:	\$44.41
10 years:	\$155.45
15 years:	\$166.55
20 years:	\$188.76
25 years:	\$205.50

LOCAL ONE
SALARY SCHEDULE - 5E
WEST CONTRA COSTA UNIFIED SCHOOL DISTRICT
OCCUPATIONAL THERAPIST
251 DAYS/12 MONTH PAY
2014-2015

Includes Salary Increase of 3% effective 7/1/14

	STEP 1		STEP 2		STEP 3		STEP 4		STEP 5	
RANGE	Annual	Monthly	Annual	Monthly	Annual	Monthly	Annual	Monthly	Annual	Monthly
82	\$64,517.86	\$5,376.49	\$67,647.93	\$5,637.33	\$70,739.33	\$5,894.94	\$73,908.09	\$6,159.01	\$77,203.35	\$6,433.61

Longevity After:	Monthly
5 years:	\$44.41
10 years:	\$155.45
15 years:	\$166.55
20 years:	\$188.76
25 years:	\$205.50

LOCAL ONE
SALARY SCHEDULE - 5B
WEST CONTRA COSTA UNIFIED SCHOOL DISTRICT
ANNUAL, MONTHLY, DAILY, HOURLY, AND OVERTIME
2014 - 2015

Includes Salary Increase of 3% Effective 7/1/14

Range	Annual	Monthly	Daily	Hourly	OT @ 1.5	OT @ 2	OT @ 2.5
23	\$18,210.69	\$1,517.56	\$70.04	\$9.34	\$14.01	\$18.68	\$23.35
24	\$18,560.92	\$1,546.74	\$71.39	\$9.52	\$14.28	\$19.04	\$23.80
25	\$18,983.28	\$1,581.94	\$73.01	\$9.74	\$14.60	\$19.47	\$24.34
26	\$19,333.51	\$1,611.13	\$74.36	\$9.91	\$14.87	\$19.83	\$24.79
27	\$19,699.41	\$1,641.62	\$75.77	\$10.10	\$15.15	\$20.20	\$25.26
28	\$20,069.50	\$1,672.46	\$77.19	\$10.29	\$15.44	\$20.58	\$25.73
29	\$20,474.09	\$1,706.17	\$78.75	\$10.50	\$15.75	\$21.00	\$26.25
30	\$20,859.86	\$1,738.32	\$80.23	\$10.70	\$16.05	\$21.39	\$26.74
31	\$21,341.82	\$1,778.48	\$82.08	\$10.94	\$16.42	\$21.89	\$27.36
32	\$21,744.31	\$1,812.03	\$83.63	\$11.15	\$16.73	\$22.30	\$27.88
33	\$22,223.13	\$1,851.93	\$85.47	\$11.40	\$17.09	\$22.79	\$28.49
34	\$22,664.31	\$1,888.69	\$87.17	\$11.62	\$17.43	\$23.25	\$29.06
35	\$23,088.76	\$1,924.06	\$88.80	\$11.84	\$17.76	\$23.68	\$29.60
36	\$23,568.62	\$1,964.05	\$90.65	\$12.09	\$18.13	\$24.17	\$30.22
37	\$24,119.58	\$2,009.96	\$92.77	\$12.37	\$18.55	\$24.74	\$30.92
38	\$24,600.48	\$2,050.04	\$94.62	\$12.62	\$18.92	\$25.23	\$31.54
39	\$25,136.80	\$2,094.73	\$96.68	\$12.89	\$19.34	\$25.78	\$32.23
40	\$25,630.25	\$2,135.85	\$98.58	\$13.14	\$19.72	\$26.29	\$32.86
41	\$26,238.70	\$2,186.56	\$100.92	\$13.46	\$20.18	\$26.91	\$33.64
42	\$26,716.47	\$2,226.37	\$102.76	\$13.70	\$20.55	\$27.40	\$34.25
43	\$27,322.84	\$2,276.90	\$105.09	\$14.01	\$21.02	\$28.02	\$35.03
44	\$27,858.11	\$2,321.51	\$107.15	\$14.29	\$21.43	\$28.57	\$35.72
45	\$28,559.60	\$2,379.97	\$109.84	\$14.65	\$21.97	\$29.29	\$36.61
46	\$29,087.56	\$2,423.96	\$111.88	\$14.92	\$22.38	\$29.83	\$37.29
47	\$29,716.92	\$2,476.41	\$114.30	\$15.24	\$22.86	\$30.48	\$38.10
48	\$30,252.19	\$2,521.02	\$116.35	\$15.51	\$23.27	\$31.03	\$38.78
49	\$30,968.32	\$2,580.69	\$119.11	\$15.88	\$23.82	\$31.76	\$39.70
50	\$31,633.23	\$2,636.10	\$121.67	\$16.22	\$24.33	\$32.44	\$40.56
51	\$32,370.27	\$2,697.52	\$124.50	\$16.60	\$24.90	\$33.20	\$41.50
52	\$33,030.99	\$2,752.58	\$127.04	\$16.94	\$25.41	\$33.88	\$42.35
53	\$33,823.44	\$2,818.62	\$130.09	\$17.35	\$26.02	\$34.69	\$43.36
54	\$34,466.40	\$2,872.20	\$132.56	\$17.68	\$26.51	\$35.35	\$44.19
55	\$35,333.07	\$2,944.42	\$135.90	\$18.12	\$27.18	\$36.24	\$45.30

LOCAL ONE
SALARY SCHEDULE - 5B cont'
WEST CONTRA COSTA UNIFIED SCHOOL DISTRICT
ANNUAL, MONTHLY, DAILY, HOURLY, AND OVERTIME
2014 - 2015

Includes Salary Increase of 3% Effective 7/1/14

Range	Annual	Monthly	Daily	Hourly	OT @ 1.5	OT @ 2	OT @ 2.5
56	\$36,051.30	\$3,004.27	\$138.66	\$18.49	\$27.73	\$36.98	\$46.22
57	\$36,860.48	\$3,071.71	\$141.77	\$18.90	\$28.35	\$37.81	\$47.26
58	\$37,655.02	\$3,137.92	\$144.83	\$19.31	\$28.97	\$38.62	\$48.28
59	\$38,514.38	\$3,209.53	\$148.13	\$19.75	\$29.63	\$39.50	\$49.38
60	\$39,329.83	\$3,277.49	\$151.27	\$20.17	\$30.25	\$40.34	\$50.42
61	\$40,286.42	\$3,357.20	\$154.95	\$20.66	\$30.99	\$41.32	\$51.65
62	\$41,170.87	\$3,430.91	\$158.35	\$21.11	\$31.67	\$42.23	\$52.78
63	\$42,089.82	\$3,507.48	\$161.88	\$21.58	\$32.38	\$43.17	\$53.96
64	\$42,919.90	\$3,576.66	\$165.08	\$22.01	\$33.02	\$44.02	\$55.03
65	\$43,989.40	\$3,665.78	\$169.19	\$22.56	\$33.84	\$45.12	\$56.40
66	\$44,908.35	\$3,742.36	\$172.72	\$23.03	\$34.54	\$46.06	\$57.57
67	\$46,032.21	\$3,836.02	\$177.05	\$23.61	\$35.41	\$47.21	\$59.02
68	\$47,006.57	\$3,917.21	\$180.79	\$24.11	\$36.16	\$48.21	\$60.26
69	\$48,129.38	\$4,010.78	\$185.11	\$24.68	\$37.02	\$49.36	\$61.70
70	\$49,162.29	\$4,096.86	\$189.09	\$25.21	\$37.82	\$50.42	\$63.03
71	\$50,338.42	\$4,194.87	\$193.61	\$25.81	\$38.72	\$51.63	\$64.54
72	\$51,406.87	\$4,283.91	\$197.72	\$26.36	\$39.54	\$52.72	\$65.91
73	\$52,656.18	\$4,388.02	\$202.52	\$27.00	\$40.50	\$54.01	\$67.51
74	\$53,745.54	\$4,478.79	\$206.71	\$27.56	\$41.34	\$55.12	\$68.90
75	\$55,107.76	\$4,592.31	\$211.95	\$28.26	\$42.39	\$56.52	\$70.65
76	\$56,305.85	\$4,692.15	\$216.56	\$28.87	\$43.31	\$57.75	\$72.19
77	\$57,683.75	\$4,806.98	\$221.86	\$29.58	\$44.37	\$59.16	\$73.95
78	\$58,936.20	\$4,911.35	\$226.68	\$30.22	\$45.34	\$60.45	\$75.56
79	\$60,353.83	\$5,029.49	\$232.13	\$30.95	\$46.43	\$61.90	\$77.38
80	\$61,680.50	\$5,140.04	\$237.23	\$31.63	\$47.45	\$63.26	\$79.08
81	\$63,266.45	\$5,272.20	\$243.33	\$32.44	\$48.67	\$64.89	\$81.11
82	\$64,517.86	\$5,376.49	\$248.15	\$33.09	\$49.63	\$66.17	\$82.72
83	\$66,191.62	\$5,515.97	\$254.58	\$33.94	\$50.92	\$67.89	\$84.86
84	\$67,647.93	\$5,637.33	\$260.18	\$34.69	\$52.04	\$69.38	\$86.73
85	\$69,306.02	\$5,775.50	\$266.56	\$35.54	\$53.31	\$71.08	\$88.85

SSA
SALARY SCHEDULE - 4
WEST CONTRA COSTA UNIFIED SCHOOL DISTRICT
SUPERVISOR UNIT/12 MONTH PAY
2014 - 2015

Includes 3% Salary Increase Effective 7/1/14

	Annual	Monthly	Annual	Monthly	Annual	Monthly	Annual	Monthly	Annual	Monthly
Range	Step 1		Step 2		Step 3		Step 4		Step 5	
51	\$ 31,843.36	\$ 2,653.61	\$ 33,274.58	\$ 2,772.88	\$ 34,758.08	\$ 2,896.51	\$ 36,260.39	\$ 3,021.70	\$ 37,892.34	\$ 3,157.69
52	\$ 32,494.68	\$ 2,707.89	\$ 33,907.08	\$ 2,825.59	\$ 35,465.85	\$ 2,955.49	\$ 37,043.43	\$ 3,086.95	\$ 38,690.01	\$ 3,224.17
53	\$ 33,274.58	\$ 2,772.88	\$ 34,758.08	\$ 2,896.51	\$ 36,260.39	\$ 3,021.70	\$ 37,892.34	\$ 3,157.69	\$ 39,633.01	\$ 3,302.75
54	\$ 33,907.08	\$ 2,825.59	\$ 35,465.85	\$ 2,955.49	\$ 37,043.43	\$ 3,086.95	\$ 38,690.01	\$ 3,224.17	\$ 40,499.69	\$ 3,374.97
55	\$ 34,758.08	\$ 2,896.51	\$ 36,260.39	\$ 3,021.70	\$ 37,892.34	\$ 3,157.69	\$ 39,633.01	\$ 3,302.75	\$ 41,408.18	\$ 3,450.68
56	\$ 35,465.85	\$ 2,955.49	\$ 37,043.43	\$ 3,086.95	\$ 38,690.01	\$ 3,224.17	\$ 40,499.69	\$ 3,374.97	\$ 42,219.45	\$ 3,518.29
57	\$ 36,260.39	\$ 3,021.70	\$ 37,892.34	\$ 3,157.69	\$ 39,633.01	\$ 3,302.75	\$ 41,408.18	\$ 3,450.68	\$ 43,271.18	\$ 3,605.93
58	\$ 37,043.43	\$ 3,086.95	\$ 38,690.01	\$ 3,224.17	\$ 40,499.69	\$ 3,374.97	\$ 42,219.45	\$ 3,518.29	\$ 44,177.58	\$ 3,681.47
59	\$ 37,892.34	\$ 3,157.69	\$ 39,633.01	\$ 3,302.75	\$ 41,408.18	\$ 3,450.68	\$ 43,271.18	\$ 3,605.93	\$ 45,281.58	\$ 3,773.46
60	\$ 38,690.01	\$ 3,224.17	\$ 40,499.69	\$ 3,374.97	\$ 42,219.45	\$ 3,518.29	\$ 44,177.58	\$ 3,681.47	\$ 46,243.39	\$ 3,853.62
61	\$ 39,633.01	\$ 3,302.75	\$ 41,408.18	\$ 3,450.68	\$ 43,271.18	\$ 3,605.93	\$ 45,281.58	\$ 3,773.46	\$ 47,345.29	\$ 3,945.44
62	\$ 40,499.69	\$ 3,374.97	\$ 42,219.45	\$ 3,518.29	\$ 44,177.58	\$ 3,681.47	\$ 46,243.39	\$ 3,853.62	\$ 48,363.56	\$ 4,030.30
63	\$ 41,408.18	\$ 3,450.68	\$ 43,271.18	\$ 3,605.93	\$ 45,281.58	\$ 3,773.46	\$ 47,345.29	\$ 3,945.44	\$ 49,519.83	\$ 4,126.65
64	\$ 42,219.45	\$ 3,518.29	\$ 44,177.58	\$ 3,681.47	\$ 46,243.39	\$ 3,853.62	\$ 48,363.56	\$ 4,030.30	\$ 50,571.55	\$ 4,214.30
65	\$ 43,271.18	\$ 3,605.93	\$ 45,281.58	\$ 3,773.46	\$ 47,345.29	\$ 3,945.44	\$ 49,519.83	\$ 4,126.65	\$ 51,803.09	\$ 4,316.92
66	\$ 44,177.58	\$ 3,681.47	\$ 46,243.39	\$ 3,853.62	\$ 48,363.56	\$ 4,030.30	\$ 50,571.55	\$ 4,214.30	\$ 52,873.63	\$ 4,406.14
67	\$ 45,281.58	\$ 3,773.46	\$ 47,345.29	\$ 3,945.44	\$ 49,519.83	\$ 4,126.65	\$ 51,803.09	\$ 4,316.92	\$ 54,211.81	\$ 4,517.65
68	\$ 46,243.39	\$ 3,853.62	\$ 48,363.56	\$ 4,030.30	\$ 50,571.55	\$ 4,214.30	\$ 52,873.63	\$ 4,406.14	\$ 55,387.94	\$ 4,615.66
69	\$ 47,345.29	\$ 3,945.44	\$ 49,519.83	\$ 4,126.65	\$ 51,803.09	\$ 4,316.92	\$ 54,211.81	\$ 4,517.65	\$ 56,748.07	\$ 4,729.01
70	\$ 48,363.56	\$ 4,030.30	\$ 50,571.55	\$ 4,214.30	\$ 52,873.63	\$ 4,406.14	\$ 55,387.94	\$ 4,615.66	\$ 57,976.48	\$ 4,831.37
71	\$ 49,519.83	\$ 4,126.65	\$ 51,803.09	\$ 4,316.92	\$ 54,211.81	\$ 4,517.65	\$ 56,748.07	\$ 4,729.01	\$ 59,374.24	\$ 4,947.85
72	\$ 50,571.55	\$ 4,214.30	\$ 52,873.63	\$ 4,406.14	\$ 55,387.94	\$ 4,615.66	\$ 57,976.48	\$ 4,831.37	\$ 60,677.92	\$ 5,056.49
73	\$ 51,803.09	\$ 4,316.92	\$ 54,211.81	\$ 4,517.65	\$ 56,748.07	\$ 4,729.01	\$ 59,374.24	\$ 4,947.85	\$ 62,235.64	\$ 5,186.30
74	\$ 52,873.63	\$ 4,406.14	\$ 55,387.94	\$ 4,615.66	\$ 57,976.48	\$ 4,831.37	\$ 60,677.92	\$ 5,056.49	\$ 63,469.27	\$ 5,289.11
75	\$ 54,211.81	\$ 4,517.65	\$ 56,748.07	\$ 4,729.01	\$ 59,374.24	\$ 4,947.85	\$ 62,235.64	\$ 5,186.30	\$ 65,113.76	\$ 5,426.15
76	\$ 55,387.94	\$ 4,615.66	\$ 57,976.48	\$ 4,831.37	\$ 60,677.92	\$ 5,056.49	\$ 63,469.27	\$ 5,289.11	\$ 66,548.12	\$ 5,545.68
77	\$ 56,748.07	\$ 4,729.01	\$ 59,374.24	\$ 4,947.85	\$ 62,235.64	\$ 5,186.30	\$ 65,113.76	\$ 5,426.15	\$ 68,177.98	\$ 5,681.50
78	\$ 57,976.48	\$ 4,831.37	\$ 60,677.92	\$ 5,056.49	\$ 63,469.27	\$ 5,289.11	\$ 66,548.12	\$ 5,545.68	\$ 69,589.33	\$ 5,799.11
79	\$ 59,374.24	\$ 4,947.85	\$ 62,235.64	\$ 5,186.30	\$ 65,113.76	\$ 5,426.15	\$ 68,177.98	\$ 5,681.50	\$ 71,130.33	\$ 5,927.53
80	\$ 60,677.92	\$ 5,056.49	\$ 63,469.27	\$ 5,289.11	\$ 66,548.12	\$ 5,545.68	\$ 69,589.33	\$ 5,799.11	\$ 72,704.77	\$ 6,058.73
81	\$ 62,235.64	\$ 5,186.30	\$ 65,113.76	\$ 5,426.15	\$ 68,177.98	\$ 5,681.50	\$ 71,130.33	\$ 5,927.53	\$ 74,297.00	\$ 6,191.42
82	\$ 63,469.27	\$ 5,289.11	\$ 66,548.12	\$ 5,545.68	\$ 69,589.33	\$ 5,799.11	\$ 72,704.77	\$ 6,058.73	\$ 75,944.62	\$ 6,328.72
83	\$ 65,113.76	\$ 5,426.15	\$ 68,177.98	\$ 5,681.50	\$ 71,130.33	\$ 5,927.53	\$ 74,297.00	\$ 6,191.42	\$ 77,615.25	\$ 6,467.94
84	\$ 66,548.12	\$ 5,545.68	\$ 69,589.33	\$ 5,799.11	\$ 72,704.77	\$ 6,058.73	\$ 75,944.62	\$ 6,328.72	\$ 79,298.43	\$ 6,608.20
85	\$ 68,177.98	\$ 5,681.50	\$ 71,130.33	\$ 5,927.53	\$ 74,297.00	\$ 6,191.42	\$ 77,615.25	\$ 6,467.94	\$ 81,053.74	\$ 6,754.48

SSA
SALARY SCHEDULE - 4
WEST CONTRA COSTA UNIFIED SCHOOL DISTRICT
CLASSIFICATION SUPERVISOR UNIT/12 MONTH PAY
2014 - 2015

Includes 3% Salary Increase Effective 7/1/14

JOB TITLE	RANGE	Annual	Monthly	Annual	Monthly	Annual	Monthly	Annual	Monthly	Annual	Monthly
		STEP 1		STEP 2		STEP 3		STEP 4		STEP 5	
OFFICE MANAGER MIDDLE/JR HIGH	60	\$38,690.01	\$3,224.17	\$40,499.69	\$3,374.97	\$42,219.45	\$3,518.29	\$44,177.59	\$3,681.47	\$46,243.40	\$3,853.62
CUSTODIAL SUPERVISOR JR. HIGH SCHOOL	61	\$39,633.01	\$3,302.75	\$41,408.18	\$3,450.68	\$43,271.18	\$3,605.93	\$45,281.58	\$3,773.47	\$47,345.30	\$3,945.44
OFFICE MANAGER SENIOR HIGH	62	\$40,499.69	\$3,374.97	\$42,219.45	\$3,518.29	\$44,177.59	\$3,681.47	\$46,243.40	\$3,853.62	\$48,363.57	\$4,030.30
CUSTODIAL SUPERVISOR SENIOR HIGH SCHOOL	64	\$42,219.45	\$3,518.29	\$44,177.59	\$3,681.47	\$46,243.40	\$3,853.62	\$48,363.57	\$4,030.30	\$50,571.56	\$4,214.30
ASSESSMENT SUPERVISOR	68	\$46,243.40	\$3,853.62	\$48,363.57	\$4,030.30	\$50,571.56	\$4,214.30	\$52,873.64	\$4,406.14	\$55,387.94	\$4,615.66
FISCAL FUND SUPERVISOR	71	\$49,519.84	\$4,126.65	\$51,803.10	\$4,316.93	\$54,211.81	\$4,517.65	\$56,748.08	\$4,729.01	\$59,374.25	\$4,947.85
STUDENT SUPPORT SERVICES SUPERVISOR	71	\$49,519.84	\$4,126.65	\$51,803.10	\$4,316.93	\$54,211.81	\$4,517.65	\$56,748.08	\$4,729.01	\$59,374.25	\$4,947.85
ASSISTANT CUSTODIAL SERVICES SUPERVISOR	74	\$52,873.64	\$4,406.14	\$55,387.94	\$4,615.66	\$57,976.48	\$4,831.37	\$60,677.92	\$5,056.49	\$63,469.27	\$5,289.11
GENERAL WAREHOUSE SUPERVISOR	74	\$52,873.64	\$4,406.14	\$55,387.94	\$4,615.66	\$57,976.48	\$4,831.37	\$60,677.92	\$5,056.49	\$63,469.27	\$5,289.11
MAINTENANCE & OPERATIONS ADMIN. ASSISTANT	74	\$52,873.64	\$4,406.14	\$55,387.94	\$4,615.66	\$57,976.48	\$4,831.37	\$60,677.92	\$5,056.49	\$63,469.27	\$5,289.11
PURCHASING SUPERVISOR	74	\$52,873.64	\$4,406.14	\$55,387.94	\$4,615.66	\$57,976.48	\$4,831.37	\$60,677.92	\$5,056.49	\$63,469.27	\$5,289.11
REPROGRAPH - MAIL DISTRIBUTION SUPERVISOR	74	\$52,873.64	\$4,406.14	\$55,387.94	\$4,615.66	\$57,976.48	\$4,831.37	\$60,677.92	\$5,056.49	\$63,469.27	\$5,289.11
ACCOUNTING SUPERVISOR	75	\$54,211.81	\$4,517.65	\$56,748.08	\$4,729.01	\$59,374.25	\$4,947.85	\$62,235.64	\$5,186.30	\$65,113.77	\$5,426.15
MIS PRODUCTION SUPERVISOR	75	\$54,211.81	\$4,517.65	\$56,748.08	\$4,729.01	\$59,374.25	\$4,947.85	\$62,235.64	\$5,186.30	\$65,113.77	\$5,426.15
ADMINISTRATIVE SERVICES MANAGER	76	\$55,387.94	\$4,615.66	\$57,976.48	\$4,831.37	\$60,677.92	\$5,056.49	\$63,469.27	\$5,289.11	\$66,548.12	\$5,545.68
FOOD SERVICE WAREHOUSE SUPERVISOR	76	\$55,387.94	\$4,615.66	\$57,976.48	\$4,831.37	\$60,677.92	\$5,056.49	\$63,469.27	\$5,289.11	\$66,548.12	\$5,545.68
FOOD AREA SUPERVISOR	77	\$56,748.08	\$4,729.01	\$59,374.25	\$4,947.85	\$62,235.64	\$5,186.30	\$65,113.77	\$5,426.15	\$68,177.98	\$5,681.50
FINANCIAL SYSTEMS ANALYST	78	\$57,976.48	\$4,831.37	\$60,677.92	\$5,056.49	\$63,469.27	\$5,289.11	\$66,548.12	\$5,545.68	\$69,589.33	\$5,799.11
GROUND'S SUPERVISOR	78	\$57,976.48	\$4,831.37	\$60,677.92	\$5,056.49	\$63,469.27	\$5,289.11	\$66,548.12	\$5,545.68	\$69,589.33	\$5,799.11
MAINTENANCE SUPERVISOR	78	\$57,976.48	\$4,831.37	\$60,677.92	\$5,056.49	\$63,469.27	\$5,289.11	\$66,548.12	\$5,545.68	\$69,589.33	\$5,799.11
CUSTODIAL SERVICES SUPERVISOR	79	\$59,374.25	\$4,947.85	\$62,235.64	\$5,186.30	\$65,113.77	\$5,426.15	\$68,177.98	\$5,681.50	\$71,130.33	\$5,927.53
FOOD PRODUCTION SUPERVISOR	79	\$59,374.25	\$4,947.85	\$62,235.64	\$5,186.30	\$65,113.77	\$5,426.15	\$68,177.98	\$5,681.50	\$71,130.33	\$5,927.53
PAYROLL SUPERVISOR	80	\$60,677.92	\$5,056.49	\$63,469.27	\$5,289.11	\$66,548.12	\$5,545.68	\$69,589.33	\$5,799.11	\$72,704.77	\$6,058.73
TECHNOLOGY OPERATIONS SUPERVISOR	80	\$60,677.92	\$5,056.49	\$63,469.27	\$5,289.11	\$66,548.12	\$5,545.68	\$69,589.33	\$5,799.11	\$72,704.77	\$6,058.73
FS OPERATIONS MAINT SUPERVISOR	81	\$62,235.64	\$5,186.30	\$65,113.77	\$5,426.15	\$68,177.98	\$5,681.50	\$71,130.33	\$5,927.53	\$74,297.00	\$6,191.42
PRINCIPAL ACCOUNTANT	82	\$63,469.27	\$5,289.11	\$66,548.12	\$5,545.68	\$69,589.33	\$5,799.11	\$72,704.77	\$6,058.73	\$75,944.63	\$6,328.72
ASSESSMENT DATABASE SPECIALIST	84	\$66,548.12	\$5,545.68	\$69,589.33	\$5,799.11	\$72,704.77	\$6,058.73	\$75,944.63	\$6,328.72	\$79,298.43	\$6,608.20
FISCAL/PROJECT ACCOUNT ANALYST	84	\$66,548.12	\$5,545.68	\$69,589.33	\$5,799.11	\$72,704.77	\$6,058.73	\$75,944.63	\$6,328.72	\$79,298.43	\$6,608.20
STUDENT INFO. SERVICES SUPERVISOR	84	\$66,548.12	\$5,545.68	\$69,589.33	\$5,799.11	\$72,704.77	\$6,058.73	\$75,944.63	\$6,328.72	\$79,298.43	\$6,608.20
VOCATIONAL ED. TRANSITION SPECIALIST	85	\$68,177.98	\$5,681.50	\$71,130.33	\$5,927.53	\$74,297.00	\$6,191.42	\$77,615.26	\$6,467.94	\$81,053.74	\$6,754.48

Longevity after:	Monthly:
5 Years:	\$44.41
10 Years:	\$155.45
15 Years:	\$166.55
20 Years:	\$188.76
25 Years:	\$205.50

SSA
SALARY SCHEDULE - 4A
WEST CONTRA COSTA UNIFIED SCHOOL DISTRICT
SUPERVISOR UNIT/12 MONTH PAY
2014 - 2015

Includes 3% Salary Increase Effective 7/1/14

			Annual	Monthly	Annual	Monthly	Annual	Monthly	Annual	Monthly	Annual	Monthly
TITLE	DAYS	RANGE	STEP 1		STEP 2		STEP 3		STEP 4		STEP 5	
FOOD SERVICE COOK MANAGER	208	60	\$30,951.59	\$2,813.78	\$32,399.55	\$2,945.41	\$33,775.36	\$3,070.49	\$35,342.48	\$3,212.95	\$36,994.29	\$3,363.12
AFTER SCHOOL PROGRAM SUPV.	208	60	\$30,951.59	\$2,813.78	\$32,399.55	\$2,945.41	\$33,775.36	\$3,070.49	\$35,342.48	\$3,212.95	\$36,994.29	\$3,363.12
BAKER COOK SUPERVISOR	208	61	\$31,704.32	\$2,882.21	\$33,127.18	\$3,011.56	\$34,617.99	\$3,147.09	\$36,225.89	\$3,293.26	\$37,877.70	\$3,443.43
FS ASSISTANT PRODUCTION SUPV	238	68	\$42,331.32	\$3,848.30	\$44,271.68	\$4,024.70	\$46,292.53	\$4,208.41	\$48,400.15	\$4,400.01	\$50,702.23	\$4,609.29

Longevity after:	Monthly:
5 Years:	\$44.41
10 Years:	\$155.45
15 Years:	\$166.55
20 Years:	\$188.76
25 Years:	\$205.50

SSA
SALARY SCHEDULE - 4B
WEST CONTRA COSTA UNIFIED SCHOOL DISTRICT
SUPERVISOR UNIT / 12 MONTH PAY
2014 - 2015

Includes 3% Salary Increase Effective 7/1/14

			Annual	Monthly	Annual	Monthly	Annual	Monthly	Annual	Monthly	Annual	Monthly
JOB TITLE	DAYS	RANGE	STEP 1		STEP 2		STEP 3		STEP 4		STEP 5	
ADMINISTRATIVE GRANTS SPECIAL PROJECTS	225	14	\$92,186.74	\$7,682.23	\$96,795.08	\$8,066.26	\$101,634.47	\$8,469.54	\$106,716.40	\$8,893.03	\$109,385.43	\$9,115.45
SENIOR NETWORK ENGINEER	225	14	\$92,186.74	\$7,682.23	\$96,795.08	\$8,066.26	\$101,634.47	\$8,469.54	\$106,716.40	\$8,893.03	\$109,385.43	\$9,115.45
HEALTH SAFETY COORDINATOR	261	14	\$92,186.74	\$7,682.23	\$96,795.08	\$8,066.26	\$101,634.47	\$8,469.54	\$106,716.40	\$8,893.03	\$109,385.43	\$9,115.45
AFTER SCHOOL PROGRAM COORDINATOR	225	15	\$85,806.35	\$7,150.53	\$90,148.11	\$7,512.34	\$94,711.50	\$7,892.63	\$99,506.98	\$8,292.25	\$101,995.15	\$8,499.60
COORDINATOR DISASTER PREP AND SAFETY	225	15	\$85,806.35	\$7,150.53	\$90,148.11	\$7,512.34	\$94,711.50	\$7,892.63	\$99,506.98	\$8,292.25	\$101,995.15	\$8,499.60
COORDINATOR COMMUNITY ENGAGEMENT	225	15	\$85,806.35	\$7,150.53	\$90,148.11	\$7,512.34	\$94,711.50	\$7,892.63	\$99,506.98	\$8,292.25	\$101,995.15	\$8,499.60
NETWORK ENGINEER	225	15	\$85,806.35	\$7,150.53	\$90,148.11	\$7,512.34	\$94,711.50	\$7,892.63	\$99,506.98	\$8,292.25	\$101,995.15	\$8,499.60
DATA WAREHOUSE ANALYST	225	32	\$74,409.91	\$6,200.83	\$78,175.62	\$6,514.64	\$82,131.60	\$6,844.30	\$86,292.49	\$7,191.04	\$88,451.34	\$7,370.95
THEATER TECHNICIAN MANAGER	225	40	\$68,648.43	\$5,720.70	\$71,976.10	\$5,998.01	\$75,475.22	\$6,289.60	\$79,148.93	\$6,595.74	\$82,947.05	\$6,912.25
FOOD SERVICE OPERATIONS COORDINATOR	225	42	\$67,083.40	\$5,590.28	\$70,477.97	\$5,873.16	\$74,046.09	\$6,170.51	\$77,794.03	\$6,482.84	\$79,739.61	\$6,644.97
COORDINATOR YOUTH DEVELOPMENT PROGRAM	225	44	\$65,768.22	\$5,480.69	\$69,095.88	\$5,757.99	\$72,595.01	\$6,049.58	\$76,268.72	\$6,355.73	\$78,175.62	\$6,514.64
RISK MANAGER	225	46	\$62,596.32	\$5,216.36	\$65,768.22	\$5,480.69	\$69,095.88	\$5,757.99	\$72,595.01	\$6,049.58	\$74,410.95	\$6,200.91
NETWORK PLANNER	225	50	\$70,324.29	\$5,860.36	\$73,815.04	\$6,151.25	\$77,259.81	\$6,438.32	\$81,423.83	\$6,785.32	\$83,459.32	\$6,954.94

Longevity after:	Monthly:
5 Years:	\$44.41
10 Years:	\$155.45
15 Years:	\$166.55
20 Years:	\$188.76
25 Years:	\$205.50

SCHEDULE 2
WEST CONTRA COSTA UNIFIED SCHOOL DISTRICT
CONFIDENTIAL SALARY SCHEDULE
2014 - 2015

Includes Salary Increase of 3% Effective 7/1/14

Title	Days	Range	STEP 1		STEP 2		STEP 3		STEP 4		STEP 5	
			Annual	Monthly	Annual	Monthly	Annual	Monthly	Annual	Monthly	Annual	Monthly
EXECUTIVE SECRETARY TO SUPT.	225	42	\$62,235.64	\$5,186.30	\$65,113.77	\$5,426.15	\$68,177.98	\$5,681.50	\$71,130.33	\$5,927.53	\$74,297.00	\$6,191.42
SENIOR ADMINISTRATIVE SECRETARY	225	17	\$55,387.94	\$4,615.66	\$57,976.48	\$4,831.37	\$60,677.92	\$5,056.49	\$63,469.27	\$5,289.11	\$66,548.12	\$5,545.68
SENIOR PERSONNEL ASSISTANT	225	17	\$55,387.94	\$4,615.66	\$57,976.48	\$4,831.37	\$60,677.92	\$5,056.49	\$63,469.27	\$5,289.11	\$66,548.12	\$5,545.68

Longevity after:	Monthly:
5 Years:	\$44.41
10 Years:	\$155.45
15 Years:	\$166.55
20 Years:	\$188.76
25 Years:	\$205.50

**MANAGEMENT
SALARY SCHEDULE
WEST CONTRA COSTA UNIFIED SCHOOL DISTRICT
2014 - 2015**

Includes Salary Increase of 3% Effective 7/1/14

JOB TITLE	Work Days	Salary Index	Salary Increments			
			85%	90%	95%	100%
			Annual	Annual	Annual	Annual
FACILITIES PLANNER/OPERATIONS	225	0.70	\$62,981.83	\$66,686.64	\$70,391.46	\$74,096.27
BOND REGIONAL FACILITY PROJECT MANAGER	225	0.90	\$80,976.63	\$85,739.97	\$90,503.30	\$95,266.64
FACILITIES MAINTENANCE MANAGER	225	0.90	\$80,976.63	\$85,739.97	\$90,503.30	\$95,266.64
MANAGER BLDG & MECHANIC MAINTENANCE	225	0.90	\$80,976.63	\$85,739.97	\$90,503.30	\$95,266.64
BUSINESS APPLICATION ANALYST	225	1.01	\$90,873.78	\$96,219.29	\$101,564.82	\$106,910.33
SENIOR BOND REGIONAL FACILITY PROJECT MANAGER	225	1.01	\$90,873.78	\$96,219.29	\$101,564.82	\$106,910.33
IT OPERATIONS MANAGER	225	1.03	\$92,673.26	\$98,124.63	\$103,576.00	\$109,027.36
DIRECTOR	225	1.13	\$101,670.66	\$107,651.29	\$113,631.92	\$119,612.55
DIRECTOR ACADEMIC INTERVENTION	225	1.13	\$101,670.66	\$107,651.29	\$113,631.92	\$119,612.55
DIRECTOR, ACCOUNTABILITY/CHIEF DATA OFFICER	225	1.13	\$101,670.66	\$107,651.29	\$113,631.92	\$119,612.55
DIRECTOR ADULT/ALTERNATIVE ED	225	1.13	\$101,670.66	\$107,651.29	\$113,631.92	\$119,612.55
DIRECTOR CERTIFICATED PERSONNEL	225	1.13	\$101,670.66	\$107,651.29	\$113,631.92	\$119,612.55
DIRECTOR CLASSIFIED PERSONNEL	225	1.13	\$101,670.66	\$107,651.29	\$113,631.92	\$119,612.55
DIRECTOR CURRICULUM & INSTRUCTION	225	1.13	\$101,670.66	\$107,651.29	\$113,631.92	\$119,612.55
DIRECTOR EMPLOYEE RELATIONS	225	1.13	\$101,670.66	\$107,651.29	\$113,631.92	\$119,612.55
DIRECTOR FISCAL SERVICES	225	1.13	\$101,670.66	\$107,651.29	\$113,631.92	\$119,612.55
DIRECTOR SPECIAL EDUCATION	225	1.13	\$101,670.66	\$107,651.29	\$113,631.92	\$119,612.55
DIRECTOR SYSTEMS INTEGRATION	225	1.13	\$101,670.66	\$107,651.29	\$113,631.92	\$119,612.55
TITLE IX EDUCATIONAL EQUITY DIRECTOR	225	1.13	\$101,670.66	\$107,651.29	\$113,631.92	\$119,612.55
EXECUTIVE DIRECTOR TECHNOLOGY	225	1.20	\$107,968.85	\$114,319.96	\$120,671.07	\$127,022.18
DIRECTOR OF COMMUNICATION	225	1.20	\$107,968.85	\$114,319.96	\$120,671.07	\$127,022.18
SENIOR DIRECTOR	225	1.20	\$107,968.85	\$114,319.96	\$120,671.07	\$127,022.18
OPERATIONS OFFICER	225	1.20	\$107,968.85	\$114,319.96	\$120,671.07	\$127,022.18
EXECUTIVE DIRECTOR K-12 SCHOOL	225	1.20	\$107,968.85	\$114,319.96	\$120,671.07	\$127,022.18
EXECUTIVE DIRECTOR OF M&O	225	1.20	\$107,968.85	\$114,319.96	\$120,671.07	\$127,022.18
EXECUTIVE DIRECTOR BUSINESS SERVICES	225	1.20	\$107,968.85	\$114,319.96	\$120,671.07	\$127,022.18
SELPA DIRECTOR	225	1.50	\$134,961.06	\$142,899.94	\$150,838.83	\$158,777.72
ENGINEERING OFFICER	225	1.50	\$134,961.06	\$142,899.94	\$150,838.83	\$158,777.72
CHIEF TECHNOLOGY OFFICER	225	1.50	\$134,961.06	\$142,899.94	\$150,838.83	\$158,777.72
ASSISTANT SUPERINTENDENT HUMAN RESOURCES	225	1.63	\$146,657.68	\$155,284.61	\$163,911.53	\$172,538.45
ASSISTANT SUPERINTENDENT	225	1.63	\$146,657.68	\$155,284.61	\$163,911.53	\$172,538.45
ASSOCIATE SUPERINTENDENT OPERATIONS	225	1.74	\$156,554.83	\$165,763.94	\$174,973.04	\$184,182.16
ASSOCIATE SUPERINTENDENT BUSINESS SERVICES	225	1.74	\$156,554.83	\$165,763.94	\$174,973.04	\$184,182.16
ASSOCIATE SUPERINTENDENT SECONDARY OPERATIONS	225	1.74	\$156,554.83	\$165,763.94	\$174,973.04	\$184,182.16

BASE DAILY RATE OF \$470.45 PLUS PERFORMANCE PAY OF .001 TO 3.00% FOR ELIGIBLE EMPLOYEES (IMPLEMENTED 7/1/08)

**MANAGEMENT
PERFORMANCE PAY SALARY SCHEDULE
WEST CONTRA COSTA UNIFIED SCHOOL DISTRICT
2014-2015**

Includes Salary Increase of 3% Effective 7/1/14

JOB TITLE	Work Days	Salary Index	Performance Pay Salary Steps for 100% Column		
			102%	102.5%	103%
			Annual	Annual	Annual
FACILITIES PLANNER/OPERATIONS	225	0.70	\$75,578.20	\$75,948.68	\$76,319.16
BOND REGIONAL FACILITY PROJECT MANAGER	225	0.90	\$97,171.97	\$97,648.31	\$98,124.64
FACILITIES MAINTENANCE MANAGER	225	0.90	\$97,171.97	\$97,648.31	\$98,124.64
MANAGER BLDG & MECHANIC MAINTENANCE	225	0.90	\$97,171.97	\$97,648.31	\$98,124.64
BUSINESS APPLICATION ANALYST	225	1.01	\$109,048.54	\$109,583.09	\$110,117.64
SENIOR BOND REGIONAL FACILITY PROJECT MANAGER	225	1.01	\$109,048.54	\$109,583.09	\$110,117.64
IT OPERATIONS MANAGER	225	1.03	\$111,207.91	\$111,753.04	\$112,298.18
DIRECTOR	225	1.13	\$122,004.80	\$122,602.86	\$123,200.93
DIRECTOR ACADEMIC INTERVENTION	225	1.13	\$122,004.80	\$122,602.86	\$123,200.93
DIRECTOR, ACCOUNTABILITY/CHIEF DATA OFFICER	225	1.13	\$122,004.80	\$122,602.86	\$123,200.93
DIRECTOR ADULT/ALTERNATIVE ED	225	1.13	\$122,004.80	\$122,602.86	\$123,200.93
DIRECTOR CERTIFICATED PERSONNEL	225	1.13	\$122,004.80	\$122,602.86	\$123,200.93
DIRECTOR CLASSIFIED PERSONNEL	225	1.13	\$122,004.80	\$122,602.86	\$123,200.93
DIRECTOR CURRICULUM & INSTRUCTION	225	1.13	\$122,004.80	\$122,602.86	\$123,200.93
DIRECTOR EMPLOYEE RELATIONS	225	1.13	\$122,004.80	\$122,602.86	\$123,200.93
DIRECTOR FISCAL SERVICES	225	1.13	\$122,004.80	\$122,602.86	\$123,200.93
DIRECTOR SPECIAL EDUCATION	225	1.13	\$122,004.80	\$122,602.86	\$123,200.93
DIRECTOR SYSTEMS INTEGRATION	225	1.13	\$122,004.80	\$122,602.86	\$123,200.93
TITLE IX EDUCATIONAL EQUITY DIRECTOR	225	1.13	\$122,004.80	\$122,602.86	\$123,200.93
EXECUTIVE DIRECTOR TECHNOLOGY	225	1.20	\$129,562.62	\$130,197.73	\$130,832.85
DIRECTOR OF COMMUNICATION	225	1.20	\$129,562.62	\$130,197.73	\$130,832.85
SENIOR DIRECTOR	225	1.20	\$129,562.62	\$130,197.73	\$130,832.85
OPERATIONS OFFICER	225	1.20	\$129,562.62	\$130,197.73	\$130,832.85
EXECUTIVE DIRECTOR K-12 SCHOOL	225	1.20	\$129,562.62	\$130,197.73	\$130,832.85
EXECUTIVE DIRECTOR OF M&O	225	1.20	\$129,562.62	\$130,197.73	\$130,832.85
EXECUTIVE DIRECTOR BUSINESS SERVICES	225	1.20	\$129,562.62	\$130,197.73	\$130,832.85
SELPA DIRECTOR	225	1.50	\$161,953.27	\$162,747.16	\$163,541.05
ENGINEERING OFFICER	225	1.50	\$161,953.27	\$162,747.16	\$163,541.05
CHIEF TECHNOLOGY OFFICER	225	1.50	\$161,953.27	\$162,747.16	\$163,541.05
ASSISTANT SUPERINTENDENT HUMAN RESOURCES	225	1.63	\$175,989.22	\$176,851.91	\$177,714.60
ASSISTANT SUPERINTENDENT	225	1.63	\$175,989.22	\$176,851.91	\$177,714.60
ASSOCIATE SUPERINTENDENT OPERATIONS	225	1.74	\$187,865.80	\$188,786.71	\$189,707.62
ASSOCIATE SUPERINTENDENT BUSINESS SERVICES	225	1.74	\$187,865.80	\$188,786.71	\$189,707.62
ASSOCIATE SUPERINTENDENT SECONDARY OPERATIONS	225	1.74	\$187,865.80	\$188,786.71	\$189,707.62

BASE DAILY RATE OF \$470.45 PLUS PERFORMANCE PAY OF .001 TO 3.00% FOR ELIGIBLE EMPLOYEES (IMPLEMENTED 7/1/08)

**MANAGEMENT
PERFORMANCE PAY SALARY SCHEDULE
WEST CONTRA COSTA UNIFIED SCHOOL DISTRICT
2014 - 2015**

Includes Salary Increase of 3% Effective 7/1/14

JOB TITLE	Work Days	Salary Index	Performance Pay Salary Steps for 90% Column		
			102%	102.5%	103%
			Annual	Annual	Annual
FACILITIES PLANNER/OPERATIONS	225	0.70	\$68,020.37	\$68,353.81	\$68,687.24
BOND REGIONAL FACILITY PROJECT MANAGER	225	0.90	\$87,454.77	\$87,883.47	\$88,312.17
FACILITIES MAINTENANCE MANAGER	225	0.90	\$87,454.77	\$87,883.47	\$88,312.17
MANAGER BLDG & MECHANIC MAINTENANCE	225	0.90	\$87,454.77	\$87,883.47	\$88,312.17
BUSINESS APPLICATION ANALYST	225	1.01	\$98,143.68	\$98,624.77	\$99,105.87
SENIOR BOND REGIONAL FACILITY PROJECT MANAGER	225	1.01	\$98,143.68	\$98,624.77	\$99,105.87
IT OPERATIONS MANAGER	225	1.03	\$100,087.12	\$100,577.75	\$101,068.37
DIRECTOR	225	1.13	\$109,804.32	\$110,342.57	\$110,880.83
DIRECTOR ACADEMIC INTERVENTION	225	1.13	\$109,804.32	\$110,342.57	\$110,880.83
DIRECTOR, ACCOUNTABILITY/CHIEF DATA OFFICER	225	1.13	\$109,804.32	\$110,342.57	\$110,880.83
DIRECTOR ADULT/ALTERNATIVE ED	225	1.13	\$109,804.32	\$110,342.57	\$110,880.83
DIRECTOR CERTIFICATED PERSONNEL	225	1.13	\$109,804.32	\$110,342.57	\$110,880.83
DIRECTOR CLASSIFIED PERSONNEL	225	1.13	\$109,804.32	\$110,342.57	\$110,880.83
DIRECTOR CURRICULUM & INSTRUCTION	225	1.13	\$109,804.32	\$110,342.57	\$110,880.83
DIRECTOR EMPLOYEE RELATIONS	225	1.13	\$109,804.32	\$110,342.57	\$110,880.83
DIRECTOR FISCAL SERVICES	225	1.13	\$109,804.32	\$110,342.57	\$110,880.83
DIRECTOR SPECIAL EDUCATION	225	1.13	\$109,804.32	\$110,342.57	\$110,880.83
DIRECTOR SYSTEMS INTEGRATION	225	1.13	\$109,804.32	\$110,342.57	\$110,880.83
TITLE IX EDUCATIONAL EQUITY DIRECTOR	225	1.13	\$109,804.32	\$110,342.57	\$110,880.83
EXECUTIVE DIRECTOR TECHNOLOGY	225	1.20	\$116,606.36	\$117,177.96	\$117,749.56
DIRECTOR OF COMMUNICATION	225	1.20	\$116,606.36	\$117,177.96	\$117,749.56
SENIOR DIRECTOR	225	1.20	\$116,606.36	\$117,177.96	\$117,749.56
OPERATIONS OFFICER	225	1.20	\$116,606.36	\$117,177.96	\$117,749.56
EXECUTIVE DIRECTOR K-12 SCHOOL	225	1.20	\$116,606.36	\$117,177.96	\$117,749.56
EXECUTIVE DIRECTOR OF M&O	225	1.20	\$116,606.36	\$117,177.96	\$117,749.56
EXECUTIVE DIRECTOR BUSINESS SERVICES	225	1.20	\$116,606.36	\$117,177.96	\$117,749.56
SELPA DIRECTOR	225	1.50	\$145,757.94	\$146,472.44	\$147,186.94
ENGINEERING OFFICER	225	1.50	\$145,757.94	\$146,472.44	\$147,186.94
CHIEF TECHNOLOGY OFFICER	225	1.50	\$145,757.94	\$146,472.44	\$147,186.94
ASSISTANT SUPERINTENDENT HUMAN RESOURCES	225	1.63	\$158,390.30	\$159,166.73	\$159,943.15
ASSISTANT SUPERINTENDENT	225	1.63	\$158,390.30	\$159,166.73	\$159,943.15
ASSOCIATE SUPERINTENDENT OPERATIONS	225	1.74	\$169,079.22	\$169,908.04	\$170,736.86
ASSOCIATE SUPERINTENDENT BUSINESS SERVICES	225	1.74	\$169,079.22	\$169,908.04	\$170,736.86
ASSOCIATE SUPERINTENDENT SECONDARY OPERATIONS	225	1.74	\$169,079.22	\$169,908.04	\$170,736.86

BASE DAILY RATE OF \$470.45 PLUS PERFORMANCE PAY OF .001 TO 3.00% FOR ELIGIBLE EMPLOYEES (IMPLEMENTED 7/1/08)

WCCAA
SALARY SCHEDULE
WEST CONTRA COSTA UNIFIED SCHOOL DISTRICT
2014-2015 Effective July 1, 2014 (Increased 3%)

JOB TITLE	Work Days	Salary Index	Salary Increments			
			85% Annual	90% Annual	95% Annual	100% Annual
K-12 INST. SPECIALIST ELEMENTARY	200	0.95A	75,978.08	80,447.38	84,916.68	89,385.98
VICE PRINCIPAL ELEMENTARY	200	0.95A	75,978.08	80,447.38	84,916.68	89,385.98
ASSISTANT PRINCIPAL MIDDLE	205	0.97	79,517.06	84,194.53	88,872.01	93,549.48
K-12 INST. SPECIALIST MIDDLE SCHOOL	205	0.97	79,517.06	84,194.53	88,872.01	93,549.48
ASST PRINCIPAL SENIOR HIGH	210	0.99	83,136.02	88,026.36	92,916.72	97,807.08
K-12 INST SPECIALIST SENIOR HIGH	210	0.99	83,136.02	88,026.36	92,916.72	97,807.08
PRINCIPAL ELEMENTARY	210	1.00A	83,975.78	88,915.52	93,855.28	98,795.03
PRINCIPAL K-8	210	1.03	86,495.04	91,582.99	96,670.93	101,758.88
PRINCIPAL MIDDLE/JUNIOR HIGH	210	1.06	89,014.32	94,250.46	99,486.59	104,722.73
ASSISTANT PRINCIPAL ADULT ED	220	0.95B	83,575.89	88,492.12	93,408.34	98,324.57
PRINCIPAL ADULT EDUCATION	220	1.07	94,132.84	99,670.07	105,207.29	110,744.52
PRINCIPAL ELEMENTARY	220	1.00 B	87,964.68	93,139.40	98,313.81	103,488.22
PRINCIPAL SENIOR HIGH	220	1.13	99,411.32	105,259.05	111,106.77	116,954.49
ADMINISTRATOR	225	1.00B	89,974.04	95,266.64	100,559.22	105,851.81
ADMINISTRATOR SPECIAL ED	225	1.00B	89,974.04	95,266.64	100,559.22	105,851.81
COORDINATOR	225	1.05A	94,472.74	100,029.96	105,587.18	111,144.41
COORDINATOR ADM MC	225	1.05A	94,472.74	100,029.96	105,587.18	111,144.41
COORDINATOR EDUCATIONAL SERVICES	225	1.05A	94,472.74	100,029.96	105,587.18	111,144.41
COORDINATOR PRESCHOOL	225	1.05A	94,472.74	100,029.96	105,587.18	111,144.41
COORDINATOR SPECIAL EDUCATION	225	1.05A	94,472.74	100,029.96	105,587.18	111,144.41
PRINCIPAL ALTERNATIVE EDUCATION	225	1.00B	89,974.04	95,266.64	100,559.22	105,851.81

Base Daily Rate of \$470.44 plus Performance Pay of .001% to 3.00% for eligible employees - Implemented 7/1/08.

- Exchange of three (3) workdays for work performed off schedule may be requested and mutually agreed upon by unit member and supervisor.
- Promotional placement shall be no less than 5% to the next higher daily rate.

Adjustment to Salary Schedule Increments

Doctorate Degree add to Annual Earning	\$1,000.00		
Longevity years of service add to Annual earning		13-18 Years \$750.00	19 Plus Years \$1,000.00

WCCAA
PERFORMANCE PAY SALARY SCHEDULE
WEST CONTRA COSTA UNIFIED SCHOOL DISTRICT
2014-2015 Effective July 1, 2014 (3% increase)

JOB TITLE			Performance Pay Salary Steps for 100% Column		
	Work	Salary	102%	102.50%	103%
	Days	Index	Annual	Annual	Annual
K-12 INST SPECIALIST ELEMENTARY	200	0.95A	91,173.69	91,620.62	92,067.55
VICE PRINCIPAL ELEMENTARY	200	0.95A	91,173.69	91,620.62	92,067.55
ASST PRINCIPAL MIDDLE SCHOOL	205	0.97	95,420.47	95,888.22	96,355.96
VICE PRINCIPAL SECONDARY	205	0.97	95,420.47	95,888.22	96,355.96
K-12 INST SPECIALIST MIDDLE	205	0.97	95,420.47	95,888.22	96,355.96
PRINCIPAL ELEMENTARY	210	1.00A	100,770.93	101,264.90	101,758.88
LEADERSHIP COACH	210	1.00A	100,770.93	101,264.90	101,758.88
PRINCIPAL K-8	210	1.03	103,794.05	104,302.85	104,811.64
PRINCIPAL MIDDLE/JUNIOR HIGH	210	1.06	106,817.18	107,340.79	107,864.41
COORDINATOR ASSIST PRINCIPAL	210	0.99	99,763.22	100,252.25	100,741.29
K-12 INSTRUCTIONAL SPECIALIST SENIOR HIGH	210	0.99	99,763.22	100,252.25	100,741.29
ASST PRINCIPAL HIGH SCHOOL	210	0.99	99,763.22	100,252.25	100,741.29
SECONDARY SSS ADMINISTRATOR	210	0.99	99,763.22	100,252.25	100,741.29
PRINCIPAL ADULT EDUCATION	220	1.07	112,959.41	113,513.13	114,066.85
PRINCIPAL SENIOR HIGH	220	1.13	119,293.58	119,878.35	120,463.13
VICE PRINCIPAL ADULT ED DAYTIME	220	0.95B	100,291.06	100,782.69	101,274.31
VICE PRINCIPAL ADULT ED EVENING	220	0.95B	100,291.06	100,782.69	101,274.31
PRINCIPAL ALTERNATIVE EDUCATION	225	1.00B	107,968.85	108,498.11	109,027.37
ADMINISTRATOR	225	1.00B	107,968.85	108,498.11	109,027.37
ADMINISTRATOR SPECIAL EDUCATION	225	1.00B	107,968.85	108,498.11	109,027.37
PROJECT ADMINISTRATOR	225	1.00B	107,968.85	108,498.11	109,027.37
COORDINATOR EDUCATIONAL SERVICE	225	1.05A	113,367.29	113,923.01	114,478.74
COORDINATOR	225	1.05A	113,367.29	113,923.01	114,478.74
COORDINATOR STATE & FEDERAL PROGRAMS	225	1.05A	113,367.29	113,923.01	114,478.74
COORDINATOR PRESCHOOL NON PUBLIC	225	1.05A	113,367.29	113,923.01	114,478.74

WCCAA
PERFORMANCE PAY SALARY SCHEDULE
WEST CONTRA COSTA UNIFIED SCHOOL DISTRICT
2014-2015 Effective July 1, 2014 (3% increase)

JOB TITLE			Performance Pay Salary Steps for 90% Column		
	Work	Salary	102%	102.50%	103%
	Days	Index	Annual	Annual	Annual
K-12 INST SPECIALIST ELEMENTARY	200	0.95A	82,056.33	82,458.56	82,860.80
VICE PRINCIPAL ELEMENTARY	200	0.95A	82,056.33	82,458.56	82,860.80
ASST PRINCIPAL MIDDLE SCHOOL	205	0.97	85,878.42	86,299.39	86,720.37
K-12 INST SPECIALIST MIDDLE	205	0.97	85,878.42	86,299.39	86,720.37
VICE PRINCIPAL SECONDARY	205	0.97	85,878.42	86,299.39	86,720.37
ASST PRINCIPAL HIGH SCHOOL	210	0.99	89,786.89	90,227.03	90,667.16
COORDINATOR ASSIST PRINCIPAL	210	0.99	89,786.89	90,227.03	90,667.16
K-12 INSTRUCTIONAL SPECIALIST SENIOR HIGH	210	0.99	89,786.89	90,227.03	90,667.16
SECONDARY SSS ADMINISTRATOR	210	0.99	89,786.89	90,227.03	90,667.16
PRINCIPAL K-8	210	1.03	93,414.65	93,872.56	94,330.48
PRINCIPAL MIDDLE/JUNIOR HIGH	210	1.06	96,135.46	96,606.72	97,077.97
LEADERSHIP COACH	210	1.00A	90,693.83	91,138.41	91,582.99
PRINCIPAL ELEMENTARY	210	1.00A	90,693.83	91,138.41	91,582.99
PRINCIPAL ADULT EDUCATION	220	1.07	101,663.47	102,161.82	102,660.17
PRINCIPAL SENIOR HIGH	220	1.13	107,364.22	107,890.52	108,416.81
VICE PRINCIPAL ADULT ED DAYTIME	220	0.95B	90,261.96	90,704.42	91,146.88
VICE PRINCIPAL ADULT ED EVENING	220	0.95B	90,261.96	90,704.42	91,146.88
ADMINISTRATOR	225	1.00B	97,171.96	97,648.30	98,124.63
ADMINISTRATOR SPECIAL EDUCATION	225	1.00B	97,171.96	97,648.30	98,124.63
PRINCIPAL ALTERNATIVE EDUCATION	225	1.00B	97,171.96	97,648.30	98,124.63
PROJECT ADMINISTRATOR	225	1.00B	97,171.96	97,648.30	98,124.63
COORDINATOR	225	1.05A	102,030.56	102,530.71	103,030.86
COORDINATOR EDUCATIONAL SERVICE	225	1.05A	102,030.56	102,530.71	103,030.86
COORDINATOR PRESCHOOL NON PUBLIC	225	1.05A	102,030.56	102,530.71	103,030.86
COORDINATOR STATE & FEDERAL PROGRAMS	225	1.05A	102,030.56	102,530.71	103,030.86

WEST CONTRA COSTA UNIFIED SCHOOL DISTRICT
1108 Bissell Avenue
Richmond, California 94801
Office of the Superintendent

ITEM REQUIRING ATTENTION---BOARD OF EDUCATION

To: Board of Education

Meeting Date: July 9, 2014

From: Nia Rashidchi
Assistant Superintendent, Educational Services

Agenda Item: CI C.10

Subject: 2014-15 Consolidated Application for Funding

Background Information:

The Consolidated Application is the vehicle used by the California Department of Education to gather routine district data regarding categorical programs and compliance with NCLB requirements.

The Consolidated Application includes basic information about student demographics which is used to report and calculate state and federal allocations for Title I, Title II, Title III, Title III – Immigrant, and Economic Impact Aid (EIA) for Limited English Proficient.

A copy of the Consolidated Application is available at the Administration Building, 1108 Bissell Avenue, Richmond, CA; and at Educational Services, Vista Learning Center, 2625 Barnard, San Pablo.

Recommendation: Recommend Approval

Fiscal Impact: Categorical revenue

DISPOSITION BY BOARD OF EDUCATION

Motion by: _____

Seconded by: _____

Approved _____

Not Approved _____

Tabled _____

California Department of Education

West Contra Costa Unified (07 61796 0000000)

Consolidated ApplicationStatus: Certified
Saved by: Lyn Potter
Date: 6/25/2014 10:06 AM**2014-15 Certification of Assurances**

Submission of Certification of Assurances is required every fiscal year. A complete list of legal and program assurances for the fiscal year can be found at <http://www.cde.ca.gov/fg/aa/co/ca14asstoc.asp>

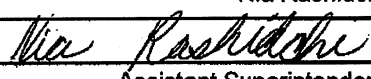
CDE Program Contact:Anne Daniels, Education Data Office, adaniels@cde.ca.gov, 916-319-0640**LEA Plan**

An LEA that receives Title III funds, or any LEA that receives Title I funds and is in Program Improvement corrective action must certify that its LEA Plan, including any Addenda to the Plan, is current and provide the local online web address for their LEA Plan. An LEA that receives Title III funds and is in Title III Improvement status must post their Improvement Plan in the California Accountability and Improvement System (CAIS) at <http://www.cde.ca.gov/ta/ac/ca/>.

State Board of Education approval date	7/11/2003
LEA Plan Web page	http://www.wccusd.net/cms/lib03/CA01001466/Centricity/Domain/962/WC-CUSD%20LEA%20Plan%20October.27.2010.pdf

Consolidated Application Certification Statement

I hereby certify that all of the applicable state and federal rules and regulations will be observed by this applicant; that to the best of my knowledge the information contained in this application is correct and complete; and I agree to have the use of these funds reviewed and/or audited according to the standards and criteria set forth in the California Department of Education's Categorical Program Monitoring (CPM) Manual. Legal assurances for all programs are accepted as the basic legal condition for the operation of selected projects and programs and copies of assurances are retained on site. I certify that we accept all assurances except for those for which a waiver has been obtained or requested. A copy of all waivers or requests is on file. I certify that actual ink signatures for this page are on file.

Authorized Representative's Full Name	Nia Rashidchi
Authorized Representative's Signature	
Authorized Representative's Title	Assistant Superintendent
Authorized Representative Signature Date	06/26/2014

California Department of Education

West Contra Costa Unified (07 61796 0000000)

Consolidated ApplicationStatus: Certified
Saved by: Lyn Potter
Date: 6/26/2014 10:05 AM**2014-15 Protected Prayer Certification**

ESEA Section 9524(b) specifies federal requirements regarding constitutionally protected prayer in public elementary and secondary schools. This form meets the annual requirement and provides written certification.

CDE Program Contact:

Franco Rozic, Title I Monitoring & Support, frozic@cde.ca.gov, 916-319-0269
Mary Payne, District Improvement Office, MPayne@cde.ca.gov, 916-319-0379

Protected Prayer Certification Statement

The LEA hereby assures and certifies to the California State Board of Education that the LEA has no policy that prevents, or otherwise denies participation in, constitutionally protected prayer in public schools as set forth in the "Guidance on Constitutionally Protected Prayer in Public Elementary and Secondary Schools."

The LEA hereby assures that this page has been printed and contains an ink signature. The ink signature copy shall be made available to the California Department of Education upon request or as part of an audit, a compliance review, or a complaint investigation.

The authorized representative agrees to the above statement	Yes
Authorized Representative's Full Name	Nia Rashidchi
Authorized Representative Title	Assistant Superintendent
Authorized Representative Signature Date	06/26/2014
Comment	
If the LEA is not able to certify at this time an explanation must be provided in the Comment field.	

California Department of Education

West Contra Costa Unified (07 61796 0000000)

Consolidated ApplicationStatus: Certified
Saved by: Lyn Potter
Date: 6/26/2014 10:05 AM**2014-15 Application for Funding****CDE Program Contact:**Anne Daniels, Education Data Office, adaniels@cde.ca.gov, 916-319-0640**Local Governing Board Approval**

The LEA is required to review and receive approval of their Application for Funding selections with their local governing board.

Date of approval by local governing board	07/09/2014
---	------------

District English Learner Advisory Committee (DELAC) Review

Per Title 5 of the California Code of Regulations Section 11308, if your district has more than 50 English learners the district must establish a District English Learner Advisory Committee (DELAC) and involve them in the application for funding for programs that serve English learners.

DELAC representative's full name	Raul Morales
DELAC review date	06/26/2014
Meeting minutes web address Please enter the Web address of DELAC review meeting minutes. If a Web address is not available, the LEA must keep the minutes on file which indicates that the application is approved by the committee.	
DELAC comment If an advisory committee refused to review the application, or if DELAC review is not applicable, enter a comment.	

Application for Categorical Programs

To receive specific categorical funds for a school year the LEA must apply for the fund by selecting Yes. Only the categorical funds the LEA is eligible to receive are displayed.

Economic Impact Aid EC 54000 SACS 7090, 7091 With continued participation in the Economic Impact Aid program the LEA is agreeing to comply with the assurance posted at http://www.cde.ca.gov/fg/aa/co/ca13asstoc.asp .	No
Title I Part A (Basic Grant) ESEA Sec. 1111 et seq. SACS 3010	Yes
Title I Part D (Delinquent) ESEA Sec. 1401 SACS 3025	No
Title II Part A (Teacher Quality)	Yes

California Department of Education

West Contra Costa Unified (07 61796 0000000)

Consolidated Application

Status: Certified
Saved by: Lyn Potter
Date: 6/26/2014 10:05 AM

2014-15 Application for Funding**CDE Program Contact:**Anne Daniels, Education Data Office, adaniels@cde.ca.gov, 916-319-0640

ESEA Sec. 2101 SACS 4035	
Title III Part A Immigrant ESEA Sec. 3102 SACS 4201	Yes
Title III Part A LEP ESEA Sec. 3102 SACS 4203	Yes

California Department of Education

West Contra Costa Unified (07 61796 0000000)

Consolidated Application

Status: Certified

Saved by: Lyn Potter

Date: 6/26/2014 10:05 AM

2014-15 Substitute System for Time Accounting

This certification may be used by auditors and by CDE oversight personnel when conducting audits and sub-recipient monitoring of the substitute time-and-effort system. Approval is automatically granted when the LEA submits and certifies this data collection.

CDE Program Contact:Julie Brucklacher, Financial Accountability & Info Srv, jbruckla@cde.ca.gov, 916-327-0858

The LEA certifies that only eligible employees will participate in the substitute system and that the system used to document employee work schedules includes sufficient controls to ensure that the schedules are accurate. Additional information on the predetermined schedule substitute system of time accounting can be found at <http://www.cde.ca.gov/fg/ac/co/timeaccounting2013.asp>. Detailed information on documenting salaries and wages, including both substitute systems of time accounting, are described in Procedure 905 of the California School Accounting Manual posted on the Web at <http://www.cde.ca.gov/fg/ac/sa/>.

2014-15 Request for authorization	Yes
LEA certifies that the following is a full disclosure of any known deficiencies with the substitute system or known challenges with implementing the system (Maximum 500 characters)	There are no known deficiencies with this system.

California Department of Education

West Contra Costa Unified (07 61796 0000000)

Consolidated ApplicationStatus: Certified
Saved by: Lyn Potter
Date: 6/26/2014 10:05 AM**2012-13 Title II, Part A Fiscal Year Expenditure Report, 24 Months**

A report of year-to-date expenditures and encumbrances by activity. A report of year-to-date expenditures and encumbrances by activity from July 1, 2012 through June 30, 2014.

CDE Program Contact:Jackie Rose, Title II Leadership, jrose@cde.ca.gov, 916-322-9503

2012-13 Title II, Part A entitlement	\$1,604,367
--------------------------------------	-------------

Professional Development Expenditures

Professional development for teachers	\$1,225,355
Professional development for administrators	\$281,546
Subject matter project	
Other professional development expenditures	

Exams and Test Preparation Expenditures

Exam fees, reimbursement	
Test preparation training and or materials	
Other exam and test preparation expenditures	

Recruitment, Training, and Retaining Expenditures

Recruitment activities	
Hiring incentive and or relocation allotment	
National Board Certification and or stipend	\$13,271
Verification process for special settings (VPSS)	
University course work	
Other recruitment training and retaining expenditures	

Miscellaneous Expenditures

Class size reduction	
Administrative and indirect costs	\$84,195
Other allowable expenditures or encumbrances	
Total expenditures and encumbrances	\$1,604,367
General Comment (Maximum 500 characters)	

California Department of Education

West Contra Costa Unified (07 61796 0000000)

Consolidated ApplicationStatus: Certified
Saved by: Lyn Potter
Date: 6/26/2014 10:05 AM**2012-13 Title III, Part A LEP YTD Obligations Report, 24 Months**

A report of year-to-date obligations by activity. Activity period covered is July 1, 2012 through June 30, 2014.

CDE Program Contact:Patty Stevens, Title III Language Policy & Leadership Office, pstevens@cde.ca.gov, 916-323-5838Geoffrey Ndirangu, Language Policy & Leadership Office, gndirang@cde.ca.gov, 916-323-5831**Required and Authorized LEP Sub-grantee Activities****Required**

Section 3115 (c)(1) To increase the English Proficiency by providing high-quality language instruction educational programs that are based on scientifically based research demonstrating the effectiveness of the programs.

Section 3115 (c)(2) To provide high quality professional development to classroom teachers (including teachers in classroom settings that are not the settings of language instruction educational programs), principals, administrators, and other school or community-based organizational personnel.

Authorized

- (1) Upgrading program objectives and effective instruction strategies.
- (2) Improving the instruction program for limited English proficient children by identifying acquiring and upgrading curricula, instruction materials, educational software, and assessment procedures.
- (3) Providing tutorials and academic or vocational education for limited English proficient children and intensified instruction.
- (4) Developing and implementing elementary school or secondary school language instruction educational programs that are coordinated with other relevant programs and services.
- (5) Improving the English proficiency and academic achievement of limited English proficient children.
- (6) Providing community participation programs, family literacy services and parent outreach and training activities to limited English proficient children and their families.

2012-13 Title III, Part A LEP Entitlement	\$1,055,632
Object Code - Activity	
1000-1999 Certificated Personnel Salaries	\$394,330
2000-2999 Classified Personnel Salaries	\$26,284
3000-3999 Employee Benefits	\$219,844
4000-4999 Books And Supplies	\$87,655
5000-5999 Services and Other Operating Expenditures	\$311,069
Administrative and indirect costs (Amount cannot exceed 2% of the entitlement.)	\$16,441
Total year-to-date obligations	\$1,055,623
General comment (Maximum 500 characters)	
2012-13 Unspent funds	\$9

California Department of Education

West Contra Costa Unified (07 61796 0000000)

Consolidated ApplicationStatus: Certified
Saved by: Lyn Potter
Date: 6/26/2014 10:05 AM**2013-14 Title I, Part A Nonprofit Private School Student Demographics and Services**

The report lists demographics for nonprofit private school students designated as receiving Title I, Part A equitable services.

CDE Program Contact:Jyoti Singh, Title I Policy & Program Guidance, jysingh@cde.ca.gov, 916-319-0372**St. Paul School (07 61796 6972483)****Student Counts**

Male Student Count	30
Female Student Count	35
Student Count Total	65

Student Counts by Grade

PreKindergarten Student Count	
Kindergarten Student Count	12
Grade 1 Student Count	9
Grade 2 Student Count	11
Grade 3 Student Count	8
Grade 4 Student Count	6
Grade 5 Student Count	4
Grade 6 Student Count	7
Grade 7 Student Count	2
Grade 8 Student Count	6
Grade 9 Student Count	
Grade 10 Student Count	
Grade 11 Student Count	
Grade 12 Student Count	
Ungraded Student Count	
Student Count by Grade Total	65

Racial/Ethnic Group Counts

Hispanic or Latino, of any race	51
American Indian or Alaska Native, not Hispanic or Latino	
Asian, not Hispanic or Latino	
Black or African American, not Hispanic or Latino	6
Native Hawaiian or Pacific Islander, not Hispanic or Latino	

California Department of Education

West Contra Costa Unified (07 61796 0000000)

Consolidated ApplicationStatus: Certified
Saved by: Lyn Potter
Date: 6/26/2014 10:05 AM**2013-14 Title I, Part A Nonprofit Private School Student Demographics and Services**

The report lists demographics for nonprofit private school students designated as receiving Title I, Part A equitable services.

CDE Program Contact:Jyoti Singh, Title I Policy & Program Guidance, jysingh@cde.ca.gov, 916-319-0372**St. Paul School (07 61796 6972483)**

White, not Hispanic or Latino	8
Multiracial, not Hispanic or Latino	
Racial/Ethnic Group Counts Total	65

Other Student Counts

Migrant Student Count	
Students With Disabilities Count	

Instructional Service Area

Received mathematics services	65
Received reading language arts services	51

California Department of Education

West Contra Costa Unified (07 61796 0000000)

Consolidated ApplicationStatus: Certified
Saved by: Lyn Potter
Date: 6/26/2014 10:05 AM**2013-14 Title I, Part A Nonprofit Private School Student Demographics and Services**

The report lists demographics for nonprofit private school students designated as receiving Title I, Part A equitable services.

CDE Program Contact:Jyoti Singh, Title I Policy & Program Guidance, jysingh@cde.ca.gov, 916-319-0372**St. John the Baptist (07 61796 6967699)****Student Counts**

Male Student Count	11
Female Student Count	15
Student Count Total	26

Student Counts by Grade

PreKindergarten Student Count	
Kindergarten Student Count	3
Grade 1 Student Count	3
Grade 2 Student Count	1
Grade 3 Student Count	4
Grade 4 Student Count	4
Grade 5 Student Count	1
Grade 6 Student Count	4
Grade 7 Student Count	2
Grade 8 Student Count	4
Grade 9 Student Count	
Grade 10 Student Count	
Grade 11 Student Count	
Grade 12 Student Count	
Ungraded Student Count	
Student Count by Grade Total	26

Racial/Ethnic Group Counts

Hispanic or Latino, of any race	12
American Indian or Alaska Native, not Hispanic or Latino	
Asian, not Hispanic or Latino	
Black or African American, not Hispanic or Latino	13
Native Hawaiian or Pacific Islander, not Hispanic or Latino	1

California Department of Education

West Contra Costa Unified (07 61796 0000000)

Consolidated ApplicationStatus: Certified
Saved by: Lyn Potter
Date: 6/26/2014 10:05 AM**2013-14 Title I, Part A Nonprofit Private School Student Demographics and Services**

The report lists demographics for nonprofit private school students designated as receiving Title I, Part A equitable services.

CDE Program Contact:Jyoti Singh, Title I Policy & Program Guidance, jysingh@cde.ca.gov, 916-319-0372**St. John the Baptist (07 61796 6967699)**

White, not Hispanic or Latino	
Multiracial, not Hispanic or Latino	
Racial/Ethnic Group Counts Total	26

Other Student Counts

Migrant Student Count	
Students With Disabilities Count	

Instructional Service Area

Received mathematics services	26
Received reading language arts services	26

California Department of Education

West Contra Costa Unified (07 61796 0000000)

Consolidated ApplicationStatus: Certified
Saved by: Lyn Potter
Date: 6/26/2014 10:05 AM**2013-14 Title I, Part A Nonprofit Private School Student Demographics and Services**

The report lists demographics for nonprofit private school students designated as receiving Title I, Part A equitable services.

CDE Program Contact:Jyoti Singh, Title I Policy & Program Guidance, jysingh@cde.ca.gov, 916-319-0372**St. Cornelius Elementary (07 61796 6969927)****Student Counts**

Male Student Count	30
Female Student Count	27
Student Count Total	57

Student Counts by Grade

PreKindergarten Student Count	
Kindergarten Student Count	4
Grade 1 Student Count	3
Grade 2 Student Count	7
Grade 3 Student Count	7
Grade 4 Student Count	4
Grade 5 Student Count	7
Grade 6 Student Count	3
Grade 7 Student Count	11
Grade 8 Student Count	11
Grade 9 Student Count	
Grade 10 Student Count	
Grade 11 Student Count	
Grade 12 Student Count	
Ungraded Student Count	

Student Count by Grade Total

57

Racial/Ethnic Group Counts

Hispanic or Latino, of any race	52
American Indian or Alaska Native, not Hispanic or Latino	
Asian, not Hispanic or Latino	1
Black or African American, not Hispanic or Latino	4
Native Hawaiian or Pacific Islander, not Hispanic or Latino	

California Department of Education

West Contra Costa Unified (07 61796 0000000)

Consolidated ApplicationStatus: Certified
Saved by: Lyn Potter
Date: 6/26/2014 10:05 AM**2013-14 Title I, Part A Nonprofit Private School Student Demographics and Services**

The report lists demographics for nonprofit private school students designated as receiving Title I, Part A equitable services.

CDE Program Contact:Jyoti Singh, Title I Policy & Program Guidance, jysingh@cde.ca.gov, 916-319-0372**St. Cornelius Elementary (07 61796 6969927)**

White, not Hispanic or Latino	
Multiracial, not Hispanic or Latino	
Racial/Ethnic Group Counts Total	57

Other Student Counts

Migrant Student Count	
Students With Disabilities Count	

Instructional Service Area

Received mathematics services	17
Received reading language arts services	57

California Department of Education

West Contra Costa Unified (07 61796 0000000)

Consolidated ApplicationStatus: Certified
Saved by: Lyn Potter
Date: 6/26/2014 10:05 AM**2013-14 Title I, Part A Nonprofit Private School Student Demographics and Services**

The report lists demographics for nonprofit private school students designated as receiving Title I, Part A equitable services.

CDE Program Contact:Jyoti Singh, Title I Policy & Program Guidance, jysingh@cde.ca.gov, 916-319-0372**St. David's Elementary (07 61796 6972442)****Student Counts**

Male Student Count	5
Female Student Count	11
Student Count Total	16

Student Counts by Grade

PreKindergarten Student Count	
Kindergarten Student Count	
Grade 1 Student Count	
Grade 2 Student Count	3
Grade 3 Student Count	3
Grade 4 Student Count	3
Grade 5 Student Count	3
Grade 6 Student Count	3
Grade 7 Student Count	
Grade 8 Student Count	1
Grade 9 Student Count	
Grade 10 Student Count	
Grade 11 Student Count	
Grade 12 Student Count	
Ungraded Student Count	
Student Count by Grade Total	16

Racial/Ethnic Group Counts

Hispanic or Latino, of any race	10
American Indian or Alaska Native, not Hispanic or Latino	
Asian, not Hispanic or Latino	
Black or African American, not Hispanic or Latino	4
Native Hawaiian or Pacific Islander, not Hispanic or Latino	

California Department of Education

West Contra Costa Unified (07 61796 0000000)

Consolidated ApplicationStatus: Certified
Saved by: Lyn Potter
Date: 6/26/2014 10:05 AM**2013-14 Title I, Part A Nonprofit Private School Student Demographics and Services**

The report lists demographics for nonprofit private school students designated as receiving Title I, Part A equitable services.

CDE Program Contact:Jyoti Singh, Title I Policy & Program Guidance, jysingh@cde.ca.gov, 916-319-0372**St. David's Elementary (07 61796 6972442)**

White, not Hispanic or Latino	1
Multiracial, not Hispanic or Latino	1
Racial/Ethnic Group Counts Total	16

Other Student Counts

Migrant Student Count	
Students With Disabilities Count	

Instructional Service Area

Received mathematics services	16
Received reading language arts services	16

California Department of Education

West Contra Costa Unified (07 61796 0000000)

Consolidated ApplicationStatus: Certified
Saved by: Lyn Potter
Date: 6/26/2014 10:05 AM**2013-14 Title I, Part A Nonprofit Private School Student Demographics and Services**

The report lists demographics for nonprofit private school students designated as receiving Title I, Part A equitable services.

CDE Program Contact:Jyoti Singh, Title I Policy & Program Guidance, jysingh@cde.ca.gov, 916-319-0372**Salesian High School (07 61796 6933493)****Student Counts**

Male Student Count	17
Female Student Count	14
Student Count Total	31

Student Counts by Grade

PreKindergarten Student Count	
Kindergarten Student Count	
Grade 1 Student Count	
Grade 2 Student Count	
Grade 3 Student Count	
Grade 4 Student Count	
Grade 5 Student Count	
Grade 6 Student Count	
Grade 7 Student Count	
Grade 8 Student Count	
Grade 9 Student Count	8
Grade 10 Student Count	5
Grade 11 Student Count	8
Grade 12 Student Count	10
Ungraded Student Count	
Student Count by Grade Total	31

Racial/Ethnic Group Counts

Hispanic or Latino, of any race	20
American Indian or Alaska Native, not Hispanic or Latino	
Asian, not Hispanic or Latino	
Black or African American, not Hispanic or Latino	6
Native Hawaiian or Pacific Islander, not Hispanic or Latino	4

California Department of Education

West Contra Costa Unified (07 61796 0000000)

Consolidated ApplicationStatus: Certified
Saved by: Lyn Potter
Date: 6/26/2014 10:05 AM**2013-14 Title I, Part A Nonprofit Private School Student Demographics and Services**

The report lists demographics for nonprofit private school students designated as receiving Title I, Part A equitable services.

CDE Program Contact:Jyoti Singh, Title I Policy & Program Guidance, jysingh@cde.ca.gov, 916-319-0372**Salesian High School (07 61796 6933493)**

White, not Hispanic or Latino	1
Multiracial, not Hispanic or Latino	
Racial/Ethnic Group Counts Total	31

Other Student Counts

Migrant Student Count	
Students With Disabilities Count	

Instructional Service Area

Received mathematics services	23
Received reading language arts services	16

2013-14 Title I, Part A School Funded Staff Report

To collect school level data, as required by ESEA, about teachers and instructional paraprofessionals in Title I, Part A programs.

CDE Program Contact:

Jyoti Singh, Title I Policy & Program Guidance, jysingh@cde.ca.gov, 916-319-0372

School Name	School Code	Public	Authorized SWP	New Title I, Part A Funded Teachers Hired Count	Non-ESEA Qualified Hired Count	Title I, Part A Funded Teachers Count (0.00)	Title I, Part A Funded FTE Paraprofessionals Count (0.00)	ESEA Qualified FTE Paraprofessionals Count (0.00)	ESEA Qualified FTE Paraprofessionals %	Title I, Part A Funded Administrators Count (0.00)	Title I, Part A Funded Support Staff Count (0.00)	Other Title I, Part A Funded Staff Count (0.00)
Bayview Elementary	6004600	Y	Y				0.93	0.93	100.00%			0.75
Cesar E. Chavez Elementary	6114094	Y	Y									0.35
Coronado Elementary	6004667	Y	Y									0.05
Crespi Junior High	6061170	Y	Y									
Dover Elementary	6004691	Y	Y									0.65
Edward M. Downer Elementary	6057210	Y	Y									1
Ford Elementary	6004766	Y	Y				0.66	0.66	100.00%			0.5
Gompers (Samuel) Continuation	0733253	Y	Y									
Grant Elementary	6004774	Y	Y				0.67	0.67	100.00%			0.16
Helms Middle	6057228	Y	Y									2.01
Highland Elementary	6004741	Y	Y				0.43	0.43	100.00%			0.15
Kennedy High	0733659	Y	Y									
King Elementary	6004915	Y	Y									0.75
Lake Elementary	6004824	Y	Y									0.4
Lincoln Elementary	6004832	Y	Y									
Lovonya DeJean Middle	6120885	Y	Y									0.10
Montalvin Manor Elementary	6004865	Y	Y									0.25
Nystrom Elementary	6004881	Y	Y									

California Department of Education

West Contra Costa Unified (07 61796 0000000)

Consolidated Application

Status: Certified

Saved by: Lyn Potter

Date: 6/26/2014 10:05 AM

2013-14 Title I, Part A School Funded Staff Report

To collect school level data, as required by ESEA, about teachers and instructional paraprofessionals in Title I, Part A programs.

School Name	School Code	Public	Authorized SWP	New Title I, Part A Funded Teachers Hired Count	Non-ESEA Qualified Hired Count	Title I, Part A Funded Teachers Count (0.00)	Title I, Part A Funded FTE Paraprofessionals Count (0.00)	ESEA Qualified FTE Paraprofessionals Count (0.00)	ESEA Qualified FTE Paraprofessionals %	Title I, Part A Funded Administrators Count (0.00)	Title I, Part A Funded Support Staff Count (0.00)	Other Title I, Part A Funded Staff Count (0.00)
Peres Elementary	6004907	Y	Y									0.47
Richmond High	0735902	Y	Y									1.02
Riverside Elementary	6004931	Y	Y									0.4
Stege Elementary	6004972	Y	Y									
Verde Elementary	6005011	Y	Y				0.54	0.54	100.00%			
Wilson Elementary	6005045	Y	Y									
Salesian High School	6933493	N										
St. Cornelius Elementary	6969927	N										
St. David's Elementary	6972442	N										
St. John the Baptist	6967699	N										
St. Paul School	6972483	N										

California Department of Education

West Contra Costa Unified (07 61796 0000000)

Consolidated Application

Status: Certified

Saved by: Lyn Potter

Date: 6/26/2014 10:05 AM

2013-14 Title I, Part A Parental Involvement Policies

To meet federal requirements specified in ESEA Title I, Part A Section 1118(h) to review the LEAs parental involvement policies and practices to determine if the policies and practices meet the requirements of Section 1118.

CDE Program Contact:

Nancy Bodenhausen, Title I Policy & Program Guidance, NBodenhausen@cde.ca.gov, 916-445-4904

District Parental Involvement Certification

Each LEA shall develop jointly with, agree on with, and distribute to parents of Title I children, a written Title I parental involvement policy (ESEA Section 1118(a)). The policy describes how the LEA will:

- a) Involve parents in the joint development of the LEA Plan and the processes of school review and improvement for program improvement schools under ESEA Section 1116;
- b) Help schools to plan and implement effective parental involvement activities to improve student academic achievement and school performance;
- c) Build the schools' and parents' capacity for strong parental involvement;
- d) Coordinate and integrate parental involvement strategies under Part A and under other programs as specified;
- e) Conduct, with the involvement of parents, an annual evaluation of the content and effectiveness of the parental involvement policy and use the findings of the evaluation to design more effective parental involvement; and
- f) Involve parents in the activities of the Title I schools.

Does the district have a written parental involvement policy

Yes

LEA policy compliance

Yes

Does your current Title I district level parental involvement policy meet the above criteria

Annual evaluation date

11/19/2013

Annual Evaluation

The WCCUSD District Advisory Committee (DAC) and Multilingual District Advisory Committee (MDAC/DELAC) provided input on how to improve welcoming environments, supporting learning at home, increase timely 2-way communication concerning student achievement, how to develop asset-based parent-teacher relationships, and how to navigate the educational system.

California Department of Education

West Contra Costa Unified (07 61796 0000000)

Consolidated Application

Status: Certified

Saved by: Lyn Potter

Date: 6/26/2014 10:05 AM

2013-14 Title I, Part A Parental Involvement Policies

To meet federal requirements specified in ESEA Title I, Part A Section 1118(h) to review the LEAs parental involvement policies and practices to determine if the policies and practices meet the requirements of Section 1118.

Describe the involvement of parents during the policy evaluation process. If no evaluation occurred or if the evaluation date is not within the allowable range, provide an explanation why. (Maximum 500 char)

Parent Involvement Allocation

Using the recommendations provided by the WCCUSD DAC and MDAC/DELAC, Title I funds for parental involvement were budgeted to support district-wide strategies that would improve welcoming environments, supporting learning at home, timely 2-way communication concerning student achievement, development of asset-based parent-teacher relationships, and training on how to navigate the educational system.

Describe parent involvement in decisions on the use of parental involvement set-aside. (Maximum 500 characters)

District Parental Involvement Contact Information

Parental Involvement contact name

Marin Trujillo

Contact title

Coordinator, Community Engagement

Contact email address

mtrujillo@wccusd.net

(format abc@xyz.zyx)

Contact telephone number

510-307-4526

(format 999-999-9999)

School Parental Involvement Policy Compliance Requirements

The Title I, Part A school-level parental involvement policy describes the means to carry out:

- a) Involvement of parents in the development of the policy
- b) School-parent compacts
- c) Building of capacity for involvement of parents
- d) Accessibility and opportunities for participation of parents with limited English proficiency, parents with disabilities, and parents of migratory students

2013-14 Title I, Part A Parental Involvement Policies

To meet federal requirements specified in ESEA Title I, Part A Section 1118(h) to review the LEAs parental involvement policies and practices to determine if the policies and practices meet the requirements of Section 1118.

School Name	School Code	Parental Involvement Policy Exists	No Policy Comment (Max 250 char)	Meets Policy Requirements ?	Not Compliant Comment (Max 250 char)	Parental Involvement Contact Name	Parental Involvement Contact Title	Parental Involvement Contact Email Address (format abc@xyz)	Parental Involvement Contact Telephone Number (format 999-999-9999)
Helms Middle	6057228	Y		Y		David Gutierrez	Principal	dgutierrez@wccusd.net	510-231-1423
Highland Elementary	6004741	Y		Y		David Ranch	Principal	dranch@wccusd.net	510-231-1424
Lake Elementary	6004824	Y		Y		Brenda Surgers	Principal	bsurgers@wccusd.net	510-234-7395
Nystrom Elementary	6004881	Y		Y		LaDonna Williams	Principal	lpwilliams@wccusd.net	510-231-1406
King Elementary	6004915	Y		Y		Armando Torres	Principal	atorres@wccusd.net	510-231-1403
Lovonya DeJean Middle	6120885	Y		Y		Sylvia Greenwood	Principal	sgreenwood@wccusd.net	510-231-1430
Steger Elementary	6004972	Y		Y		Pamela Booker	Principal	pbooker@wccusd.net	510-231-1425
Dover Elementary	6004691	Y		Y		Eric Peterson	Principal	epeterson@wccusd.net	510-231-1420
Grant Elementary	6004774	Y		Y		Patricia Evans	Principal	pevans@wccusd.net	510-231-1422
Lincoln Elementary	6004832	Y		Y		Cynthia White Vinson	Principal	cwhitevinson@wccusd.net	510-231-1404
Montalvin Manor Elementary	6004865	Y		Y		Katherine Acosta-Verprauskus	Principal	kacosta-verprauskus@wccusd.net	510-231-1405
Richmond High	0735902	Y		Y		Jose De Leon	Principal	jdeleon@wccusd.net	510-237-8770
Bayview Elementary	6004600	Y		Y		Humphrey Kiuruwi	Principal	hkiuruwi@wccusd.net	510-231-1401
Coronado Elementary	6004667	Y		Y		Linda Cohen	Principal	lcohen@wccusd.net	510-231-1419
Crespi Junior High	6061170	Y		Y		Pat Martin	Principal	pmartin@wccusd.net	510-223-8611
Verde Elementary	6005011	Y		Y		Valerie Garrett	Principal	vgarrett@wccusd.net	510-231-1408
Wilson Elementary	6005045	Y		Y		Kim Moses	Principal	kmoses@wccusd.net	510-412-5010
Kennedy High	0733659	Y		Y		Phillip Johnson	Principal	pjohnson1@wccusd.net	510-231-1433
Ford Elementary	6004766	Y		Y		Barbara Penny-James	Principal	bpenny-james@wccusd.net	510-231-1421

2013-14 Title I, Part A Parental Involvement Policies

To meet federal requirements specified in ESEA Title I, Part A Section 1118(h) to review the LEAs parental involvement policies and practices to determine if the policies and practices meet the requirements of Section 1118.

School Name	School Code	Parental Involvement Policy Exists	No Policy Comment (Max 250 char)	Meets Policy Requirements ?	Not Compliant Comment (Max 250 char)	Parental Involvement Contact Name	Parental Involvement Contact Title	Parental Involvement Contact Email Address (format abc@xyz)	Parental Involvement Contact Telephone Number (format 999-999-9999)
Cesar E. Chavez Elementary	6114094	Y		Y		Jeannette Ramirez	Principal	Jeannette.ramirez@wccusd.net	510-231-1418
Riverside Elementary	6004931	Y		Y		Marcos Garcia	Principal	mgarcia@wccusd.net	510-231-1409
Peres Elementary	6004907	Y		Y		Jawan Eldridge	Principal	jeldridge@wccusd.net	510-231-1407
Gompers (Samuel) Continuation	0733253	N	This is a continuation school with a high mobility rate			Vince Rhea	Principal	vrhea@wccusd.net	510-231-1402
Edward M. Downer Elementary	6057210	Y		Y		Marco Gonzales	Principal	mgonzalet@wccusd.net	510-231-1435

California Department of Education

West Contra Costa Unified (07 61796 0000000)

Consolidated ApplicationStatus: Certified
Saved by: Lyn Potter
Date: 6/26/2014 10:05 AM**2013-14 Title I, Part A School Program Improvement Activities**

Per ESEA Section 1116, LEAs must report school level Program Improvement (PI) activities related to Title I, Part A. This includes, but is not limited to, student participation and PI compliance activities based on the number of years a school is in PI status.

CDE Program Contact:

Judi Brown, District Innovation and Improvement Office, JBrown@cde.ca.gov, 916-319-0942
Stephanie Smith, Title I Policy & Program Guidance, SSmith@cde.ca.gov, 916-319-0948

Highland Elementary (07 61796 07617966004741)

PI Year	1
Number of students in PI school who applied for public school choice provisions of ESEA Section 1116	0
Number of new and continuing students who transferred under ESEA	0
Number of new and continuing students who transferred under state or local choice programs	0
Number of students who applied for SES	0
Number of students who received SES	0
PI Activities Exception Comment	No parents applied for choice transfer. School is not eligible for SES.
Additional Comments	

California Department of Education

West Contra Costa Unified (07 61796 0000000)

Consolidated ApplicationStatus: Certified
Saved by: Lyn Potter
Date: 6/26/2014 10:05 AM**2013-14 Title I, Part A School Program Improvement Activities**

Per ESEA Section 1116, LEAs must report school level Program Improvement (PI) activities related to Title I, Part A. This includes, but is not limited to, student participation and PI compliance activities based on the number of years a school is in PI status.

CDE Program Contact:

Judi Brown, District Innovation and Improvement Office, JBrown@cde.ca.gov, 916-319-0942
Stephanie Smith, Title I Policy & Program Guidance, SSmith@cde.ca.gov, 916-319-0948

Lincoln Elementary (07 61796 07617966004832)

PI Year	1
Number of students in PI school who applied for public school choice provisions of ESEA Section 1116	0
Number of new and continuing students who transferred under ESEA	0
Number of new and continuing students who transferred under state or local choice programs	0
Number of students who applied for SES	0
Number of students who received SES	0
PI Activities Exception Comment	No parents applied for choice transfer. School is not eligible for SES.
Additional Comments	

California Department of Education

West Contra Costa Unified (07 61796 0000000)

Consolidated Application

Status: Certified
 Saved by: Lyn Potter
 Date: 6/26/2014 10:05 AM

2013-14 Title I, Part A School Program Improvement Activities

Per ESEA Section 1116, LEAs must report school level Program Improvement (PI) activities related to Title I, Part A. This includes, but is not limited to, student participation and PI compliance activities based on the number of years a school is in PI status.

CDE Program Contact:

Judi Brown, District Innovation and Improvement Office, JBrown@cde.ca.gov, 916-319-0942
 Stephanie Smith, Title I Policy & Program Guidance, SSmith@cde.ca.gov, 916-319-0948

Crespi Junior High (07 61796 07617966061170)

PI Year	3
Number of students in PI school who applied for public school choice provisions of ESEA Section 1116	5
Number of new and continuing students who transferred under ESEA	5
Number of new and continuing students who transferred under state or local choice programs	0
Number of students who applied for SES	121
Number of students who received SES	56
PI Activities Exception Comment	
Additional Comments	

For PI schools in Year 3, the LEA implemented at least one of the following (check all that apply)

Replaced school staff relevant to the failure to make adequate yearly progress (AYP)	N
Implemented a new curriculum, including appropriate professional development	Y
Decreased management authority	N
Appointed an outside expert to advise the school on making AYP based on its school plan	N
Extended school year or day	N
Restructured the internal organizational structure	N
Provide a description of internal organizational restructure activities	

California Department of Education

West Contra Costa Unified (07 61796 0000000)

Consolidated ApplicationStatus: Certified
Saved by: Lyn Potter
Date: 6/26/2014 10:05 AM**2013-14 Title I, Part A School Program Improvement Activities**

Per ESEA Section 1116, LEAs must report school level Program Improvement (PI) activities related to Title I, Part A. This includes, but is not limited to, student participation and PI compliance activities based on the number of years a school is in PI status.

CDE Program Contact:

Judi Brown, District Innovation and Improvement Office, JBrown@cde.ca.gov, 916-319-0942
Stephanie Smith, Title I Policy & Program Guidance, SSmith@cde.ca.gov, 916-319-0948

Gompers (Samuel) Continuation (07 61796 07617960733253)

PI Year	3
Number of students in PI school who applied for public school choice provisions of ESEA Section 1116	0
Number of new and continuing students who transferred under ESEA	0
Number of new and continuing students who transferred under state or local choice programs	0
Number of students who applied for SES	16
Number of students who received SES	2
PI Activities Exception Comment	Gompers is a continuation high school and does not have a specific attendance area.
Additional Comments	

For PI schools in Year 3, the LEA implemented at least one of the following (check all that apply)

Replaced school staff relevant to the failure to make adequate yearly progress (AYP)	N
Implemented a new curriculum, including appropriate professional development	Y
Decreased management authority	N
Appointed an outside expert to advise the school on making AYP based on its school plan	N
Extended school year or day	N
Restructured the internal organizational structure	N
Provide a description of internal organizational restructure activities	

California Department of Education

West Contra Costa Unified (07 61796 0000000)

Consolidated ApplicationStatus: Certified
Saved by: Lyn Potter
Date: 6/26/2014 10:05 AM**2013-14 Title I, Part A School Program Improvement Activities**

Per ESEA Section 1116, LEAs must report school level Program Improvement (PI) activities related to Title I, Part A. This includes, but is not limited to, student participation and PI compliance activities based on the number of years a school is in PI status.

CDE Program Contact:

Judi Brown, District Innovation and Improvement Office, JBrown@cde.ca.gov, 916-319-0942
Stephanie Smith, Title I Policy & Program Guidance, SSmith@cde.ca.gov, 916-319-0948

Peres Elementary (07 61796 07617966004907)

PI Year	3
Number of students in PI school who applied for public school choice provisions of ESEA Section 1116	4
Number of new and continuing students who transferred under ESEA	4
Number of new and continuing students who transferred under state or local choice programs	0
Number of students who applied for SES	225
Number of students who received SES	33
PI Activities Exception Comment	
Additional Comments	

For PI schools in Year 3, the LEA implemented at least one of the following (check all that apply)

Replaced school staff relevant to the failure to make adequate yearly progress (AYP)	N
Implemented a new curriculum, including appropriate professional development	Y
Decreased management authority	N
Appointed an outside expert to advise the school on making AYP based on its school plan	N
Extended school year or day	N
Restructured the internal organizational structure	N
Provide a description of internal organizational restructure activities	

California Department of Education

West Contra Costa Unified (07 61796 0000000)

Consolidated ApplicationStatus: Certified
Saved by: Lyn Potter
Date: 6/26/2014 10:05 AM**2013-14 Title I, Part A School Program Improvement Activities**

Per ESEA Section 1116, LEAs must report school level Program Improvement (PI) activities related to Title I, Part A. This includes, but is not limited to, student participation and PI compliance activities based on the number of years a school is in PI status.

CDE Program Contact:

Judi Brown, District Innovation and Improvement Office, JBrown@cde.ca.gov, 916-319-0942
Stephanie Smith, Title I Policy & Program Guidance, SSmith@cde.ca.gov, 916-319-0948

Riverside Elementary (07 61796 07617966004931)

PI Year	3
Number of students in PI school who applied for public school choice provisions of ESEA Section 1116	0
Number of new and continuing students who transferred under ESEA	0
Number of new and continuing students who transferred under state or local choice programs	0
Number of students who applied for SES	150
Number of students who received SES	43
PI Activities Exception Comment	No parents applied for Choice transfer.
Additional Comments	

For PI schools in Year 3, the LEA implemented at least one of the following (check all that apply)

Replaced school staff relevant to the failure to make adequate yearly progress (AYP)	N
Implemented a new curriculum, including appropriate professional development	Y
Decreased management authority	N
Appointed an outside expert to advise the school on making AYP based on its school plan	N
Extended school year or day	N
Restructured the internal organizational structure	N
Provide a description of internal organizational restructure activities	

California Department of Education

West Contra Costa Unified (07 61796 0000000)

Consolidated ApplicationStatus: Certified
Saved by: Lyn Potter
Date: 6/26/2014 10:05 AM**2013-14 Title I, Part A School Program Improvement Activities**

Per ESEA Section 1116, LEAs must report school level Program Improvement (PI) activities related to Title I, Part A. This includes, but is not limited to, student participation and PI compliance activities based on the number of years a school is in PI status.

CDE Program Contact:

Judi Brown, District Innovation and Improvement Office, JBrown@cde.ca.gov, 916-319-0942
Stephanie Smith, Title I Policy & Program Guidance, SSmith@cde.ca.gov, 916-319-0948

Coronado Elementary (07 61796 07617966004667)

PI Year	4
Number of students in PI school who applied for public school choice provisions of ESEA Section 1116	2
Number of new and continuing students who transferred under ESEA	2
Number of new and continuing students who transferred under state or local choice programs	0
Number of students who applied for SES	183
Number of students who received SES	24
PI Activities Exception Comment	
Additional Comments	

For PI schools in Year 4, the LEA developed an alternative governance plan which included at least one of the following (check all that apply)

Plan to reopen school as a public charter school	N
Plan to replace all or most of the staff	N
Plan to contract with an outside entity to operate the school	N
Plan to institute major restructuring activities	Y
Provide a description of restructure activities	Planning for robust implementation of Multi-Trend Support System (MTSS), formerly known as Response to Intervention (RtI).

California Department of Education

West Contra Costa Unified (07 61796 0000000)

Consolidated ApplicationStatus: Certified
Saved by: Lyn Potter
Date: 6/26/2014 10:05 AM**2013-14 Title I, Part A School Program Improvement Activities**

Per ESEA Section 1116, LEAs must report school level Program Improvement (PI) activities related to Title I, Part A. This includes, but is not limited to, student participation and PI compliance activities based on the number of years a school is in PI status.

CDE Program Contact:

Judi Brown, District Innovation and Improvement Office, JBrown@cde.ca.gov, 916-319-0942
Stephanie Smith, Title I Policy & Program Guidance, SSmith@cde.ca.gov, 916-319-0948

Ford Elementary (07 61796 07617966004766)

PI Year	4
Number of students in PI school who applied for public school choice provisions of ESEA Section 1116	0
Number of new and continuing students who transferred under ESEA	0
Number of new and continuing students who transferred under state or local choice programs	0
Number of students who applied for SES	197
Number of students who received SES	61
PI Activities Exception Comment	No parents applied for Choice transfer.
Additional Comments	

For PI schools in Year 4, the LEA developed an alternative governance plan which included at least one of the following (check all that apply)

Plan to reopen school as a public charter school	N
Plan to replace all or most of the staff	N
Plan to contract with an outside entity to operate the school	N
Plan to institute major restructuring activities	Y
Provide a description of restructure activities	Planning for robust implementation of Multi-Trend Support System (MTSS), formerly known as Response to Intervention (Rtl).

California Department of Education

West Contra Costa Unified (07 61796 0000000)

Consolidated ApplicationStatus: Certified
Saved by: Lyn Potter
Date: 6/26/2014 10:05 AM**2013-14 Title I, Part A School Program Improvement Activities**

Per ESEA Section 1116, LEAs must report school level Program Improvement (PI) activities related to Title I, Part A. This includes, but is not limited to, student participation and PI compliance activities based on the number of years a school is in PI status.

CDE Program Contact:

Judi Brown, District Innovation and Improvement Office, JBrown@cde.ca.gov, 916-319-0942
Stephanie Smith, Title I Policy & Program Guidance, SSmith@cde.ca.gov, 916-319-0948

Bayview Elementary (07 61796 07617966004600)

PI Year	5
Number of students in PI school who applied for public school choice provisions of ESEA Section 1116	7
Number of new and continuing students who transferred under ESEA	7
Number of new and continuing students who transferred under state or local choice programs	0
Number of students who applied for SES	244
Number of students who received SES	118
PI Activities Exception Comment	
Additional Comments	

For PI schools in Year 5, the LEA implemented at least one of the following alternative governance approaches (check all that apply)

Reopened the school as a charter	N
Replaced all or most of the staff	N
Contracted with an outside entity to operate the school	N
Major restructuring activities instituted	Y
Provide a description of major restructuring activities instituted	Robust implementation of Multi-Trend Support System (MTSS), formerly known as Response to Intervention (RtI).

California Department of Education

West Contra Costa Unified (07 61796 0000000)

Consolidated ApplicationStatus: Certified
Saved by: Lyn Potter
Date: 6/26/2014 10:05 AM**2013-14 Title I, Part A School Program Improvement Activities**

Per ESEA Section 1116, LEAs must report school level Program Improvement (PI) activities related to Title I, Part A. This includes, but is not limited to, student participation and PI compliance activities based on the number of years a school is in PI status.

CDE Program Contact:

Judi Brown, District Innovation and Improvement Office, JBrown@cde.ca.gov, 916-319-0942
Stephanie Smith, Title I Policy & Program Guidance, SSmith@cde.ca.gov, 916-319-0948

Cesar E. Chavez Elementary (07 61796 07617966114094)

PI Year	5
Number of students in PI school who applied for public school choice provisions of ESEA Section 1116	0
Number of new and continuing students who transferred under ESEA	0
Number of new and continuing students who transferred under state or local choice programs	0
Number of students who applied for SES	268
Number of students who received SES	105
PI Activities Exception Comment	No parents applied for Choice transfer.
Additional Comments	

For PI schools in Year 5, the LEA implemented at least one of the following alternative governance approaches (check all that apply)

Reopened the school as a charter	N
Replaced all or most of the staff	N
Contracted with an outside entity to operate the school	N
Major restructuring activities instituted	Y
Provide a description of major restructuring activities instituted	Robust implementation of Multi-Trend Support System (MTSS), formerly known as Response to Intervention (RtI).

California Department of Education

West Contra Costa Unified (07 61796 0000000)

Consolidated ApplicationStatus: Certified
Saved by: Lyn Potter
Date: 6/26/2014 10:05 AM**2013-14 Title I, Part A School Program Improvement Activities**

Per ESEA Section 1116, LEAs must report school level Program Improvement (PI) activities related to Title I, Part A. This includes, but is not limited to, student participation and PI compliance activities based on the number of years a school is in PI status.

CDE Program Contact:

Judi Brown, District Innovation and Improvement Office, JBrown@cde.ca.gov, 916-319-0942
Stephanie Smith, Title I Policy & Program Guidance, SSmith@cde.ca.gov, 916-319-0948

Dover Elementary (07 61796 07617966004691)

PI Year	5
Number of students in PI school who applied for public school choice provisions of ESEA Section 1116	0
Number of new and continuing students who transferred under ESEA	0
Number of new and continuing students who transferred under state or local choice programs	0
Number of students who applied for SES	296
Number of students who received SES	127
PI Activities Exception Comment	No parents applied for Choice transfer.
Additional Comments	

For PI schools in Year 5, the LEA implemented at least one of the following alternative governance approaches (check all that apply)

Reopened the school as a charter	N
Replaced all or most of the staff	N
Contracted with an outside entity to operate the school	N
Major restructuring activities instituted	Y
Provide a description of major restructuring activities instituted	Robust implementation of Multi-Trend Support System (MTSS), formerly known as Response to Intervention (RtI).

California Department of Education

West Contra Costa Unified (07 61796 0000000)

Consolidated ApplicationStatus: Certified
Saved by: Lyn Potter
Date: 6/26/2014 10:05 AM**2013-14 Title I, Part A School Program Improvement Activities**

Per ESEA Section 1116, LEAs must report school level Program Improvement (PI) activities related to Title I, Part A. This includes, but is not limited to, student participation and PI compliance activities based on the number of years a school is in PI status.

CDE Program Contact:

Judi Brown, District Innovation and Improvement Office, JBrown@cde.ca.gov, 916-319-0942
Stephanie Smith, Title I Policy & Program Guidance, SSmith@cde.ca.gov, 916-319-0948

Edward M. Downer Elementary (07 61796 07617966057210)

PI Year	5
Number of students in PI school who applied for public school choice provisions of ESEA Section 1116	1
Number of new and continuing students who transferred under ESEA	1
Number of new and continuing students who transferred under state or local choice programs	0
Number of students who applied for SES	240
Number of students who received SES	98
PI Activities Exception Comment	
Additional Comments	

For PI schools in Year 5, the LEA implemented at least one of the following alternative governance approaches (check all that apply)

Reopened the school as a charter	N
Replaced all or most of the staff	N
Contracted with an outside entity to operate the school	N
Major restructuring activities instituted	Y
Provide a description of major restructuring activities instituted	Robust implementation of Multi-Trend Support System (MTSS), formerly known as Response to Intervention (Rti)..

California Department of Education

West Contra Costa Unified (07 61796 0000000)

Consolidated ApplicationStatus: Certified
Saved by: Lyn Potter
Date: 6/26/2014 10:05 AM**2013-14 Title I, Part A School Program Improvement Activities**

Per ESEA Section 1116, LEAs must report school level Program Improvement (PI) activities related to Title I, Part A. This includes, but is not limited to, student participation and PI compliance activities based on the number of years a school is in PI status.

CDE Program Contact:

Judi Brown, District Innovation and Improvement Office, JBrown@cde.ca.gov, 916-319-0942
Stephanie Smith, Title I Policy & Program Guidance, SSmith@cde.ca.gov, 916-319-0948

Grant Elementary (07 61796 07617966004774)

PI Year	5
Number of students in PI school who applied for public school choice provisions of ESEA Section 1116	0
Number of new and continuing students who transferred under ESEA	0
Number of new and continuing students who transferred under state or local choice programs	0
Number of students who applied for SES	200
Number of students who received SES	79
PI Activities Exception Comment	No parents applied for Choice transfer.
Additional Comments	

For PI schools in Year 5, the LEA implemented at least one of the following alternative governance approaches (check all that apply)

Reopened the school as a charter	N
Replaced all or most of the staff	N
Contracted with an outside entity to operate the school	N
Major restructuring activities instituted	Y
Provide a description of major restructuring activities instituted	Robust implementation of Multi-Trend Support System (MTSS), formerly known as Response to Intervention (RtI).

California Department of Education

West Contra Costa Unified (07 61796 0000000)

Consolidated ApplicationStatus: Certified
Saved by: Lyn Potter
Date: 6/26/2014 10:05 AM**2013-14 Title I, Part A School Program Improvement Activities**

Per ESEA Section 1116, LEAs must report school level Program Improvement (PI) activities related to Title I, Part A. This includes, but is not limited to, student participation and PI compliance activities based on the number of years a school is in PI status.

CDE Program Contact:

Judi Brown, District Innovation and Improvement Office, JBrown@cde.ca.gov, 916-319-0942
Stephanie Smith, Title I Policy & Program Guidance, SSmith@cde.ca.gov, 916-319-0948

Kennedy High (07 61796 07617960733659)

PI Year	5
Number of students in PI school who applied for public school choice provisions of ESEA Section 1116	25
Number of new and continuing students who transferred under ESEA	25
Number of new and continuing students who transferred under state or local choice programs	0
Number of students who applied for SES	221
Number of students who received SES	115
PI Activities Exception Comment	
Additional Comments	

For PI schools in Year 5, the LEA implemented at least one of the following alternative governance approaches (check all that apply)

Reopened the school as a charter	N
Replaced all or most of the staff	N
Contracted with an outside entity to operate the school	N
Major restructuring activities instituted	Y
Provide a description of major restructuring activities instituted	Robust implementation of Multi-Trend Support System (MTSS), formerly known as Response to Intervention (RtI).

California Department of Education

West Contra Costa Unified (07 61796 0000000)

Consolidated ApplicationStatus: Certified
Saved by: Lyn Potter
Date: 6/26/2014 10:05 AM**2013-14 Title I, Part A School Program Improvement Activities**

Per ESEA Section 1116, LEAs must report school level Program Improvement (PI) activities related to Title I, Part A. This includes, but is not limited to, student participation and PI compliance activities based on the number of years a school is in PI status.

CDE Program Contact:

Judi Brown, District Innovation and Improvement Office, JBrown@cde.ca.gov, 916-319-0942
Stephanie Smith, Title I Policy & Program Guidance, SSmith@cde.ca.gov, 916-319-0948

King Elementary (07 61796 07617966004915)

PI Year	5
Number of students in PI school who applied for public school choice provisions of ESEA Section 1116	4
Number of new and continuing students who transferred under ESEA	4
Number of new and continuing students who transferred under state or local choice programs	0
Number of students who applied for SES	269
Number of students who received SES	111
PI Activities Exception Comment	
Additional Comments	

For PI schools in Year 5, the LEA implemented at least one of the following alternative governance approaches (check all that apply)

Reopened the school as a charter	N
Replaced all or most of the staff	N
Contracted with an outside entity to operate the school	N
Major restructuring activities instituted	Y
Provide a description of major restructuring activities instituted	Robust implementation of Multi-Trend Support System (MTSS), formerly known as Response to Intervention (RtI).

California Department of Education

West Contra Costa Unified (07 61796 0000000)

Consolidated ApplicationStatus: Certified
Saved by: Lyn Potter
Date: 6/26/2014 10:05 AM**2013-14 Title I, Part A School Program Improvement Activities**

Per ESEA Section 1116, LEAs must report school level Program Improvement (PI) activities related to Title I, Part A. This includes, but is not limited to, student participation and PI compliance activities based on the number of years a school is in PI status.

CDE Program Contact:

Judi Brown, District Innovation and Improvement Office, JBrown@cde.ca.gov, 916-319-0942
Stephanie Smith, Title I Policy & Program Guidance, SSmith@cde.ca.gov, 916-319-0948

Lake Elementary (07 61796 07617966004824)

PI Year	5
Number of students in PI school who applied for public school choice provisions of ESEA Section 1116	1
Number of new and continuing students who transferred under ESEA	1
Number of new and continuing students who transferred under state or local choice programs	0
Number of students who applied for SES	170
Number of students who received SES	82
PI Activities Exception Comment	
Additional Comments	

For PI schools in Year 5, the LEA implemented at least one of the following alternative governance approaches (check all that apply)

Reopened the school as a charter	N
Replaced all or most of the staff	N
Contracted with an outside entity to operate the school	N
Major restructuring activities instituted	Y
Provide a description of major restructuring activities instituted	Robust implementation of Multi-Trend Support System (MTSS), formerly known as Response to Intervention (RtI).

California Department of Education

West Contra Costa Unified (07 61796 0000000)

Consolidated ApplicationStatus: Certified
Saved by: Lyn Potter
Date: 6/26/2014 10:05 AM**2013-14 Title I, Part A School Program Improvement Activities**

Per ESEA Section 1116, LEAs must report school level Program Improvement (PI) activities related to Title I, Part A. This includes, but is not limited to, student participation and PI compliance activities based on the number of years a school is in PI status.

CDE Program Contact:

Judi Brown, District Innovation and Improvement Office, JBrown@cde.ca.gov, 916-319-0942
Stephanie Smith, Title I Policy & Program Guidance, SSmith@cde.ca.gov, 916-319-0948

Lovonya DeJean Middle (07 61796 07617966120885)

PI Year	5
Number of students in PI school who applied for public school choice provisions of ESEA Section 1116	4
Number of new and continuing students who transferred under ESEA	4
Number of new and continuing students who transferred under state or local choice programs	0
Number of students who applied for SES	203
Number of students who received SES	104
PI Activities Exception Comment	
Additional Comments	

For PI schools in Year 5, the LEA implemented at least one of the following alternative governance approaches (check all that apply)

Reopened the school as a charter	N
Replaced all or most of the staff	N
Contracted with an outside entity to operate the school	N
Major restructuring activities instituted	Y
Provide a description of major restructuring activities instituted	Robust implementation of Multi-Trend Support System (MTSS), formerly known as Response to Intervention (RtI).

California Department of Education

West Contra Costa Unified (07 61796 0000000)

Consolidated Application

Status: Certified

Saved by: Lyn Potter

Date: 6/26/2014 10:05 AM

2013-14 Title I, Part A School Program Improvement Activities

Per ESEA Section 1116, LEAs must report school level Program Improvement (PI) activities related to Title I, Part A. This includes, but is not limited to, student participation and PI compliance activities based on the number of years a school is in PI status.

CDE Program Contact:Judi Brown, District Innovation and Improvement Office, JBrown@cde.ca.gov, 916-319-0942Stephanie Smith, Title I Policy & Program Guidance, SSmith@cde.ca.gov, 916-319-0948**Montalvin Manor Elementary (07 61796 07617966004865)**

PI Year	5
Number of students in PI school who applied for public school choice provisions of ESEA Section 1116	5
Number of new and continuing students who transferred under ESEA	5
Number of new and continuing students who transferred under state or local choice programs	0
Number of students who applied for SES	90
Number of students who received SES	13
PI Activities Exception Comment	
Additional Comments	

For PI schools in Year 5, the LEA implemented at least one of the following alternative governance approaches (check all that apply)

Reopened the school as a charter	N
Replaced all or most of the staff	N
Contracted with an outside entity to operate the school	N
Major restructuring activities instituted	Y
Provide a description of major restructuring activities instituted	Robust implementation of Multi-Trend Support System (MTSS), formerly known as Response to Intervention (RtI).

California Department of Education

West Contra Costa Unified (07 61796 0000000)

Consolidated ApplicationStatus: Certified
Saved by: Lyn Potter
Date: 6/26/2014 10:05 AM**2013-14 Title I, Part A School Program Improvement Activities**

Per ESEA Section 1116, LEAs must report school level Program Improvement (PI) activities related to Title I, Part A. This includes, but is not limited to, student participation and PI compliance activities based on the number of years a school is in PI status.

CDE Program Contact:

Judi Brown, District Innovation and Improvement Office, JBrown@cde.ca.gov, 916-319-0942
Stephanie Smith, Title I Policy & Program Guidance, SSmith@cde.ca.gov, 916-319-0948

Nystrom Elementary (07 61796 07617966004881)

PI Year	5
Number of students in PI school who applied for public school choice provisions of ESEA Section 1116	2
Number of new and continuing students who transferred under ESEA	2
Number of new and continuing students who transferred under state or local choice programs	0
Number of students who applied for SES	194
Number of students who received SES	68
PI Activities Exception Comment	
Additional Comments	

For PI schools in Year 5, the LEA implemented at least one of the following alternative governance approaches (check all that apply)

Reopened the school as a charter	N
Replaced all or most of the staff	N
Contracted with an outside entity to operate the school	N
Major restructuring activities instituted	Y
Provide a description of major restructuring activities instituted	Robust implementation of Multi-Trend Support System (MTSS), formerly known as Response to Intervention (RtI).

California Department of Education

West Contra Costa Unified (07 61796 0000000)

Consolidated ApplicationStatus: Certified
Saved by: Lyn Potter
Date: 6/26/2014 10:05 AM**2013-14 Title I, Part A School Program Improvement Activities**

Per ESEA Section 1116, LEAs must report school level Program Improvement (PI) activities related to Title I, Part A. This includes, but is not limited to, student participation and PI compliance activities based on the number of years a school is in PI status.

CDE Program Contact:

Judi Brown, District Innovation and Improvement Office, JBrown@cde.ca.gov, 916-319-0942
Stephanie Smith, Title I Policy & Program Guidance, SSmith@cde.ca.gov, 916-319-0948

Richmond High (07 61796 07617960735902)

PI Year	5
Number of students in PI school who applied for public school choice provisions of ESEA Section 1116	22
Number of new and continuing students who transferred under ESEA	22
Number of new and continuing students who transferred under state or local choice programs	0
Number of students who applied for SES	276
Number of students who received SES	130
PI Activities Exception Comment	
Additional Comments	

For PI schools in Year 5, the LEA implemented at least one of the following alternative governance approaches (check all that apply)

Reopened the school as a charter	N
Replaced all or most of the staff	N
Contracted with an outside entity to operate the school	N
Major restructuring activities instituted	Y
Provide a description of major restructuring activities instituted	Robust implementation of Multi-Trend Support System (MTSS), formerly known as Response to Intervention (RtI).

California Department of Education

West Contra Costa Unified (07 61796 0000000)

Consolidated ApplicationStatus: Certified
Saved by: Lyn Potter
Date: 6/26/2014 10:05 AM**2013-14 Title I, Part A School Program Improvement Activities**

Per ESEA Section 1116, LEAs must report school level Program Improvement (PI) activities related to Title I, Part A. This includes, but is not limited to, student participation and PI compliance activities based on the number of years a school is in PI status.

CDE Program Contact:

Judi Brown, District Innovation and Improvement Office, JBrown@cde.ca.gov, 916-319-0942
Stephanie Smith, Title I Policy & Program Guidance, SSmith@cde.ca.gov, 916-319-0948

Stege Elementary (07 61796 07617966004972)

PI Year	5
Number of students in PI school who applied for public school choice provisions of ESEA Section 1116	13
Number of new and continuing students who transferred under ESEA	13
Number of new and continuing students who transferred under state or local choice programs	0
Number of students who applied for SES	148
Number of students who received SES	49
PI Activities Exception Comment	
Additional Comments	

For PI schools in Year 5, the LEA implemented at least one of the following alternative governance approaches (check all that apply)

Reopened the school as a charter	N
Replaced all or most of the staff	N
Contracted with an outside entity to operate the school	N
Major restructuring activities instituted	Y
Provide a description of major restructuring activities instituted	Robust implementation of Multi-Trend Support System (MTSS), formerly known as Response to Intervention (RtI).

California Department of Education

West Contra Costa Unified (07 61796 0000000)

Consolidated ApplicationStatus: Certified
Saved by: Lyn Potter
Date: 6/26/2014 10:05 AM**2013-14 Title I, Part A School Program Improvement Activities**

Per ESEA Section 1116, LEAs must report school level Program Improvement (PI) activities related to Title I, Part A. This includes, but is not limited to, student participation and PI compliance activities based on the number of years a school is in PI status.

CDE Program Contact:

Judi Brown, District Innovation and Improvement Office, JBrown@cde.ca.gov, 916-319-0942
Stephanie Smith, Title I Policy & Program Guidance, SSmith@cde.ca.gov, 916-319-0948

Verde Elementary (07 61796 07617966005011)

PI Year	5
Number of students in PI school who applied for public school choice provisions of ESEA Section 1116	2
Number of new and continuing students who transferred under ESEA	2
Number of new and continuing students who transferred under state or local choice programs	0
Number of students who applied for SES	180
Number of students who received SES	70
PI Activities Exception Comment	
Additional Comments	

For PI schools in Year 5, the LEA implemented at least one of the following alternative governance approaches (check all that apply)

Reopened the school as a charter	N
Replaced all or most of the staff	N
Contracted with an outside entity to operate the school	N
Major restructuring activities instituted	Y
Provide a description of major restructuring activities instituted	Robust implementation of Multi-Trend Support System (MTSS), formerly known as Response to Intervention (RtI).

California Department of Education

West Contra Costa Unified (07 61796 0000000)

Consolidated ApplicationStatus: Certified
Saved by: Lyn Potter
Date: 6/26/2014 10:05 AM**2013-14 Title I, Part A Program Improvement Expenditures and Reallocation Criteria**

Report of end-of-year expenditures for Title I, Part A Program Improvement funds and LEA reallocation criteria.

CDE Program Contact:Stephanie Smith, Title I Policy & Program Guidance, SSmith@cde.ca.gov, 916-319-0948
Lana Zhou, Title I Policy & Program Guidance, lzhou@cde.ca.gov, 916-319-0956

Entitlement after transfers (Per certified 2013-14 Title I Part A LEA Allocations and entitlements as of 05/15/14)	\$7,059,091
Program Improvement set aside (Amount equivalent to 20% of 2013-14 Title I, Part A entitlement plus transfers in.)	\$1,411,818
Maximum allowable Parent Outreach (Amount equivalent to .2% of 2013-14 Title I, Part A entitlement plus transfers in or 1% of the 20% Program Improvement set aside.)	\$14,118

Expenditures and Encumbrances

Choice transportation using Title I Part A funds	\$60,000
Choice transportation using non-Title I Part A funds	\$0
SES using Title I Part A funds	\$1,365,791
SES using non-Title I Part A funds	\$0
Parent Outreach using Title I Part A funds	\$0
Parent Outreach using non-Title I Part A funds	\$0
Total expenditures and encumbrances using Title I Part A funds	\$1,425,791
Total expenditures and encumbrances using non-Title I Part A funds	\$0
Amount of Program Improvement set aside unspent	(\$13,973)
Expenditure comment An explanation is required if no program improvement expenditures or encumbrances have occurred. (Maximum 500 characters)	
General comments (Maximum 500 characters)	

Reallocation Exemption

The exemptions below are only applicable if the LEA did not meet it's 20% Program Improvement obligation (the amount of Program Improvement set aside unspent is greater than zero).

Provided Choice and or SES to all eligible students using less than the 20% obligation	
--	--

California Department of Education

West Contra Costa Unified (07 61796 0000000)

Consolidated Application

Status: Certified

Saved by: Lyn Potter

Date: 6/26/2014 10:05 AM

2013-14 Title II, Part A School Class Size Reduction Report

The ESEA Act of 2001, Title II, Part A, Section 2123(a)(2)(B) allows LEAs to use ESEA Title II, Part A funds to recruit and hire highly qualified teachers to reduce class size.

CDE Program Contact:Jackie Rose, Title II Leadership, jrose@cde.ca.gov, 916-322-9503

School Name	School Code	Total Class Size Reduction Teacher Count	ESEA Title II Part A Funded Class Size Reduction Teacher Count	ESEA/Highly Qualified Teacher Count
Bayview Elementary	6004600	0	0	0
Cesar E. Chavez Elementary	6114094	0	0	0
Collins Elementary	6004659	0	0	0
Coronado Elementary	6004667	0	0	0
Crespi Junior High	6061170	0	0	0
De Anza Senior High	0732164	0	0	0
Dover Elementary	6004691	0	0	0
Edward M. Downer Elementary	6057210	0	0	0
El Cerrito Senior High	0732941	0	0	0
Ellerhorst Elementary	6004733	0	0	0
Fairmont Elementary	6004758	0	0	0
Ford Elementary	6004766	0	0	0
Gompers (Samuel) Continuation	0733253	0	0	0
Grant Elementary	6004774	0	0	0
Hanna Ranch Elementary	6112015	0	0	0
Harbour Way Elementary Community Day	6114086	0	0	0
Harding Elementary	6004782	0	0	0
Helms Middle	6057228	0	0	0
Hercules High	0730598	0	0	0

2013-14 Title II, Part A School Class Size Reduction Report

The ESEA Act of 2001, Title II, Part A, Section 2123(a)(2)(B) allows LEAs to use ESEA Title II, Part A funds to recruit and hire highly qualified teachers to reduce class size.

School Name	School Code	Total Class Size Reduction Teacher Count	ESEA Title II Part A Funded Class Size Reduction Teacher Count	ESEA/Highly Qualified Teacher Count
Hercules Middle	6119515	0	0	0
Highland Elementary	6004741	0	0	0
Kennedy High	0733659	0	0	0
Kensington Elementary	6004808	0	0	0
King Elementary	6004915	0	0	0
Lake Elementary	6004824	0	0	0
Lincoln Elementary	6004832	0	0	0
Lovonya DeJean Middle	6120885	0	0	0
Lupine Hills Elementary	6097141	0	0	0
Madera Elementary	6004840	0	0	0
Middle College High	0730291	0	0	0
Mira Vista Elementary	6004857	0	0	0
Montalvin Manor Elementary	6004865	0	0	0
Murphy Elementary	6004873	0	0	0
North Campus Continuation	0730275	0	0	0
Nystrom Elementary	6004881	0	0	0
Ohlone Elementary	6099717	0	0	0
Olinda Elementary	6004899	0	0	0
Peres Elementary	6004907	0	0	0
Pinole Middle	6057236	0	0	0
Pinole Valley High	0735316	0	0	0

2013-14 Title II, Part A School Class Size Reduction Report

The ESEA Act of 2001, Title II, Part A, Section 2123(a)(2)(B) allows LEAs to use ESEA Title II, Part A funds to recruit and hire highly qualified teachers to reduce class size.

School Name	School Code	Total Class Size Reduction Teacher Count	ESEA Title II Part A Funded Class Size Reduction Teacher Count	ESEA/Highly Qualified Teacher Count
Portola Junior High	6057244	0	0	0
Richmond High	0735902	0	0	0
Riverside Elementary	6004931	0	0	0
Shannon Elementary	6004956	0	0	0
Sheldon Elementary	6004964	0	0	0
Stege Elementary	6004972	0	0	0
Stewart Elementary	6004980	0	0	0
Tara Hills Elementary	6004998	0	0	0
Valley View Elementary	6005003	0	0	0
Verde Elementary	6005011	0	0	0
Vista High (Alternative)	0730325	0	0	0
Washington Elementary	6005037	0	0	0
Wilson Elementary	6005045	0	0	0

California Department of Education

West Contra Costa Unified (07 61796 0000000)

Consolidated ApplicationStatus: Certified
Saved by: Lyn Potter
Date: 6/26/2014 10:05 AM**2013-14 Title II, Part A Fiscal Year Expenditure Report, 12 Months**

A report of year-to-date expenditures and encumbrances by activity. A report of year-to-date expenditures and encumbrances by activity from July 1, 2013 through June 30, 2014.

CDE Program Contact:Jackie Rose, Title II Leadership, jrose@cde.ca.gov, 916-322-9503

2013-14 Title II, Part A entitlement	\$1,556,873
--------------------------------------	-------------

Professional Development Expenditures

Professional development for teachers	\$717,918
Professional development for administrators	\$334,401
Subject matter project	
Other professional development expenditures	

Exams and Test Preparation Expenditures

Exam fees, reimbursement	
Test preparation training and or materials	
Other exam and test preparation expenditures	

Recruitment, Training, and Retaining Expenditures

Recruitment activities	
Hiring incentive and or relocation allotment	
National Board Certification and or stipend	\$45,181
Verification process for special settings (VPSS)	
University course work	
Other recruitment training and retaining expenditures	

Miscellaneous Expenditures

Class size reduction	
Administrative and indirect costs	\$35,703
Other allowable expenditures or encumbrances	
Total expenditures and encumbrances	\$1,133,203
General Comment (Maximum 500 characters)	

California Department of Education

West Contra Costa Unified (07 61796 0000000)

Consolidated ApplicationStatus: Certified
Saved by: Lyn Potter
Date: 6/26/2014 10:05 AM**2013-14 Title III Part A Immigrant YTD Obligations Report, 12 Months**

A report of year-to-date obligations by activity. Activity period covered is July 1, 2013 through June 30, 2014.

CDE Program Contact:Patty Stevens, Title III Language Policy & Leadership Office, pstevens@cde.ca.gov, 916-323-5838
Sandra Covarrubias, Language Policy & Leadership Office, SCovarrubias@cde.ca.gov, 916-319-0267**Approved Immigrant Sub-grantee Activities****(e) ACTIVITIES BY AGENCIES EXPERIENCING SUBSTANTIAL INCREASES IN IMMIGRANT CHILDREN AND YOUTH-**(1) IN GENERAL-An eligible entity receiving funds under section 3114(d)(1) shall use the funds to pay for activities that provide enhanced instructional opportunities for immigrant children and youth, which may include-
(A) family literacy, parent outreach, and training activities designed to assist parents to become active participants in the education of their children;

(B) support for personnel, including teacher aides who have been specifically trained, or are being trained, to provide services to immigrant children and youth;

(C) provision of tutorials, mentoring, and academic or career counseling for immigrant children and youth

(D) identification and acquisition of curricular materials, educational software, and technologies to be used in the program carried out with funds;

(E) basic instruction services that are directly attributable to the presence in the school district involved of immigrant children and youth, including the payment of costs of providing additional classroom supplies, costs of transportation, or such other costs as are directly attributable to such additional basic instruction services;

(F) other instruction services that are designed to assist immigrant children and youth to achieve in elementary schools and secondary schools in the United States, such as programs of introduction to the educational system and civics education; and

(G) activities, coordinated with community-based organizations, institutions of higher education, private sector entities with expertise in working with immigrants, to assist parents of immigrant children and youth by offering comprehensive community services.

2013-14 Title III, Part A Immigrant entitlement	\$93,600
Object Code - Activity	
1000-1999 Certificated personnel salaries	\$52,183
2000-2999 Classified personnel salaries	\$0
3000-3999 Employee benefits	\$22,357
4000-4999 Books and supplies	\$0
5000-5999 Services and other operating expenditures	\$0
Administrative and indirect costs	\$1,777
Total year-to-date obligations	\$76,317
General Comment (Maximum 500 characters)	
2013-14 Unspent funds	\$17,283

California Department of Education

West Contra Costa Unified (07 61796 0000000)

Consolidated ApplicationStatus: Certified
Saved by: Lyn Potter
Date: 6/26/2014 10:05 AM**2013-14 Title III, Part A LEP YTD Obligations Report, 12 Months**

A report of year-to-date obligations by activity. Activity period covered is July 1, 2013 through June 30, 2014.

CDE Program Contact:Patty Stevens, Title III Language Policy & Leadership Office, pstevens@cde.ca.gov, 916-323-5838
Geoffrey Ndirangu, Language Policy & Leadership Office, gndirang@cde.ca.gov, 916-323-5831**Required and Authorized LEP Sub-grantee Activities****Required**

Section 3115 (c)(1) To increase the English Proficiency by providing high-quality language instruction educational programs that are based on scientifically based research demonstrating the effectiveness of the programs.

Section 3115 (c)(2) To provide high quality professional development to classroom teachers (including teachers in classroom settings that are not the settings of language instruction educational programs), principals, administrators, and other school or community-based organizational personnel.

Authorized

- (1) Upgrading program objectives and effective instruction strategies.
- (2) Improving the instruction program for limited English proficient children by identifying acquiring and upgrading curricula, instruction materials, educational software, and assessment procedures.
- (3) Providing tutorials and academic or vocational education for limited English proficient children and intensified instruction.
- (4) Developing and implementing elementary school or secondary school language instruction educational programs that are coordinated with other relevant programs and services.
- (5) Improving the English proficiency and academic achievement of limited English proficient children.
- (6) Providing community participation programs, family literacy services and parent outreach and training activities to limited English proficient children and their families.

2013-14 Title III, Part A LEP entitlement	\$895,312
Object Code - Activity	
1000-1999 Certificated personnel salaries	\$4,182
2000-2999 Classified personnel salaries	\$0
3000-3999 Employee benefits	\$534
4000-4999 Books and supplies	\$26,476
5000-5999 Services and other operating expenditures	\$66,087
Administrative and indirect costs	\$1,946
(Amount cannot exceed 2% of the entitlement.)	
Total year-to-date obligations	\$99,225
General comment	
(Maximum 500 characters)	
2013-14 Unspent funds	\$796,087

California Department of Education

West Contra Costa Unified (07 61796 0000000)

Consolidated Application

Status: Certified

Saved by: Lyn Potter

Date: 6/26/2014 10:05 AM

2013-14 Title III, Part A LEP Nonprofit Private School Reimbursement

The purpose of this data collection is to capture the documentable number of private school English learners who received Title III services during the reported fiscal year.

CDE Program Contact:

Patty Stevens, Title III Language Policy & Leadership Office, pstevens@cde.ca.gov, 916-323-5838

School Name	School Code	Enrollment	Flagged for LEP Participation	English Learner Students Served	Participation Explanation (max 500 char)
Seneca Center - Catalyst Academy	0128843	6	N	0	
Tehiyah Day School	6906713	233	N	0	
Vista Christian School	6910582	86	N	0	
East Bay Waldorf School	6918619	152	N	0	
Applied Scholastics Academy, East Bay	6932917	13	N	0	
Salesian High School	6933493	446	N	0	
Prospect Sierra School	6958987	469	N	0	
Bethel Christian Academy	6967608	67	N	0	
St. John the Baptist	6967699	211	N	17	An error was made on the 2013-14 Other ESEA Nonprofit Private School Participation
St. Cornelius Elementary	6969927	182	N	95	An error was made on the 2013-14 Other ESEA Nonprofit Private School Participation
Crestmont School	6972319	71	N	0	
El Sobrante Christian School	6972335	285	N	17	An error was made on the 2013-14 Other ESEA Nonprofit Private School Participation
St. David's Elementary	6972442	139	N	13	An error was made on the 2013-14 Other ESEA Nonprofit Private School Participation
St. Jerome Catholic Elementary	6972467	145	N	1	An error was made on the 2013-14 Other ESEA Nonprofit Private School Participation
St. Joseph Elementary	6972475	282	N	0	
St. Paul School	6972483	165	N	40	An error was made on the 2013-14 Other ESEA Nonprofit Private School Participation
La Cheim School - Richmond	7012172	15	N	0	
Arlington Christian School	7077894	31	N	0	
Williams-Brown Academy	7094741	6	N	0	

2013-14 Title III, Part A LEP Nonprofit Private School Reimbursement

The purpose of this data collection is to capture the documentable number of private school English learners who received Title III services during the reported fiscal year.

School Name	School Code	Enrollment	Flagged for LEP Participation	English Learner Students Served	Participation Explanation (max 500 char)
A Better Chance	7100456	28	N	0	
Montessori Family School	7103161	102	N	0	

California Department of Education

West Contra Costa Unified (07 61796 0000000)

Consolidated ApplicationStatus: Certified
Saved by: Lyn Potter
Date: 6/26/2014 10:05 AM**2013-14 Homeless Education Policy, Requirements and Implementation**

The purpose of this data collection is to meet federal requirements specified in ESEA Section 722. This collection includes 1) monitoring LEAs and their compliance with key provisions of the Education for Homeless Children and Youths Act and 2) collecting contact information for each required designated LEA's homeless liaison.

CDE Program Contact:

Leanne Wheeler, Improvement & Accountability Division, lwheeler@cde.ca.gov, 916-319-0383
Mary Donnelly-Ortega, Improvement & Accountability Division, MDonnellyortega@cde.ca.gov, 916-323-5113

Homeless Education Certification

The LEA hereby assures and certifies to the California State Board of Education that the LEA has met the following requirements:

1. Designated a staff person as the liaison for homeless children and youths
2. Developed a written policy that supports the enrollment and retention of homeless children and youths in schools of the LEA which:
 - a) Includes policies and practices to ensure that homeless children and youths are not stigmatized or segregated on the basis of their status as homeless
 - b) Includes a dispute resolution process
 - c) Ensures that transportation is provided for a homeless child or youth to and from the school of origin if requested by the parent, guardian or homeless liaison
3. Disseminated public notice of the educational rights of homeless children and youths where such children and youths receive services under the provisions of the Education for Homeless Children and Youths Act.

Homeless Liaison Contact Information

Contact first name	Julie
Contact last name	Luera
Contact title	Coordinator, Families in Transition
Contact email address (format: abc@xyz)	jluera@wccusd.net
Contact telephone number (format: 999-999-9999)	510-559-2660, ext. 220

Homeless Education Policy and Requirements

Does the LEA have a written homeless education policy	Yes
No policy comment	

California Department of Education

West Contra Costa Unified (07 61796 0000000)

Consolidated ApplicationStatus: Certified
Saved by: Lyn Potter
Date: 6/26/2014 10:05 AM**2013-14 Homeless Education Policy, Requirements and Implementation**

The purpose of this data collection is to meet federal requirements specified in ESEA Section 722. This collection includes 1) monitoring LEAs and their compliance with key provisions of the Education for Homeless Children and Youths Act and 2) collecting contact information for each required designated LEA's homeless liaison.

CDE Program Contact:Leanne Wheeler, Improvement & Accountability Division, lwheeler@cde.ca.gov, 916-319-0383Mary Donnelly-Ortega, Improvement & Accountability Division, MDonnellyortega@cde.ca.gov, 916-323-5113

Provide an explanation why the LEA does not have a homeless education policy. (Maximum 500 characters)	
Date LEA's board approved the homeless education policy	06/06/2007
Does the LEA meet the above federal requirements	Yes
Compliance comment	
Provide an explanation why the LEA does not comply with federal requirements. (Maximum 500 characters)	

Title I, Part A Homeless Expenditures

2013-14 Title I, Part A Entitlement	\$7,059,091
2013-14 Title I, Part A direct or indirect services to homeless children reservation	\$110,000
Amount of 2013-14 Title I, Part A funds expended or encumbered for direct or indirect services to homeless children	\$73,863
No expenditures or encumbrances comment	
Provide an explanation why there is no Title I, Part A expenditures or encumbrances for homeless services. (Maximum 500 characters)	

2014-15 Other ESEA Nonprofit Private School Participation

The LEA must offer to provide equitable services that address the needs of nonprofit private school students, teachers and other educational personnel under the programs listed below.

CDE Program Contact:

Laura Nelson, Private School List, lnelson@cde.ca.gov, 916-319-0229

Patty Stevens, Title III Language Policy & Leadership Office, pstevens@cde.ca.gov, 916-323-5838

Title II, Part A Improving Teacher and Principal Quality

The LEA must offer to provide Title II, Part A equitable services that address the needs of nonprofit private school students, teachers and other educational personnel. The enrollment numbers are reported under penalty of perjury by each private school on its annual Private School Affidavit. The information filed in the Private School Affidavit is not verified and the CDE takes no position as to its accuracy. It is expected that districts engaged in private school consultation verify nonprofit status and the accuracy of student enrollment data if it is being used for the purpose of providing equitable services.

Note: Non-unified elementary and/or high school districts that have applied for Title II, Part A funds have the option to add a shared attendance area nonprofit private school if they wish to share responsibility for that school's Title II equitable services.

Title III, Part A Limited English Proficient Student Subgrant Program

On an annual basis, the LEA must consult with all private schools within its boundaries, as to whether the private school students and teachers will participate in the Title III, Part A English Language Acquisition, Language Enhancement, and Academic Achievement Program. Consultation must be done during the design and development of programs and before decisions are made that affect the opportunities of students and teachers to participate. LEAs may not require documentation that poses an administrative barrier that is inconsistent to their responsibility to ensure equitable participation of private school students and teachers.

School Name	School Code	Enrollment	Consultation Occurred?	Title II, Part A Participation	Title III, Part A LEP Participation	School Added	Comment
Seneca Center - Catalyst Academy	0128843	6	Y	N	N	N	
Tehiyah Day School	6906713	233	Y	Y	N	N	
Vista Christian School	6910582	86	Y	N	N	N	
East Bay Waldorf School	6918619	173	Y	N	N	N	

2014-15 Other ESEA Nonprofit Private School Participation

The LEA must offer to provide equitable services that address the needs of nonprofit private school students, teachers and other educational personnel under the programs listed below.

School Name	School Code	Enrollment	Consultation Occurred?	Title II, Part A Participation	Title III, Part A LEP Participation	School Added	Comment
Applied Scholastics Academy, East Bay	6932917	13	Y	N	N	N	
Salesian High School	6933493	446	Y	Y	N	N	
Prospect Sierra School	6958987	474	Y	Y	N	N	
Bethel Christian Academy	6967608	67	Y	N	N	N	
St. John the Baptist	6967699	211	Y	Y	Y	N	
St. Cornelius Elementary	6969927	182	Y	Y	Y	N	
Crestmont School	6972319	71	Y	Y	N	N	
El Sobrante Christian School	6972335	285	Y	N	Y	N	
St. David's Elementary	6972442	139	Y	Y	Y	N	
St. Jerome Catholic Elementary	6972467	145	Y	Y	Y	N	
St. Joseph Elementary	6972475	282	Y	Y	N	N	
St. Paul School	6972483	165	Y	Y	Y	N	
La Cheim School Inc. - El Sobrante	7012172	14	Y	N	N	N	
Arlington Christian School	7077894	31	Y	N	N	N	
Williams-Brown Academy	7094741	6	Y	N	N	N	
A Better Chance	7100456	28	Y	N	N	N	
Montessori Family School	7103161	111	Y	N	N	N	

California Department of Education

West Contra Costa Unified (07 61796 0000000)

Consolidated Application

Status: Certified

Saved by: Lyn Potter

Date: 6/26/2014 10:05 AM

2014-15 Title I, Part A Nonprofit Private School Participation

The LEA shall provide, on an equitable basis, special educational services or other benefits to nonprofit private school eligible children.

CDE Program Contact:Jyoti Singh, Title I Policy & Program Guidance, jysingh@cde.ca.gov, 916-319-0372Rina DeRose-Swinscoe, Title I Policy & Program Guidance, RDeroseswinscoe@cde.ca.gov, 916-323-0472

The LEA must offer to provide equitable services that address the needs of nonprofit private school students and staff under the programs listed below. The enrollment numbers are reported under penalty of perjury by each private school on its annual Private School Affidavit. The information filed in the Private School Affidavit is not verified, and the CDE takes no position as to its accuracy. It is expected that districts engaged in private school consultation verify nonprofit status and the accuracy of student enrollment data if it is being used for the purpose of providing equitable services.

Note:

The LEA of residence is responsible for providing Title I Part A services to all eligible students who reside in the LEA's Title I attendance area but attend a private nonprofit school. This includes students who attend nonprofit private schools outside the LEA's boundaries.

School Name	School Code	Enrollment	Participating	Affirmation On File	Low Income Student Count	Direct Services	Contract Services	School Added
A Better Chance	7100456	28	N	N		N	N	N
Applied Scholastics Academy, East Bay	6932917	13	N	N		N	N	N
Arlington Christian School	7077894	31	N	N		N	N	N
Bethel Christian Academy	6967608	67	N	N		N	N	N
Crestmont School	6972319	71	N	N		N	N	N
East Bay Waldorf School	6918619	173	N	N		N	N	N
El Sobrante Christian School	6972335	285	N	N		N	N	N
La Cheim School Inc. - El Sobrante	7012172	14	N	N		N	N	N
Montessori Family School	7103161	111	N	N		N	N	N

2014-15 Title I, Part A Nonprofit Private School Participation

The LEA shall provide, on an equitable basis, special educational services or other benefits to nonprofit private school eligible children.

School Name	School Code	Enrollment	Participating	Affirmation On File	Low Income Student Count	Direct Services	Contract Services	School Added
Prospect Sierra School	6958987	474	N	N		N	N	N
Salesian High School	6933493	446	Y	Y	106	Y	N	N
Seneca Center - Catalyst Academy	0128843	6	N	N		N	N	N
St. Cornelius Elementary	6969927	182	Y	Y	146	Y	N	N
St. David's Elementary	6972442	139	Y	Y	44	Y	N	N
St. Jerome Catholic Elementary	6972467	145	Y	Y	36	Y	N	N
St. John the Baptist	6967699	211	Y	Y	82	Y	N	N
St. Joseph Elementary	6972475	282	N	N		N	N	N
St. Paul School	6972483	165	Y	Y	84	Y	N	N
Tehiyah Day School	6906713	233	N	N		N	N	N
Vista Christian School	6910582	86	N	N		N	N	N
Williams-Brown Academy	7094741	6	N	N		N	N	N

California Department of Education

West Contra Costa Unified (07 61796 0000000)

Consolidated Application

Status: Certified
 Saved by: Lyn Potter
 Date: 6/26/2014 10:09 AM

2014-15 Title I, Part A Planned School Allocations

Based on information provided in the School Student Counts data collection, the table below provides eligibility and ranking information. For school allocation planning, the LEA has indicated which schools it intended to allocate Title I Part A funds to by entering a check in the Fund column.

CDE Program Contact:

Nancy Bodenhausen, Title I Policy & Program Guidance, NBodenhausen@cde.ca.gov, 916-445-4904
 Lana Zhou, Title I Policy & Program Guidance, lzhou@cde.ca.gov, 916-319-0956

If an exception to funding is needed, enter an Exception Reason. Use lower case only.

Allowable Exception Reasons

- a - Meets 35% Low Income Requirement
- c - Funded by Other Allowable Sources
- d - Desegregation Waiver on File
- e - Grandfather Provision
- f - Feeder Pattern
- g - Local Funded Charter Opted Out
- h - Local Funded Charter Opt In

Low income measure FRPM
 Group Schools by Grade Span No
 District-wide Low Income % 69.80%
 Grade Span 1 Low Income % 71.85%
 Grade Span 2 Low Income % 73.40%
 Grade Span 3 Low Income % 63.37%

School Name	School Code	Grade Span Group	Projected Enrollment	Projected Low Income Students	Low Income %	Eligible	Funding Required	Ranking	Fund Flag	Exception Reason	Comment
Harbour Way Elementary Community Day	6114086	1	3	3	100.00	Y	Y	1	Y		
Stege Elementary	6004972	1	332	326	98.19	Y	Y	2	Y		
Verde Elementary	6005011	1	317	309	97.48	Y	Y	3	Y		
Edward M. Downer Elementary	6057210	1	655	635	96.95	Y	Y	4	Y		
King Elementary	6004915	1	498	481	96.59	Y	Y	5	Y		

2014-15 Title I, Part A Planned School Allocations

Based on information provided in the School Student Counts data collection, the table below provides eligibility and ranking information. For school allocation planning, the LEA has indicated which schools it intended to allocate Title I Part A funds to by entering a check in the Fund column.

School Name	School Code	Grade Span Group	Projected Enrollment	Projected Low Income Students	Low Income %	Eligible	Funding Required	Ranking	Fund Flag	Exception Reason	Comment
Nystrom Elementary	6004881	1	479	461	96.24	Y	Y	6	Y		
Cesar E. Chavez Elementary	6114094	1	659	634	96.21	Y	Y	7	Y		
Lake Elementary	6004824	1	428	409	95.56	Y	Y	8	Y		
Gompers (Samuel) Continuation	0733253	3	134	127	94.78	Y	Y	9	Y		
Coronado Elementary	6004667	1	442	418	94.57	Y	Y	10	Y		
Dover Elementary	6004691	1	749	708	94.53	Y	Y	11	Y		
Lincoln Elementary	6004832	1	462	436	94.37	Y	Y	12	Y		
Lovonya DeJean Middle	6120885	2	629	589	93.64	Y	Y	13	Y		
Grant Elementary	6004774	1	577	538	93.24	Y	Y	14	Y		
Montalvin Manor Elementary	6004865	1	390	361	92.56	Y	Y	15	Y		
Ford Elementary	6004766	1	471	435	92.36	Y	Y	16	Y		
Bayview Elementary	6004600	1	673	621	92.27	Y	Y	17	Y		
Helms Middle	6057228	2	966	890	92.13	Y	Y	18	Y		
Highland Elementary	6004741	1	515	468	90.87	Y	Y	19	Y		
Richmond High	0735902	3	1433	1275	88.97	Y	Y	20	Y		
Riverside Elementary	6004931	1	423	376	88.89	Y	Y	21	Y		
Wilson Elementary	6005045	1	515	453	87.96	Y	Y	22	Y		
Kennedy High	0733659	3	805	640	79.50	Y	Y	23	Y		
Peres Elementary	6004907	1	541	421	77.82	Y	Y	24	Y		
North Campus Continuation	0730275	3	149	109	73.15	Y	N	25	N		
Tara Hills Elementary	6004998	1	557	407	73.07	Y	N	26	N		

2014-15 Title I, Part A Planned School Allocations

Based on information provided in the School Student Counts data collection, the table below provides eligibility and ranking information. For school allocation planning, the LEA has indicated which schools it intended to allocate Title I Part A funds to by entering a check in the Fund column.

School Name	School Code	Grade Span Group	Projected Enrollment	Projected Low Income Students	Low Income %	Eligible	Funding Required	Ranking	Fund Flag	Exception Reason	Comment
Crespi Junior High	6061170	2	581	421	72.46	Y	N	27	N		
De Anza Senior High	0732164	3	1097	773	70.46	Y	N	28	N		
Shannon Elementary	6004956	1	324	227	70.06	Y	N	29	N		
Pinole Middle	6057236	2	629	436	69.32	N	N	30	N		
Sheldon Elementary	6004964	1	367	251	68.39	N	N	31	N		
Washington Elementary	6005037	1	479	322	67.22	N	N	32	N		
Fairmont Elementary	6004758	1	572	379	66.26	N	N	33	N		
Murphy Elementary	6004873	1	489	324	66.26	N	N	34	N		
Mira Vista Elementary	6004857	1	542	346	63.84	N	N	35	N		
Portola Junior High	6057244	2	526	309	58.75	N	N	36	N		
Pinole Valley High	0735316	3	1229	692	56.31	N	N	37	N		
El Cerrito Senior High	0732941	3	1301	691	53.11	N	N	38	N		
Collins Elementary	6004659	1	364	191	52.47	N	N	39	N		
Middle College High	0730291	3	271	135	49.82	N	N	40	N		
Stewart Elementary	6004980	1	465	212	45.59	N	N	41	N		
Lupine Hills Elementary	6097141	1	399	177	44.36	N	N	42	N		
Hercules Middle	6119515	2	673	294	43.68	N	N	43	N		
Hercules High	0730598	3	993	418	42.09	N	N	44	N		
Ellerhorst Elementary	6004733	1	415	172	41.45	N	N	45	N		
Valley View Elementary	6005003	1	335	134	40.00	N	N	46	N		
Harding Elementary	6004782	1	351	124	35.33	N	N	47	N		

2014-15 Title I, Part A Planned School Allocations

Based on information provided in the School Student Counts data collection, the table below provides eligibility and ranking information. For school allocation planning, the LEA has indicated which schools it intended to allocate Title I Part A funds to by entering a check in the Fund column.

School Name	School Code	Grade Span Group	Projected Enrollment	Projected Low Income Students	Low Income %	Eligible	Funding Required	Ranking	Fund Flag	Exception Reason	Comment
Ohlone Elementary	6099717	1	351	112	31.91	N	N	48	N		
Olinda Elementary	6004899	1	328	91	27.74	N	N	49	N		
Hanna Ranch Elementary	6112015	1	487	126	25.87	N	N	50	N		
Madera Elementary	6004840	1	543	98	18.05	N	N	51	N		
Kensington Elementary	6004808	1	521	41	7.87	N	N	52	N		
Vista High (Alternative)	0730325	3	257	0	0.00	N	N	53	N		

West Contra Costa Unified School District
1108 Bissell Avenue
Richmond, California 94801
Office of the Superintendent

ITEM REQUIRING ATTENTION----BOARD OF EDUCATION

To: Board of Education **Meeting Date:** July 9, 2014
From: Mary Phillips **Agenda Item:** CI C.11
Chief Technology Officer
Subject: Data and Wireless for Pinole Valley High School

Background Information:

The District prepared plans and specifications for the technology equipment and services project for the Pinole Valley High School site located at 2900 Pinole Valley Rd., Pinole, CA 94564. The scope of work included providing and configuring switches, VoIP phones, mounting wireless access points and "rack and stack" services ("Project").

The District solicited competitive bids for the Project. The Request For Proposals (RFP) for the Project was advertised on June 9, 2014 and closed June 24, 2014. Three firms submitted bids. NWN was deemed unresponsive because it failed to include SmartNet Maintenance and failed to specify labor costs as specified in the RFP. AEKO Consulting submitted a bid for \$636,762.54. PTI submitted a bid for \$484,585.34.

Based on District staff's evaluation of the bids received, it was determined that the lowest responsive, responsible bid was from PTI.

Recommendation: Ratify the award to the lowest responsive, responsible bidder: PTI

Fiscal Impact: \$484,585.34. Funded from Bond Funds.

DISPOSITION BY BOARD OF EDUCATION

Motion by: _____ Seconded by: _____
Approved _____ Not Approved _____ Tabled _____

West Contra Costa Unified School District
1108 Bissell Avenue
Richmond, California 94801
Office of the Superintendent

ITEM REQUIRING ATTENTION---BOARD OF EDUCATION

To: Board of Education

Meeting Date: July 9, 2014

From: Bruce Harter
Superintendent

Agenda Item: CI C.12 Correction

Subject: Ratification and Approval of Engineering Services Contracts

Background Information:

Contracts have been initiated by staff using previously qualified consulting, engineering, architectural, or landscape architectural firms to assist in completion of the referenced projects. Many of the firms are already under contract and the staff-initiated work may be an extension of the firm's existing contract with the District. Public contracting laws have been followed in initially qualifying and selecting these professionals.

Recommendation:

Ratify and approve contracts.

Fiscal Impact: Total for this action: \$2,053,959. Funding sources are Bond Fund.

DISPOSITION BY BOARD OF EDUCATION

Motion by: _____

Seconded by: _____

Approved _____

Not Approved _____

Tabled _____

**WEST CONTRA COSTA UNIFIED SCHOOL DISTRICT
FACILITIES PLANNING AND CONSTRUCTION**

ENGINEERING & ARCHITECTURAL SERVICES CONTRACTS

Project/Funding	Dates	Firm	Contract Cost	Reference
Coronado Elementary School Campus Replacement Project Bond Measure Funded (PID:1121341-00)	July 2014 through December 2014	RMA Group	\$65,000	Additional Geotechnical Testing and Inspection Services.
Crespi Middle School Gymnasium Building Bond Measure Funded (PID:20610065-00)	June 2014 through August 2014	Construction Cost Management Services	\$10,400	Cost Estimating Services.
Dover Elementary School Parking & Site Improvements Project Bond Measure Funded (PID:1151201-05)	June 2014 through September 2014	Consolidated Engineering Laboratories	\$40,000	Materials Testing and Construction Inspection Services.
El Cerrito High School Stadium Project Bond Measure Funded (PID:3541348-00)	July 2014 through December 2014	RGA Environmental, Inc.	\$5,180	Additional Environmental Engineering Services
El Cerrito High School Stadium Project Bond Measure Funded (PID:3541348-00)	June 2014 through December 2014	Vibro-Acoustic Consultants	\$4,700	Additional Noise Measurements and Mitigation Measures.
El Cerrito High School Stadium Project Bond Measure Funded (PID:3541348-00)	June 2014 through July 2014	MacNair & Associates	\$2,900	Additional Arborist and Horticultural Services.
Gompers / LPS Campus Replacement Project Bond Measure Funded (PID:3581366-05)	June 2014 through August 2014	Mercurial Consulting	\$7,200	Cost Estimating Services.
Harding Elementary School Select Roofing & Exterior Repairs Project Bond Measure Funded (PID:1271223-02)	May 2014 through October 2014	W.J. Robinson & Associates	\$32,291	Construction Management Services.

July 9, 2014

**WEST CONTRA COSTA UNIFIED SCHOOL DISTRICT
FACILITIES PLANNING AND CONSTRUCTION**

ENGINEERING & ARCHITECTURAL SERVICES CONTRACTS

Project/Funding	Dates	Firm	Contract Cost	Reference
Hercules Middle High School New Science Building Project Bond Measure Funded (PID:3761356-00)	July 2014	Kister, Savio & Rei	\$2,493	Additional Topographic Survey Services.
Nystrom Elementary School Modernization Project Bond Measure Funded (PID:1441205-02)		SGI Construction Management, Inc.	\$37,992	Additional Constructability Review Services.
Ohlone Elementary School Interim Campus Project Bond Measure Funded (PID:1461206-02)	June 2014 through September 2014	Smith-Emery	\$25,000	Material Testing and Construction Inspection Services.
Ohlone Elementary School Interim Campus Project Bond Measure Funded (PID:1461206-02)	June 2014 through September 2014	Kleinfelder	\$20,100	Geotechnical Construction Observation and Testing Services.
Pinole Valley High School Detention Basin Bond Measure Funded (PID:3621377-01)	April 2014 through September 2014	Kleinfelder	\$12,000	Geotechnical Construction Observation and Testing Services.
Pinole Valley High School Campus Replacement Project Bond Measure Funded (PID:3621377-05)	June 2014 through August 2014	Mercurial Consulting	\$12,000	Cost Estimating Services.
Portola Middle School Campus Replacement Project Bond Measure Funded (PID:2141103-06)	June 2014 through December 2014	Kleinfelder	\$60,500	Additional Geotechnical Construction Observation and Testing Services.
Various Sites Bond Measure Funded		SGI Construction Management, Inc.	\$175,664	Constructability Review Services.

July 9, 2014

**WEST CONTRA COSTA UNIFIED SCHOOL DISTRICT
FACILITIES PLANNING AND CONSTRUCTION**

ENGINEERING & ARCHITECTURAL SERVICES CONTRACTS

Project/Funding	Dates	Firm	Contract Cost	Reference
Various Sites Bond Measure Funded	July 2014 through June 2015	Jack Schreder & Associates	\$76,050	Facility Needs Assessment, Develop Fee Study, Facilities Master Plan, Mitigation of Future Development Consulting Services.
Various Sites Bond Measure Funded	July 2014 through June 2015	Production Technical Services	\$295,360	Chief District Construction Inspector of Record Services.
Various Sites Bond Measure Funded	July 2014 through June 2015	MLE Capital Management	\$197,592	DSA Inspection Services.
Gompers / LPS Campus Replacement Project Bond Measure Funded (PID: 3581366-05)	July 2014 through June 2015	ABC Inspection Services.	\$197,604	DSA Inspection Services.
Nystrom Elementary School Modernization Project Bond Measure Funded (PID: 1441205-04)	July 2014 through June 2015	MWC & Associates	\$191,533	DSA Inspection Services.
Portola Middle School Campus Replacement Project Bond Measure Funded (PID: 2141103-06)	July 2014 through June 2015	Washington Construction Inspection	\$197,600	DSA Inspection Services.
Various Sites Bond Measure Funded	July 2014 through June 2015	Kris Gilbert Inspection	\$197,600	DSA Inspection Services.
Various Sites Bond Measure Funded	July 2014 through June 2015	Williamson Inspection Services Company	\$187,200	DSA Inspection Services.

July 9, 2014

West Contra Costa Unified School District
1108 Bissell Avenue
Richmond, California 94801-3135
Office of Superintendent of Schools

ITEM REQUIRING ATTENTION --- BOARD OF EDUCATION

To: Board of Education

Meeting Date: July 9, 2014

From: Bruce Harter
Superintendent

Agenda Item: CI C.13

Subject: Approval of Negotiated Change Orders

Background information:

Staff is seeking approval of Change Orders on the following current District construction projects: Coronado ES New School; Helms MS Sports Field & Landscaping. Change Orders are fully executed by the District upon signature by the Superintendent's designee. Board approval is the final step required under state law in order to complete payment and contract adjustment.

In accordance with Public Contract Code 20118.4, the Board, by approving these Change Orders, finds that it would have been futile to publicly bid the work in question because of the tight time frames to complete this work without affecting the operations of the District, and that the public is best served by having this work completed by the contractor on the project.

Recommendation:

Approve negotiated Change Orders as noted.

Fiscal Impact: Total approval by this action: \$76,900.87

DISPOSITION BY BOARD OF EDUCATION

Motion by: _____

Seconded by: _____

Approved _____

Not Approved _____

Tabled _____

July 9, 2014 Change Order Ratification Summary

	Project	Company	Original Contract	Previously Approved CO's	CO's Pending Approval	Change Percent	Total CO's	Total CO Percent of Original Contract	Adjusted New Contract	Change Order Numbers
1	Coronado ES New School	Lathrop Construction Assoc.	\$26,974,910.00	\$57,498.00	\$9,510.00	0.04%	\$67,008.00	0.25%	\$27,041,918.00	3
2	Helms MS Sports Field & Landscaping	Robert A. Bothman, Inc.	\$5,951,048.00	\$395,441.19	\$10,108.73	0.170%	\$462,832.06	7.78%	\$6,413,880.06	14
					\$10,414.19	0.175%				15
					\$1,254.67	0.021%				16
					-\$3,547.73	-0.060%				17
					\$49,161.01	0.826%				18

Total Board Action	\$76,900.87
---------------------------	--------------------

Note: the proposed Board Action is to Approve all Change Orders below ten percent (10%) of the Contract Value.

West Contra Costa Unified School District
1108 Bissell Avenue
Richmond, California 94801
Office of the Superintendent

ITEM REQUIRING ATTENTION---BOARD OF EDUCATION

To: Board of Education **Meeting Date:** July 9, 2014
From: Bruce Harter **Agenda Item:** CI C.14
Superintendent
Subject: Ratification of Staff Awarded Contract: Nystrom Elementary School Modernization Project

Background Information:

Interactive Resources has prepared plans and specifications for the project. Scope of work includes: the modernization of an existing main classroom building, including selective demolition and abatement of existing exterior wood siding, wood trim, molding and reconstruction of the addition connecting the two existing wood framed buildings including but not limited to new concrete slab; new flooring, doors, frames, hardware; new mechanical, plumbing, electrical and low-voltage systems/equipment; in addition to related site work, ac paving, parking improvements, striping, concrete curbs, landscaping, sod playfield and playground equipment/improvements. Also included in this scope is replacement of the fire alarm system in the existing multi-purpose building with a new fire alarm system and demolition of selected temporary structures.

The District will conduct a public bid process for the project. Bids will be opened on July 8th, 2014. Total bid is the sum of base bid and unit pricing.

Determining the award is based on two components; the lump sum base bid and unit cost multiplied by quantities to be determined in the field. This benefits the District by locking in unit pricing to be used in negotiating future change orders. The contract award is only associated with the lump sum base bid.

Recommendation:

Ratify the award to the lowest responsive, responsible bidder at the expiration of the bid protest period.

Fiscal Impact: Funded from Bond Fund.

DISPOSITION BY BOARD OF EDUCATION

Motion by: _____ Seconded by: _____

Approved _____ Not Approved _____ Tabled _____

West Contra Costa Unified School District
1108 Bissell Avenue
Richmond, California 94801
Office of the Superintendent

ITEM REQUIRING ATTENTION---BOARD OF EDUCATION

To: Board of Education **Meeting Date:** July 9, 2014
From: Bruce Harter **Agenda Item:** CI C.15
Superintendent
Subject: Ratification of Staff Awarded Contract: Ohlone Elementary School Playground & Parking Lot Completion Project

Background Information:

Powell & Partners Architects has prepared plans and specifications for the project. Scope of work includes: selective demolition and construction necessary for the Ohlone Elementary School Hardscape Play Area including associated civil, architectural, structural and electrical work as indicated in the Drawings and Specifications. Work in this Contract comprises general construction necessary for the site preparation for new asphalt and concrete paving for completion of the existing parking lot, coating and striping for completion of paving for the existing play area, underground utilities (electrical conduits, storm and fire water), new site lighting, landscaping including concrete planter boxes, irrigation, fencing, a new play structure, a new fire hydrant and In addition the contractor shall provide all electrical and civil installations as shown on the drawings and in the specifications.

The District conducted a public bid process for the project. Bids were opened on July 1st, 2014. Four contractors submitted bids, CWS Construction \$699,000; Maggiora & Ghilotti, Inc. \$794,497; BHM Construction, Inc. \$878,300; WR Forde Associates \$957,000. The apparent lowest responsive, responsible bidder is CWS Construction.

Recommendation:

Ratify the award to the lowest responsive, responsible bidder at the expiration of the bid protest period.

Fiscal Impact: Funded from Bond Fund.

DISPOSITION BY BOARD OF EDUCATION

Motion by: _____ Seconded by: _____
Approved _____ Not Approved _____ Tabled _____

West Contra Costa Unified School District
1108 Bissell Avenue
Richmond, California 94801
Office of the Superintendent

ITEM REQUIRING ATTENTION---BOARD OF EDUCATION

To: Board of Education **Meeting Date:** July 9, 2014
From: Bruce Harter **Agenda Item:** CI C.16
Superintendent
Subject: Williams Lawsuit Complaints Quarterly Report

Background Information:

The Williams Lawsuit requires that a quarterly report be brought before the Board of Education reflecting the number of complaints filed with any school in the district during a particular quarter. This report reflects the time period from April 1, 2014 through June 30, 2014.

Recommendation:

For approval

Fiscal Impact: None

DISPOSITION BY BOARD OF EDUCATION

Motion by: _____ Seconded by: _____

Approved _____ Not Approved _____ Tabled _____



PRINT

RESET

Quarterly Uniform Complaint Form

[Education Code 35186]

District: West Contra Costa Unified School DistrictPerson completing this form: Bruce HarterTitle: Superintendent West Contra Costa Unified School DistrictQuarterly Report Submission Date: *(check one)*☐

April 30, 2014 (Jan-Mar 2014)

☒

July 31, 2014 (Apr-Jun 2014)

☐

October 31, 2014 (Jul-Sep 2014)

☐

January 31, 2015 (Oct-Dec 2014)

Date for information to be reported publicly at governing board meeting: July 9, 2014

Please check the box that applies:

☒

No complaints were filed with any school in the district during the quarter indicated above.

☐

Complaints were filed with schools in the district during the quarter indicated above. The following chart summarizes the nature and resolution of these complaints.

Area of Complaint	Total # of Complaints	# Resolved	# Unresolved
Textbooks and Instructional Materials	0	0	0
Teacher Vacancy or Misassignment	0	0	0
Facilities Conditions	0	0	0
TOTALS	0	0	0

Bruce Harter

Print Name of District Superintendent

Signature of District SuperintendentDate

Please return completed form to Peggy Marshburn, Chief Communications Officer
CCCOE – 77 Santa Barbara Rd. Pleasant Hill, CA 94523
FAX: (925) 942-3454 E-MAIL: pmarshburn@cccoe.k12.ca.us

West Contra Costa Unified School District
1108 Bissell Avenue
Richmond, California 94801
Office of the Superintendent

ITEM REQUIRING ATTENTION---BOARD OF EDUCATION

To: Board of Education **Meeting Date:** July 9, 2014
From: Bruce Harter, Superintendent **Agenda Item:** CI C.17
Subject: Resolution Nos. 01-1415 through 14-1415: Board of Education Annual Resolutions for the 2014-2015 School Year

Background Information:

Approval is recommended of the Board of Education Annual Resolutions Nos. 01-1415 through 14-1415, for the 2014-2015 school year.

Recommendation: Recommend Approval

Fiscal Impact: None

DISPOSITION BY BOARD OF EDUCATION

Motion by: _____ Seconded by: _____

Approved _____ Not Approved _____ Tabled _____

WEST CONTRA COSTA UNIFIED SCHOOL DISTRICT

ANNUAL BOARD RESOLUTIONS

2014 - 2015

Resolution No. 01-1415	Fiscal Agents
Resolution No. 02-1415	Transmittal of Funds
Resolution No. 03-1415	Designation of District Disbursing Officer
Resolution No. 04-1415	Deposits - Collections
Resolution No. 05-1415	Revolving Cash Account
Resolution No. 06-1415	Purchase Order and Contract Signatures
Resolution No. 07-1415	Inter-District Attendance Agreements
Resolution No. 08-1415	Federal and State Projects - Authorized Agents
Resolution No. 09-1415	Real Property for Facility Programs – Authorized Agent
Resolution No. 10-1415	Self-Insured Retention Liability Insurance
Resolution No. 11-1415	State and Federal Surplus Property Program
Resolution No. 12-1415	E-Rate – Authorized Agent
Resolution No. 13-1415	Excused Absence for Religious Instruction
Resolution No. 14-1415	Verification of Illness or Quarantine Absence

WEST CONTRA COSTA UNIFIED SCHOOL DISTRICT

RESOLUTION NO. 01-1415

Fiscal Agents

BE IT RESOLVED by the Board of Education of the West Contra Costa Unified School District and hereby ordered that:

DR. BRUCE HARTER
SUPERINTENDENT

SHERI GAMBA
ASSOCIATE SUPERINTENDENT FOR BUSINESS SERVICES

be authorized as fiscal agents for the West Contra Costa Unified School District effective July 1, 2014.

Superintendent

Associate Superintendent
Business Services

PASSED AND ADOPTED this Ninth day of July 2014 by the Board of Education of the West Contra Costa Unified School District, County of Contra Costa, State of California by the following vote:

AYES:

NOES:

ABSENT:

ABSTAIN:

WEST CONTRA COSTA UNIFIED SCHOOL DISTRICT

RESOLUTION NO. 02-1415

Transmittal of Funds

BE IT RESOLVED by the Board of Education of the West Contra Costa Unified School District and hereby ordered that:

Any **one** of the following persons:

DR. BRUCE HARTER
SUPERINTENDENT

SHERI GAMBA
ASSOCIATE SUPERINTENDENT FOR BUSINESS SERVICES

MARTIN COYNE
EXECUTIVE DIRECTOR, BUSINESS SERVICES/BOND

GERMAINE QUITER
DIRECTOR, BUSINESS SERVICES

DANIELA PARASIDIS
DIRECTOR, BUSINESS SERVICES

be authorized to sign checks drawn on the General Fund Deposit account in the Mechanics Bank, Mira Vista Branch, for payment to the Contra Costa County Treasurer for the purpose of transmitting District funds effective July 1, 2014.

Superintendent

Associate Superintendent, Business Services

Director, Business Services

Executive Director, Business Services/Bond

Director, Business Services

PASSED AND ADOPTED this Ninth day of July 2014 by the Board of Education of the West Contra Costa Unified School District, County of Contra Costa, State of California, by the following vote:

AYES:

NOES:

ABSENT:

ABSTAIN:

WEST CONTRA COSTA UNIFIED SCHOOL DISTRICT

RESOLUTION NO. 03-1415
Designation of District Disbursing Officer

BE IT RESOLVED by the Board of Education of the West Contra Costa Unified School District and hereby ordered that:

DR. BRUCE HARTER
SUPERINTENDENT OF SCHOOLS

be designated as District Disbursing Officer and authorized to sign checks for all District accounts, for all vendor and payroll checks except those manually prepared checks currently referenced in the designated Annual Board Resolution No. 5 effective July 1, 2014.

PASSED AND ADOPTED this Ninth day of July 2014 by the Board of Education of the West Contra Costa Unified School District, County of Contra Costa, State of California, by the following vote:

AYES:

NOES:

ABSENT:

ABSTAIN:

WEST CONTRA COSTA UNIFIED SCHOOL DISTRICT

RESOLUTION NO. 04-1415

Deposits - Collections

BE IT RESOLVED by the Board of Education of the West Contra Costa Unified School District and hereby ordered that:

The Superintendent of Schools of Contra Costa County be authorized to make deposits of collections received by this District, prepare deposit permits for such collections and make statements under oath in connection therewith required by Section 26901 of the Government Code.

IT IS FURTHER RESOLVED AND HEREBY ORDERED that the following persons:

DR. BRUCE HARTER
SUPERINTENDENT

SHERI GAMBA
ASSOCIATE SUPERINTENDENT FOR BUSINESS SERVICES

MARTIN COYNE
EXECUTIVE DIRECTOR, BUSINESS SERVICES/BOND

GERMAINE QUITER
DIRECTOR, BUSINESS SERVICES

DANIELA PARASIDIS
DIRECTOR, BUSINESS SERVICES

are authorized to sign the collection advice certificate requesting County Superintendent to prepare deposit permits for the District effective July 1, 2014.

PASSED AND ADOPTED this Ninth day of July 2014 by the Board of Education of the West Contra Costa Unified School District, County of Contra Costa, State of California, by the following vote:

AYES:

NOES:

ABSENT:

ABSTAIN:

WEST CONTRA COSTA UNIFIED SCHOOL DISTRICT

**RESOLUTION NO. 05-1415
Revolving Cash Account**

BE IT RESOLVED by the Board of Education of the West Contra Costa Unified School District and hereby ordered that:

The Revolving Cash Account be \$70,000 and that any **two** of the following persons be authorized to sign checks drawn on said account:

DR. BRUCE HARTER
SUPERINTENDENT

SHERI GAMBA
ASSOCIATE SUPERINTENDENT FOR BUSINESS SERVICES

MARTIN COYNE
EXECUTIVE DIRECTOR, BUSINESS SERVICES/BOND

GERMAINE QUITER
DIRECTOR, BUSINESS SERVICES

DANIELA PARASIDIS
DIRECTOR, BUSINESS SERVICES

with such expenditures to be ratified by the Board of Education at least once a month effective July 1, 2014.

PASSED AND ADOPTED this Ninth day of July 2014 by the Board of Education of the West Contra Costa Unified School District, County of Contra Costa, State of California, by the following vote:

AYES:

NOES:

ABSENT:

ABSTAIN:

WEST CONTRA COSTA UNIFIED SCHOOL DISTRICT

RESOLUTION NO. 06-1415
Purchase Order and Contract Signatures

BE IT RESOLVED by the Board of Education of the West Contra Costa Unified School District and hereby ordered that:

DR. BRUCE HARTER
SUPERINTENDENT

SHERI GAMBA
ASSOCIATE SUPERINTENDENT FOR BUSINESS SERVICES

DAVID JOHNSTON
DIRECTOR OF GENERAL SERVICES

or designee, be authorized to sign purchase orders and contracts of the West Contra Costa Unified School District that are duly approved or ratified by the Board of Education in its approval of regular monthly report of expenditures effective July 1, 2014.

PASSED AND ADOPTED this Ninth day of July 2014 by the Board of Education of the West Contra Costa Unified School District, County of Contra Costa, State of California, by the following vote:

AYES:

NOES:

ABSENT:

ABSTAIN:

WEST CONTRA COSTA UNIFIED SCHOOL DISTRICT

**RESOLUTION NO. 07-1415
Inter-District Attendance Agreements**

BE IT RESOLVED by the Board of Education of the West Contra Costa Unified School District and hereby ordered that:

DR. BRUCE HARTER
SUPERINTENDENT

or

WENDELL GREER
ASSOCIATE SUPERINTENDENT, K-ADULT OPERATIONS

be authorized to sign all inter-district attendance agreements with other school districts during the fiscal year effective July 1, 2014.

PASSED AND ADOPTED this Ninth day of July 2014 by the Board of Education of the West Contra Costa Unified School District, County of Contra Costa, State of California, by the following vote:

AYES:

NOES:

ABSENT:

ABSTAIN:

WEST CONTRA COSTA UNIFIED SCHOOL DISTRICT

RESOLUTION NO. 08-1415
Federal and State Projects - Authorized Agents

BE IT RESOLVED by the Board of Education of the West Contra Costa Unified School District and hereby ordered that:

DR. BRUCE HARTER
SUPERINTENDENT

or

SHERI GAMBA
ASSOCIATE SUPERINTENDENT FOR BUSINESS SERVICES

or

MARTIN COYNE
EXECUTIVE DIRECTOR, BUSINESS SERVICES/BOND

or

GERMAINE QUITER
DIRECTOR, BUSINESS SERVICES

or

DANIELA PARASIDIS
DIRECTOR, BUSINESS SERVICES

be authorized to act as fiscal agents of the West Contra Costa Unified School District in all matters pursuant to the application of any Federal or State project applications as may be submitted by the District effective July 1, 2014.

Superintendent

Associate Superintendent
Business Services

Executive Director
Business Services/ Bond

Director
Business Services

Director
Business Services

PASSED AND ADOPTED this Ninth day of July 2014 by the Board of Education of the West Contra Costa Unified School District, County of Contra Costa, State of California, by the following vote:

AYES:

NOES:

ABSENT:

ABSTAIN:

WEST CONTRA COSTA UNIFIED SCHOOL DISTRICT

RESOLUTION NO. 09-1415

Real Property for Facility Programs - Authorized Agent

BE IT RESOLVED by the Board of Education of the West Contra Costa Unified School District and hereby ordered that:

DR. BRUCE HARTER
SUPERINTENDENT

SHERI GAMBA
ASSOCIATE SUPERINTENDENT FOR BUSINESS SERVICES

be authorized to sign for real property transactions related to the West Contra Costa Unified School District's facilities program in all matters pursuant to the State School Building Aid Projects.

PASSED AND ADOPTED this Ninth day of July 2014 by the Board of Education of the West Contra Costa Unified School District, County of Contra Costa, State of California, by the following vote:

AYES:

NOES:

ABSENT:

ABSTAIN:

WEST CONTRA COST UNIFIED SCHOOL DISTRICT

RESOLUTION NO. 10-1415
Self-Insured Retention Liability Insurance

BE IT RESOLVED by the Board of Education of the West Contra Costa Unified School District and hereby ordered that:

DR. BRUCE HARTER
SUPERINTENDENT

or

KENNETH WHITEMORE
ASSISTANT SUPERINTENDENT FOR HUMAN RESOURCES

or

SHERI GAMBA
ASSOCIATE SUPERINTENDENT FOR BUSINESS SERVICES

be authorized to settle all District liability claims under a \$50,000 limit as duly negotiated by the District's claims adjuster and the District's legal counsel effective July 1, 2014.

PASSED AND ADOPTED this Ninth day of July 2014 at the Board of Education of the West Contra Costa Unified School District, County of Contra Costa, State of California, by the following vote:

AYES:

NOES:

ABSENT:

ABSTAIN:

WEST CONTRA COST UNIFIED SCHOOL DISTRICT

RESOLUTION NO. 11-1415
State and Federal Surplus Property Program

BE IT RESOLVED by the Board of Education of the West Contra Costa Unified School District and hereby ordered that:

The officials and/or employees of the District whose names, titles and signatures are listed below, shall be and are hereby authorized as District representatives to acquire government surplus property from the California Department of General Services.

NAME	TITLE	SIGNATURE
Luis Freese	Executive Director Maintenance & Operations	_____
David Johnston	Director of General Services	_____
Jim Gant	Warehouse Supervisor	_____
Ken McDaniel	Maintenance Manager	_____

PASSED AND ADOPTED this Ninth day of July 2014 by the Board of Education of the West Contra Costa Unified School District, County of Contra Costa, State of California, by the following vote:

AYES:

NOES:

ABSENT:

ABSTAIN:

**BEFORE THE BOARD OF EDUCATION OF THE
WEST CONTRA COSTA UNIFIED SCHOOL DISTRICT
CONTRA COSTA COUNTY, CALIFORNIA**

RESOLUTION NO. 12-1415

**Authorization to Sign Applications and Associated Documents in Support of Applications
for Eligibility Determination and Funding for E-Rate – Authorized Agent**

BE IT RESOLVED by the Board of Education of the West Contra Costa Unified School District and hereby ordered that:

Bruce Harter, Superintendent of Schools

Sheri Gamba, Associate Superintendent, Business Services

Mary Phillips, Chief Technology Officer

be authorized to sign for, authorize, and execute all transactions related to the E-Rate program as administered by the Schools and Libraries Division (SLD) of the Universal Service Administrative Company (USAC) which was set up in 1997 when the Federal Communications Commission (FCC) adopted a Universal Service Order implementing the Telecommunications Act of 1996.

PASSED AND ADOPTED by the Governing Board of the West Contra Costa Unified School District, this Tenth day of July, 2013, by the following vote:

AYES: _____ NOES: _____ ABSENT: _____ ABSTAIN: _____

President, Board of Education

Clerk, Board of Education

WEST CONTRA COSTA UNIFIED SCHOOL DISTRICT

RESOLUTION NO. 13-1415
Excused Absence for Religious Instruction

BE IT RESOLVED by the Board of Education of the West Contra Costa Unified School District and hereby ordered that:

In accordance with Education Code §46014, pupils, with written consent of their parents or guardian, may be excused from school in order to participate in religious exercise or to receive moral and religious instruction at their respective places of worship or at other suitable places away from school property designated by the religious group, church, or denomination subject to the following conditions:

1. Each pupil so excused shall attend school at least the minimum school day for his/her grade.
2. No pupil shall be excused from school for such purposes on more than four (4) days per school month.

PASSED AND ADOPTED this Ninth day of July 2014 by the Board of Education of the West Contra Costa Unified School District, County of Contra Costa, State of California, by the following vote:

AYES:

NOES:

ABSENT:

ABSTAIN:

WEST CONTRA COSTA UNIFIED SCHOOL DISTRICT

RESOLUTION NO. 14-1415
Verification of Illness or Quarantine Absence

BE IT RESOLVED by the Board of Education of the West Contra Costa Unified School District and hereby ordered that:

Any of the following employees of the District shall make verification of illness or quarantine absence:

1. Superintendent
2. School or Public Health Nurse
3. Guidance Consultant
4. Physician
5. Principal
6. Teacher
7. Attendance Supervisor (5CCR421)
8. School Secretary or Clerk or other qualified employee assigned by the District Superintendent or Principal to make verification.

Verification of illness or quarantine absence shall be made by any of the following procedures:

1. By telephone conversation giving complete information:
 - a. Name of person being called
 - b. Name of pupil concerned
 - c. Name of authorized school person receiving or placing call
 - d. Date of call
 - e. Date of absence
2. By written note from parents
3. By visiting the pupil's home or by other reasonable method which establishes the fact that the pupil was actually ill or quarantined.

PASSED AND ADOPTED this Ninth day of July 2014 by the Board of Education of the West Contra Costa Unified School District, County of Contra Costa, State of California, by the following vote:

AYES:

NOES:

ABSENT:

ABSTAIN:

West Contra Costa Unified School District
1108 Bissell Avenue
Richmond, California 94801
Office of the Superintendent

ITEM REQUIRING ATTENTION----BOARD OF EDUCATION

To: Board of Education **Meeting Date:** July 9, 2014
From: Sheri Gamba **Agenda Item:** D.1
Associate Superintendent Business Services
Subject: Update on the Impact of the Assessed Valuation for 2014-15 on Bond Finance

Background Information:

Last week Contra Costa County released the assessed valuation for each of the cities and the county areas within the West Contra Costa School District. That reports shows an increase of nearly 11% over the 2013-14 valuation and will have significant impact on the District bond finance program. Financial advisors from KNN Public Finance will present an overview the possible impact of the assessed valuation growth.

Recommendation:

For information only

Fiscal Impact: None

DISPOSITION BY BOARD OF EDUCATION

Motion by: _____ Seconded by: _____
Approved _____ Not Approved _____ Tabled _____

West Contra Costa Unified School District
1108 Bissell Avenue
Richmond, California 94801
Office of the Superintendent

ITEM REQUIRING ATTENTION----BOARD OF EDUCATION

To: Board of Education

Meeting Date: July 9, 2013

From: Bruce Harter
Superintendent

Agenda Item: F.1

Subject: Renaming of Portola as Fred Korematsu Middle School

Background Information:

At the April 23, 2014 meeting, Mr. James Ghidella, at the request of President Ramsey, spoke to the Board during public comment to suggest that the Board consider renaming Portola Middle as the Fred Korematsu Middle School. Mr. Ghidella, a 1964 graduate of El Cerrito High School, provided an extensive rationale for the honoring the remembrance of Fred Korematsu. President Ramsey appointed Madeline Kronenberg and Randy Enos as committee members to consider the possibility of renaming Portola in honor of Fred Korematsu. When Ms. Kronenberg was unable to serve, Mr. Ramsey assigned himself to serve on the committee and named Mr. Ghidella as chair.

The committee conducted four public hearings:

June 10: Madera Elementary School

June 17: Fairmont Elementary School

June 26: Harding Elementary School

July 1: Stege Elementary School

Each of the meetings was well attended. Additionally, a postcard was mailed to all in the Portola attendance area and Connect Ed (autodailer) messages were sent to families of current and future students.

At the end of the July 1 public hearing, the committee voted unanimously to recommend that Portola be renamed as Fred T. Korematsu Middle School.

Recommendation:

That the Board consider the renaming committee's recommendation.

Fiscal Impact: None

DISPOSITION BY BOARD OF EDUCATION

Motion by: _____

Seconded by: _____

Approved _____

Not Approved _____

Tabled _____

West Contra Costa Unified School District
1108 Bissell Avenue
Richmond, California 94801
Office of the Superintendent

ITEM REQUIRING ATTENTION---BOARD OF EDUCATION

To: Board of Education

Meeting Date: July 9, 2014

From: Bruce Harter
Superintendent

Agenda Item: F.2

Subject: Authorize Construction on Valley View Elementary

Background Information:

The architectural work is nearing completion and the project has been released by the Division of State Architect for the Valley View Elementary School rebuilt.

Recommendation:

That the Board authorize the initiation of construction on the Valley View project.

Fiscal Impact: \$54,400,000

DISPOSITION BY BOARD OF EDUCATION

Motion by: _____

Seconded by: _____

Approved _____

Not Approved _____

Tabled _____

West Contra Costa Unified School District
1108 Bissell Avenue
Richmond, California 94801
Office of the Superintendent

ITEM REQUIRING ATTENTION----BOARD OF EDUCATION

To: Board of Education

Meeting Date: July 9, 2014

From: Bruce Harter
Superintendent

Agenda Item: G.1

Subject: Project Status Report

Background Information:

The following are provided for review of Facilities Planning and Construction in the District's Bond Program and for information regarding individual projects:

- Engineering Officer's Report
- Construction Status Reports
- DeAnza Career Technology Building
- Richmond Swim Center

Recommendation:

For information only

Fiscal Impact: None

DISPOSITION BY BOARD OF EDUCATION

Motion by: _____

Seconded by: _____

Approved _____

Not Approved _____

Tabled _____

PROJECT STATUS REPORT

Coronado Elementary School - Reconstruction

Period Ending: 6/25/2014

Scope: Reconstruction Project

Construction Status:

Architect: WLC Architects
 Project Manager: Cary Talbott, SGI Construction Management
 Project Engineer: Marcus Blackmon, Amanco, Inc.
 Contractor: Lathrop Construction Associates
 Inspector: Kris Gilbert
 WCCUSD Mgr: Andrew Mixer

Contract Status:

Notice to Proceed:	1/6/2014			
		Original	Approved	Projected
Construction Schedule (days):	510			
Original Completion Date:	5/31/2015			
Projected Completion:	5/31/2015			

Buildings:

Building A	Administration
Building C	Classrooms
Building K	Classrooms
Building M	Multi-Purpose Room

Progress This Period:

- Building A
- Steel Staircase Installed; Structural Steel Erection Complete; Framing (Walls, Floor); Fireproofed Steel Columns Commenced Wall Layout; Set Wall Sill Plates; Steel Columns Erected; Commence Wood Framing (Interior & Exterior) Walls.
- Building C
- Wall Framing (Wall Ply, Joists, etc.) Roof Framing & Ceilings & Soffits.
- Building K
- Steel Columns Set; Wall Plates Set; Framing & Wall Ply Installation.
- Building M
- Framing.
- Site Work
- Storm Drain Piping Installation, Grading & Formwork for New Perimeter Sidewalk.
 - Existing Sidewalk Demo.

Anticipated Progress Next Period:

- Building A
- Framing and Commence Wall Ply Install.
- Building C
- Framing; Install Roof Ply; Ceilings & Soffits.
- Building K
- Set Wall Plates; Frame Walls & Install Wall Ply.
- Building M
- Roof Framing & Ceilings/Soffits; Sheet Low Roof & Electrical Rough-in
- Site Work
- AB at Parking Lot & Sidewalks; Form & Place Sidewalk; Form & Place North Parking Lot.

Schedule Assessment/Update:

Construction Duration (Calendar Days):	510
Construction Calendar Days Elapsed:	170
Construction Calendar Days Remaining:	340
Percent of Construction Completed	33%

Percentage of Work Done	33%	Total Project
--------------------------------	------------	----------------------

Proposed Changes:

General Comment:

Project is on Schedule.

Progress Photos: 6/25/2014



Building A Staircase



Building C Classroom Framing



Building M Framing Exterior Ply

PROJECT STATUS REPORT

Dover Elementary School - Parking Improvement & Site Work Period Ending: 6/25/2014

Scope: Parking Improvements and Site Work Phase 2

Construction Status:

Architect: HY Architects
Project Manager: Gabriel Fortich, SGI Construction Management
Project Engineer: Shawn Firzgibbons, SGI Construction Management
Contractor: EVRA Construction
Inspector: Kris Gilbert
WCCUSD Mgr: Eduardo Donoso

Contract Status:

Notice to Proceed:	6/16/2014	Original	Approved	Projected
Construction Schedule (days):	60			
Original Completion Date:	8/15/2014			
Projected Completion:	8/15/2014			

Buildings:

Parking Improvements and Site Work Phase 2

Progress This Period:

- Layout for parking improvements
- Demo for parking improvements

Anticipated Progress Next Period:

- Irrigation installation
- Excavation for electrical trench

Schedule Assessment/Update:

Construction Duration (Calendar Days):	60
Construction Calendar Days Elapsed:	10
Construction Calendar Days Remaining:	50
Percent of Construction Completed:	16%

Percentage of Work Done	16%	Total Project
--------------------------------	------------	----------------------

Proposed Changes:

General Comment:

Project is on schedule.

Progress Photos: 6/25/2014



Demo for parking improvements



Layout for parking improvements



Layout for parking improvements

PROJECT STATUS REPORT

Downer Elementary School - Playfield Renovations

Period Ending: 6/25/2014

Scope: Playfield Renovations

Construction Status:

Architect: BCA Architects
 Project Manager: Gabriel Fortich, SGI Construction Management
 Project Engineer: Shawn Firzgibbons, SGI Construction Management
 Contractor: Maggiora & Ghilotti, Inc.
 Inspector: Man Wah Cheng
 WCCUSD Mgr: Eduardo Donoso

Contract Status:

Notice to Proceed:	5/19/2014			
		Original	Approved	Projected
Construction Schedule (days):	180			
Original Completion Date:	11/15/2014			
Projected Completion:	11/15/2014			

Buildings:

Playfield Renovations

Progress This Period:

- Demo AC
- Stockpile material for off-haul
- Irrigation of irrigation lines
- Install concrete curb

Anticipated Progress Next Period:

-
- Off-haul stockpiled material
- Import topsoil
- Install electrical
-

Schedule Assessment/Update:

Construction Duration (Calendar Days):	180
Construction Calendar Days Elapsed:	30
Construction Calendar Days Remaining:	150
Percent of Construction Completed:	16%

Percentage of Work Done	16%	Total Project
--------------------------------	------------	----------------------

Proposed Changes:

General Comment:

Project is on schedule.

Progress Photos: 6/25/2014



Irrigation trench excavated



Forms for placement of concrete for curb



Material stockpiled for off-haul

PROJECT STATUS REPORT

El Cerrito High School - Stadium

Period Ending: 6/25/2014

Scope: Stadium

Construction Status:

Architect: WLC Architects
Project Manager: Hector DeLeon, SGI Construction Management
Project Engineer: Maria Zupo, SGI Construction Management
Contractor: Wright Contracting, Inc.
Inspector: Kris Gilbert, WCCUSD
WCCUSD Mgr: Andrew Mixer

Contract Status:

Notice to Proceed:	1/27/2014		
	Original	Approved	Projected
Construction Schedule (days):	608	0	608
Original Completion Date:	9/27/2015		
Projected Completion:	9/27/2015		

Buildings:

Progress This Period:

- Ashbury drilled piers.
- Rebar & footing northern portion..
- Drilled piers at Building C, the scoreboard post piers and the retaining wall behind Building B.
- Pads and footing excavations Building A and D.
- Retaining wall rebar on south eastern section of the lower Colusa wall adjacent to the field area.
- Underground utilities.

Anticipated Progress Next Period:

- All footing for the lower retaining wall at Ashbury and Colusa.
- Rebar in footing for Building A and D.
- The lagging and excavation of the retaining wall behind building C and B for preparation of the building pads and foundations.

Schedule Assessment/Update:

Construction Duration (Calendar Days):	608
Construction Calendar Days Elapsed:	149
Construction Calendar Days Remaining:	459
Percent of Construction Completed:	22%

Percentage of Work Done	22%	Total Project
--------------------------------	------------	----------------------

Proposed Changes:

General Comment:

Project is on schedule.

Progress Photos: 6/25/2014



Ashbury retaining wall rebar installation ready for concrete.



Ashbury retaining wall footing adjacent to tennis courts



Lower Colusa Ave. retaining wall rebar installation

PROJECT STATUS REPORT

Gompers and LPS Richmond Schools - New Construction

Period Ending: 6/25/2014

Scope: New Construction

Construction Status:

Architect: HMC Architects
Project Manager: Gregory Smith, SGI Construction Management
Project Engineer: Supriya Shrestha, SGI Construction Management
Contractor: Lathrop Construction Associates, Inc.
Inspector: Roy Moreno, ABC Inspections, Inc.
WCCUSD Mgr: Andrew Mixer

Contract Status:

Notice to Proceed:	08/20/2012
	Original Approved Projected
Construction Schedule (days):	1,090
Original Completion Date:	08/15/2015
Projected Completion:	08/15/2015

Buildings:

Building A	Leadership Public Schools
Building B	Shared Gymnasium
Building C	Gompers High School

Progress This Period:

- Building A
- Plaster & trim
 - Windows curtain wall
 - Interior walls framed; framing ceilings & hanging drywall
 - Electrical & mechanical rough in
 - HVAC Units
- Building B
- Exterior insulation board
 - Sheet metal trim & waterproofing
 - Interior walls, framing ceilings & drywall
 - Roofing
- Building C
- Exterior wall metal trim and ribbon windows
 - Interior walls framing & ceiling framing
 - Electrical panels & air conditioning ducts
- Site
- Underground water lines
 - Utility yard preparing for electrical equipment

Anticipated Progress Next Period:

- Building A
- Gyp Board Class Room Walls on 2nd Floor.
 - Lath Toilet Room Walls.
- Building B
- Install Curtain Walls & Ribbon Window.
 - Pull in Wire in Conduits.
- Building C
- Install Curtain Wall Framing / Glass.
 - Framing Ceiling & Soffits.

Schedule Assessment/Update:

Construction Duration (Calendar Days):	1,090
Construction Calendar Days Elapsed:	676
Construction Calendar Days Remaining:	414
Percent of Construction Completed:	60%

Percentage of Work Done	60%	Total Project
-------------------------	-----	---------------

Proposed Changes:

General Comment:

Project is on schedule.

Progress Photos: 6/25/2014



Building A - Window Installation at South West Side



Building B - Roofing Complete



Building C - Interior Framing

PROJECT STATUS REPORT

Kennedy High School - Science Wing Renovation

Period Ending: 6/25/2014

Scope: Science Wing Renovation

Construction Status:

Architect: Powell & Partners
Project Manager: Herman Blackmon Jr., Amanco, Inc.
Project Engineer:
Contractor: BHM Construction
Inspector: Brad Williamson
WCCUSD Mgr: Andrew Mixer

Contract Status:

Notice to Proceed:	9/16/2013	Original	Approved	Projected
Construction Schedule (days):	365			
Original Completion Date:	9/16/2014			
Projected Completion:	9/16/2014			

Buildings:

Building 400 Kennedy High School

Progress This Period:

- Installing Parapet Flashing
- Installed Glazing and Panels
- Clean & Finish

Anticipated Progress Next Period:

- Install Projector
- Punch List

Schedule Assessment/Update:

Construction Duration (Calendar Days):	365
Construction Calendar Days Elapsed:	282
Construction Calendar Days Remaining:	83
Percent of Construction Completed:	92%

Percentage of Work Done	92%	Total Project
-------------------------	-----	---------------

Proposed Changes:

General Comment:

Project is on schedule.

Progress Photos: 6/25/2014



Parapet Flashing



Room 410 Workstation Area



Sidelight Glazing and Panel

PROJECT STATUS REPORT

Montalvin Elementary School - New Classroom Building

Period Ending: 6/25/2014

Scope: New Classroom Building & Site Work

Construction Status:

Architect: Baker Vilar Architects
Project Manager: Paul Orr, SGI Construction Management
Project Engineer:
Contractor: W. A .Thomas, Inc.
Inspector: Mark Eriksen
WCCUSD Mgr: Eduardo Donoso

Contract Status:

Notice to Proceed:	2/3/2014		
	Original	Approved	Projected
Construction Schedule (days):	270	0	0
Original Completion Date:	10/31/2014		
Projected Completion:	10/31/2014		

Buildings:

New Classroom Building & Site Work

Progress This Period:

New Classroom Building:

- Rough framing
- Electrical rough
- Exterior shear plywood
- Interior wall framing

Site Work & Play Yards:

- Fire water line
- Domestic water point of connection.
- Gas lines connections
- Electrical trenching and conduit rough in
- Sanitary sewer line

Anticipated Progress Next Period:

- Roof framing to continue.
- Exterior weather barriers & rough plumbing
- Rough electrical

Schedule Assessment/Update:

Construction Duration (Calendar Days):	270
Construction Calendar Days Elapsed:	106
Construction Calendar Days Remaining:	164
Percent of Construction Completed:	25%

Percentage of Work Done	25%	Total Project
--------------------------------	------------	----------------------

Proposed Changes:

General Comment:

Project is on schedule.

Progress Photos: 6/25/2014



PROJECT STATUS REPORT

Ohlone Elementary School - West Campus

Period Ending: 6/25/2014

Scope: Ground up Construction of 2 buildings, landscaping and play grounds. Phase I & II.

Construction Status:

Architect: Powell & Partners
Project Manager: Sonya Perkins, SGI Construction Management
Project Engineer: Lisa Nagai, SGI Construction Management
Contractor: Zovich Construction
Inspector: Mark Eriksen
WCCUSD Mgr: Ferdinand Vergeire

Contract Status:

Notice to Proceed:	08/01/2011		
	Original	Approved	Projected
Construction Schedule (days):	720		1,151
Original Completion Date:	7/21/2013		
Projected Completion:	6/30/2014		

Buildings:

Bldg. A	New Construction- 2 Story Bldg. / Admin & Classrooms
Bldg. B	Classrooms & Restrooms

Progress This Period:

Building A:

- Punch list
- Fire Alarm Testing
- Move from existing campus
- Computer tables delivery & set up

Building B:

- Fire Alarm Testing
- Move from existing campus
- Computer tables delivery & set up
- Punch list
- Phase 2 Abatement & Demo

Anticipated Progress Next Period:

- Completed Phase 1
- Phase 2 - Hardscape to commence for new play ground

Schedule Assessment/Update:

Construction Duration (Calendar Days):	720
Construction Calendar Days Elapsed:	648
Construction Calendar Days Remaining:	72
Percent of Construction Completed:	97%

Percentage of Work Done	97%	Total Project
-------------------------	-----	---------------

Proposed Changes:

General Comment:

Progress Photos: 6/25/2014



Phase 2 Demo



Fire Rated Window @ Admin Office



Classroom Computer Tables

PROJECT STATUS REPORT

Pinole Middle School - Soccer & Football Fields

Period Ending: 6/25/2014

Scope: Soccer & Football Fields

Construction Status:

Architect: Powell & Partners
 Project Manager: Toby Black, SGI Construction Management
 Project Engineer:
 Contractor: Roebbelen Construction
 Inspector: Brad Williams, Wisco
 WCCUSD Mgr: Eduardo Donoso

Contract Status:

Notice to Proceed:	5/19/2014		
	Original	Approved	Projected
Construction Schedule (days):	284		
Original Completion Date:	2/27/2015		
Projected Completion:	2/27/2015		

Buildings:

Landscape, Field & Track
 Restroom Building
 Fire Lane

Progress This Period:

- Grubbing of all required vegetation
- Demolition of existing features and site utilities
- Over-excavating/stockpiling of material
- Rough grading
- Surveying and grade staking

Anticipated Progress Next Period:

- Rough grading
- Installation of new utilities
- Building pad @ Restroom Building
- Footing layout @ Restroom Building
- Excavation for footings @ Restroom Building
- Underground Electrical Rough-in to Building
- Plumbing Rough-in to Building

Schedule Assessment/Update:

Construction Duration (Calendar Days):	284
Construction Calendar Days Elapsed:	38
Construction Calendar Days Remaining:	246
Percent of Construction Completed:	3%

Percentage of Work Done	3%	Total Project
--------------------------------	-----------	----------------------

Proposed Changes:

General Comment:

Project is on schedule.

Progress Photos: 6/25/2014



Over-excavation & Stockpiling



Soccer Field Utility Demolition



Storm Drain Piping

PROJECT STATUS REPORT

Pinole Valley High School - Interim Campus Site Work

Period Ending: 6/30/2014

Scope: Installation and connection of portable buildings; site improvements and furnishings.

Construction Status:

Architect: WLC Architects, Inc.
 Project Manager: Eddie Law, SGI Construction Management
 Project Engineer: Verna Van, SGI Construction Management
 Contractor: JUV, Inc.
 Inspector: Mark Eriksen
 WCCUSD Mgr: Eduardo Donoso

Contract Status:

Notice to Proceed:	4/7/2014		
	Original	Approved	Projected
Construction Schedule (days):	130	0	0
Original Completion Date:	8/15/2014		
Projected Completion:	8/15/2014		

Buildings:

Progress This Period:

- Set-up and installation of modular buildings at interim campus main
- Skirting at portable ramps and landings
- Asphalt concrete transition layout at ramps
- Power, fire alarm and low voltage rough-in at portables
- Concrete pour of footings at shade structure
- Installation of power lines at aerial poles
- Installation of secondary transformers
- Installation of switchgear at utility pad
- Footing, formwork and concrete pour of retaining walls
- Excavation and trenching for stairs at sloped plateau
- Formwork for retaining wall at sloped plateau
- Directional boring for underground utilities

Anticipated Progress Next Period:

- Set-up and installation of modular buildings at plateau
- Skirting at ramps and landings
- Power, fire alarm and low voltage rough-in at portables
- Installation of retaining walls at walkway and plateau
- Installation of underground utilities
- Installation of power lines
- Installation of plumbing connections
- Installation of shade structure
- Installation of utility pad
- Begin move-in

Schedule Assessment/Update:

Construction Duration (Calendar Days):	130
Construction Calendar Days Elapsed:	79
Construction Calendar Days Remaining:	51
Percent of Construction Completed:	50%

Percentage of Work Done	50%	Total Project
--------------------------------	------------	----------------------

Proposed Changes:

General Comment:

Project is on schedule.

Progress Photos: 6/30/2014



Aerial Poles - Installation of Power Lines



Footing for Retaining Wall at Plateau



Shade Structure - Footings

PROJECT STATUS REPORT

Pinole Valley High School - Off-site Parking and Traffic

Period Ending: 6/25/2014

Scope: Offsite Parking and Traffic

Construction Status:

Architect: Matt Rei
Project Manager: Gabriel Fortich, SGI Construction Management
Project Engineer: Shawn Firzgibbons, SGI Construction Management
Contractor: Maggiora & Ghilotti, Inc.
Inspector:
WCCUSD Mgr: Eduardo Donoso

Contract Status:

Notice to Proceed:	6/9/2014	Original	Approved	Projected
Construction Schedule (days):	60			
Original Completion Date:	8/15/2014			
Projected Completion:	8/15/2014			

Buildings:

Offsite Parking & Traffic

Progress This Period:

- Demo AC at Church and Library
- Earthwork at Church and Library

Anticipated Progress Next Period:

- Grade paving
- Concrete placement
- Electrical installation

Schedule Assessment/Update:

Construction Duration (Calendar Days):	60
Construction Calendar Days Elapsed:	14
Construction Calendar Days Remaining:	46
Percent of Construction Completed:	30%

Percentage of Work Done	30%	Total Project
-------------------------	-----	---------------

Proposed Changes:

General Comment:

Project is on schedule.

Progress Photos: 6/25/2014



Demo of AC, Concrete at Library



Grading at Church and SWPPP BMPs



Grading at Library

PROJECT STATUS REPORT

Portola Middle School - New Campus

Period Ending: 6/30/2014

Scope: New Campus Project

Construction Status:

Architect: HY Architects
Project Manager: Jose Chapa, SGI Construction Management
Project Engineer: Rene Barrera, SGI Construction Management
Contractor: Arntz, Builders, Inc.
Inspector: Steve Cayson
WCCUSD Mgr: Ferdie Vergeire

Contract Status:

Notice to Proceed:	5/13/2013			
		Original	Approved	Projected
Construction Schedule (days):	960			
Original Completion Date:	12/29/2015			
Projected Completion:	12/29/2015			

Buildings:

Building A	Administration/Classrooms
Building B	Gymnasium
Building C	Classrooms
Building D	Multipurpose

Progress This Period:

- Building A Basement MEP Rough-in & Exterior Plaster
- Building B Roof Deck & Locker Restroom Concrete Curb
- Building C Structural Steel
- Building D Exterior DensGlass

Anticipated Progress Next Period:

- Building A Interior Door Frames & MEP Bathroom area
- Building B Interior Framing & Pour Exterior Stairs
- Building C Structural Steel 3rd Level
- Building D Interior Drywall & Exterior Air Barrier

Schedule Assessment/Update:

Construction Duration (Calendar Days):	960
Construction Calendar Days Elapsed:	408
Construction Calendar Days Remaining:	552
Percent of Construction Completed:	41%

Percentage of Work Done	41%	Total Project
-------------------------	-----	---------------

Proposed Changes:

General Comment:

Project is on schedule.

Progress Photos: 6/30/2014



Building D Exterior DensGlass



Building C Structural Steel



Building A East Exterior Plaster

PROJECT STATUS REPORT

Kennedy High School - Richmond Swim Center

Period Ending: 6/25/2014

Scope: Richmond Swim Center at Kennedy High

Construction Status:

Architect: Architects MA
Project Manager: Herman Blackmon Jr., Amanco, Inc.
Project Engineer:
Contractor: Arntz Builders, Inc.
Inspector: Brad Williamson
WCCUSD Mgr: Andrew Mixer

Contract Status:

Notice to Proceed:	4/28/2014	Original	Approved	Projected
Construction Schedule (days):	365			
Original Completion Date:	4/28/2015			
Projected Completion:	4/28/2015			

Buildings:

Buildings A, B, C

Progress This Period:

- Demolished Roof
- Demolishing Main Pool
- Building Abatement

Anticipated Progress Next Period:

- Demolish Outdoor Pool and Deck
- Connect to Existing Sewer Line
- Test and Inspect Roof

Schedule Assessment/Update:

Construction Duration (Calendar Days):	365
Construction Calendar Days Elapsed:	58
Construction Calendar Days Remaining:	307
Percent of Construction Completed:	16%

Percentage of Work Done	16%	Total Project
-------------------------	-----	---------------

Proposed Changes:

General Comment:

Project is on schedule.

Progress Photos: 6/25/2014



Demolished Roof and Wrapped Glulams



Indoor Pool Demolition



Pre-Inspection Roof Sheathing

PROJECT STATUS REPORT

Verde Elementary School - Circulation & Parking Improvements

Period Ending: 6/25/2014

Scope: Circulation and Parking Improvements

Construction Status:

Architect: CCE Architects
Project Manager: Gabriel Fortich, SGI Construction Management
Project Engineer: Shawn Firzgibbons, SGI Construction Management
Contractor: Bay Cities Paving & Grading
Inspector:
WCCUSD Mgr: Eduardo Donoso

Contract Status:

Notice to Proceed:	6/9/2014	Original	Approved	Projected
Construction Schedule (days):	45			
Original Completion Date:	7/24/2014			
Projected Completion:	7/24/2014			

Buildings:

Parking Improvements and Site Work Phase 2

Progress This Period:

- Demo of AC

Anticipated Progress Next Period:

- Rough Grading
- Installation of Storm Drain

Schedule Assessment/Update:

Construction Duration (Calendar Days):	45
Construction Calendar Days Elapsed:	15
Construction Calendar Days Remaining:	30
Percent of Construction Completed:	33%

Percentage of Work Done	33%	Total Project
-------------------------	-----	---------------

Proposed Changes:

General Comment:

Project is on schedule.

Progress Photos: 6/25/2014



Demo



Demo



Demo