

Kindergarten Orientation 2020



Welcome to the Lupine Hills Community

Class of 2033

You will learn about what to expect as a parent and how to help your child transition into Kindergarten.

“

Quick note about
Distance learning:

This year, we are moving to a


Distance learning

format. This is a new process for all of us. We are currently finalizing our plans for implementation, including daily schedules, learning platforms and applications. We will send out further information as soon as we have it ready for you.

Contents

- Introductions
- What will my child be learning
- How to get ready
- How to get involved and connect
- When do we start?


Introductions



Hello!

I am Poppy Sheldon.
I am the new principal at
Lupine Hills Elementary

You can find me at:
psheldon@wccusd.net



Allow me to Introduce our TK and Kindergarten Teachers

TK/Crystal Turner Room A107

Jennifer Hague Room B102

Kim Dauer-Sargentini w/
Debbie Antonio Room B108

Emily Earl Room 101



What will my
child be
learning?



Clever

Clever is the Portal the district uses that holds all of the apps students will need during Distance Learning.

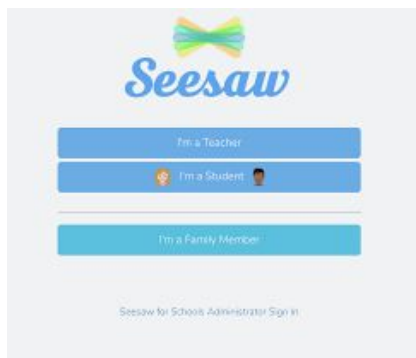
When you pick up your child's tablets/materials, you will be given a badge and login page that will take you to Clever.

Once your child is in Clever they can access all of the apps they will need to learn.



Learning Platforms

Grades TK-2nd



Grades 3-5



Kindergarten Learning

In Kindergarten, we strive to meet the social, emotional and academic needs of students through:

- Kindergarten curriculum
- Character education (social emotional learning, responsibility, caring, safety, etc.)

These will be a focus during our Distance Learning curriculum

Kindergarten Learning


When we return from Distance Learning to the classroom ...

- Exploration and structured play
- Lunch and recess with peers
- Buddy classes with older elementary students
- District approved field trips

Kindergarten Curriculum

- Our kindergarten curriculum is guided by state and national standards
- Math
- Reading/Writing
- Art, Computers and music
- Library
- PE
- Science
- Social Studies

How can I get
my child
ready?



Kindergarten School Readiness

- As your child enters school, these skills and activities will prepare them to participate productively in a classroom.
 - Following two-step directions
 - Using good manners
 - Sharing and taking turns
 - Using the bathroom independently
 - Washing your own hands
 - Managing strong emotions
 - Operating zippers, shoelaces, and buttons
 - Taking responsibility for your own actions (ex: if you spill something, you clean it up).

Kindergarten School Readiness

- Continued
 - Teach responsibility by assigning small age appropriate chores such as helping water plants, bringing clothes to the laundry room, refilling pet dishes, picking up toys, etc.
 - Establish routines—Schedules are part of life at school and at home. Planning regular daily activities such as snack time or bedtime will help your child get used to routines.
 - Teach your child to be safe. Be sure he/she/they knows and can tell his/her/their first and last name, street address, and phone number.

Preparing Your Kindergartener

While your child is at home prior to starting Distance Learning, you can work on these skills:

- Proper pencil grip
- Practice with scissors
- Practice using glue sticks
- Writing name correctly
- Counting to 20 & recognizing numbers 1-10
- Recognizing his/her/their own name
- Listen to stories, look at books
- Practice recognizing letters, sound, and numbers
- Having conversations

Getting Ready for Kindergarten


Before the First Day

Keep a positive attitude.

If you look forward to the first day of school, your child will probably do the same. If you are having concerns, let the teacher know about them.

Even if we are starting the school year online, ...

Get
Involved!



Get Involved: In the class



- Communicate with teachers about how you can help with the class.
- Sign up for email updates
- Teachers are receptive to families talking about how they can support the class.


Get Involved: Parent Organizations

LUPINE HILLS PTA



PTA is an important part of our community and we could not function without them. Sign up asap! Click on the image above for more information

Get
connected!



Get Connected

Many ways for you to communicate with the school and your teachers and receive information.

- Phone (510) 231-1141
- Parent Link (“robo call” & text & emails & app)
- Lupine Hills [Website](#)
- Peachjar (emailed fliers)
- Ask teachers for their preferred communication
- Electronic Board (in front of the school)

Get Connected: Stay Connected

Make sure we have your correct phone numbers and emails to ensure you get timely information.

To the Parent/Guardian of:
Hercules, CA 94547

Instructions for Parent/Guardian Access to PowerSchool

Parents and guardians can access multiple students with one login, and can retrieve their own login information if they forget the password or username. Each parent or guardian can have their own account.

Parents and guardians need to create their own username and password to access their students' information, and an email address is required. If a school has given your student their own username and password for PowerSchool, they will use that to login themselves. You can also use the student username and password if you do not want to supply an email address.

Instructions for creating your new username and logging into PowerSchool.

1. Open your Web browser to wccusd.powerschool.com
2. Click the Create Account tab
3. When the Create Parent Account page appears, enter these required fields:
Your first name
Your last name
Your email address
Your desired Username, using letters and numbers
It must be unique, CANNOT be an email address, and will be CaSe-Sensitive
If the name you choose already exists, you will be prompted to enter a different one after you click Enter
Your desired password
It must be at least 6 characters long (use only letters and numbers), and will be CaSe-Sensitive
Re-enter your password on the next line
6. Enter your student's name.
7. Enter Access ID: 404170
8. Enter Access Password: R8RTBQ3M
9. Choose YOUR relationship to :g., Mother or Father
10. If you have an Access IDs and Passwords for other students, you may enter them on the next lines.
11. When all student information has been completed, click Enter.
12. If successful, you will be directed to the login screen. If you receive an error message, you will need to correct the error(s) AND re-enter the Access Password for each student listed


If you desire more than one parent/guardian account for your student, please share these instructions with anyone that you authorize to access your student's information. Each parent/guardian account must use a different email address.

To change your email address or password, or to add/delete students, log in and click on Account Preferences.

Talk to your teacher about fears

- Kindergarteners cannot always communicate
- They may act out at home where they feel safe
- Teachers are receptive to families issues

When do we
start?



Calendar

When do we start?

More information will be coming soon about how we will be returning to school through Distance Learning

**School Starts
August 17**



**Click here
for the
District
Calendar**

Calendar


Other Dates for Lupine Hills?

**Lupine Hills will
provide our
School Calendar
Separately
(under construction)**

Which teacher will I get?

Class lists are posted on
the office window on the
Friday before school starts:
August 14, @ 4:00 p.m

*(but your teachers will likely
contact you by Wednesday,
August 12)*



“

Kindergarten Materials/Tablet Pick Up

***Please come to Lupine
on Thursday***

Between 12-2pm