



**WCCUSD**  
**Early Learning**  

---

**Program Overview**  
**2021/2022**

# What is WCCUSD CSPP Program

**Goal: To ensure that all our students are safe and have fun while learning**

## **Rationale:**

Early education program is seen as important mechanism for helping children develop the skills they need for school readiness.

## **Partners:**

**Parents** – Key to the program is parent participation. This provide families with skills and strategies for home/ school connection and readiness skills.



# Partners

## **Tandem**

- Literacy workshops and training for parents and staff.
  - Interactive read aloud twice weekly to students.
  - Give away books to children & families.
- 

## **Child Care Solutions** – Upon referral and with parent permission

- Free On- site consultation with staff
- Provide support for staff
- In-service training
- Initial Observation and assessment of a child
- Referral to community resources

## **Contra Costa County Of Education & First 5**

- Support with QRIS ( Quality Rating Improvement Scale) implementation

- The focus is on giving children access to rich integrated education
- Our teachers are fully credentialed and the aides are highly trained
- Designed for 3, 4 & 5 year olds
- Classroom environment are developmentally appropriate, safe and nurturing
- Students develop problem solving, critical thinking skills, foundational skills that promote lifelong learning
- 16 classrooms at the following sites - Currently operating 11 sites due to low enrollment as a result of Covid-19 pandemic.
- Bayview; Chavez; Coronado; Dover; Downer; Ford; Grant; King; Montalvin; Murphy; Nystrom; Obama; Peres; Riverside & Washington.

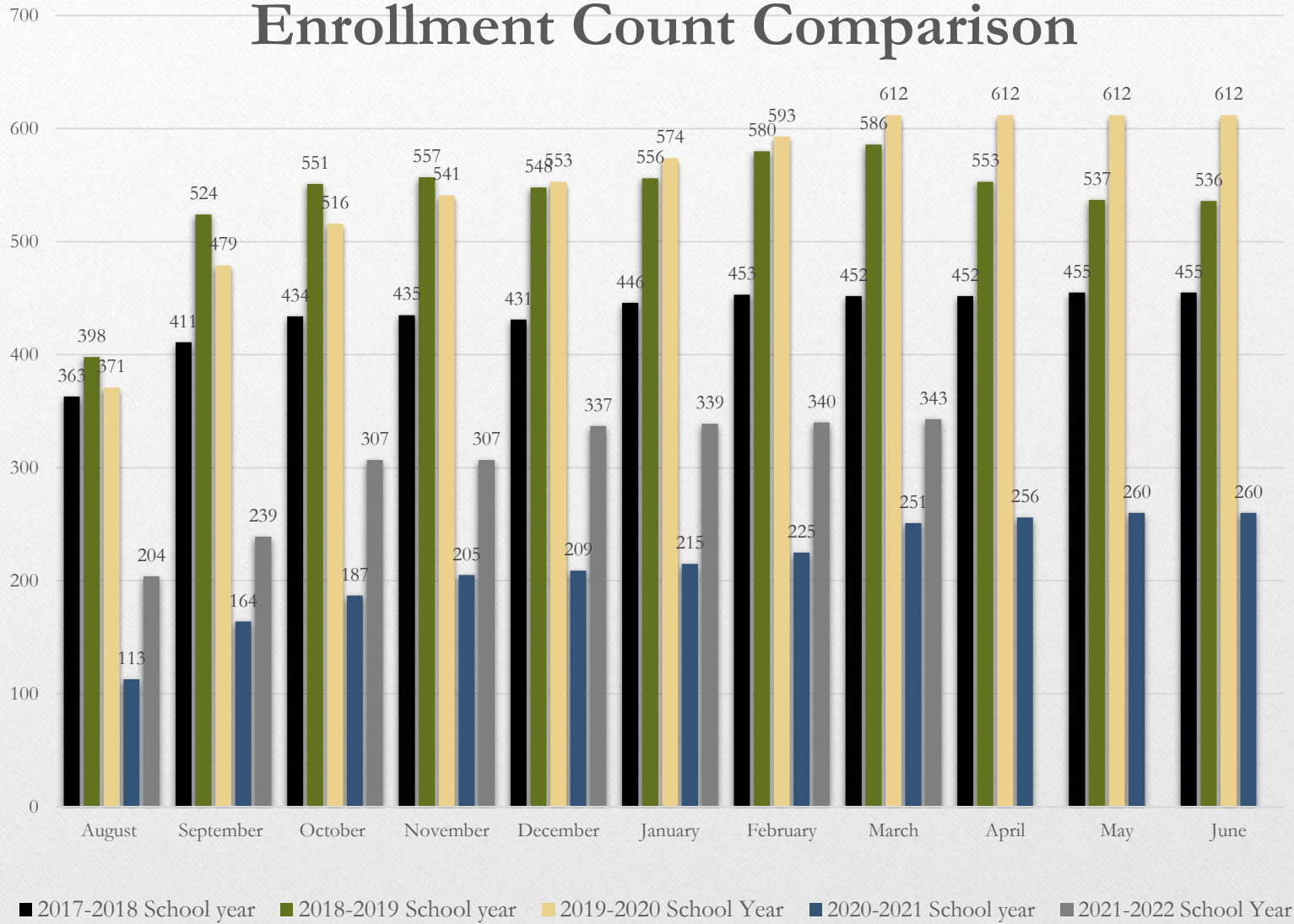


# Head Count Comparison

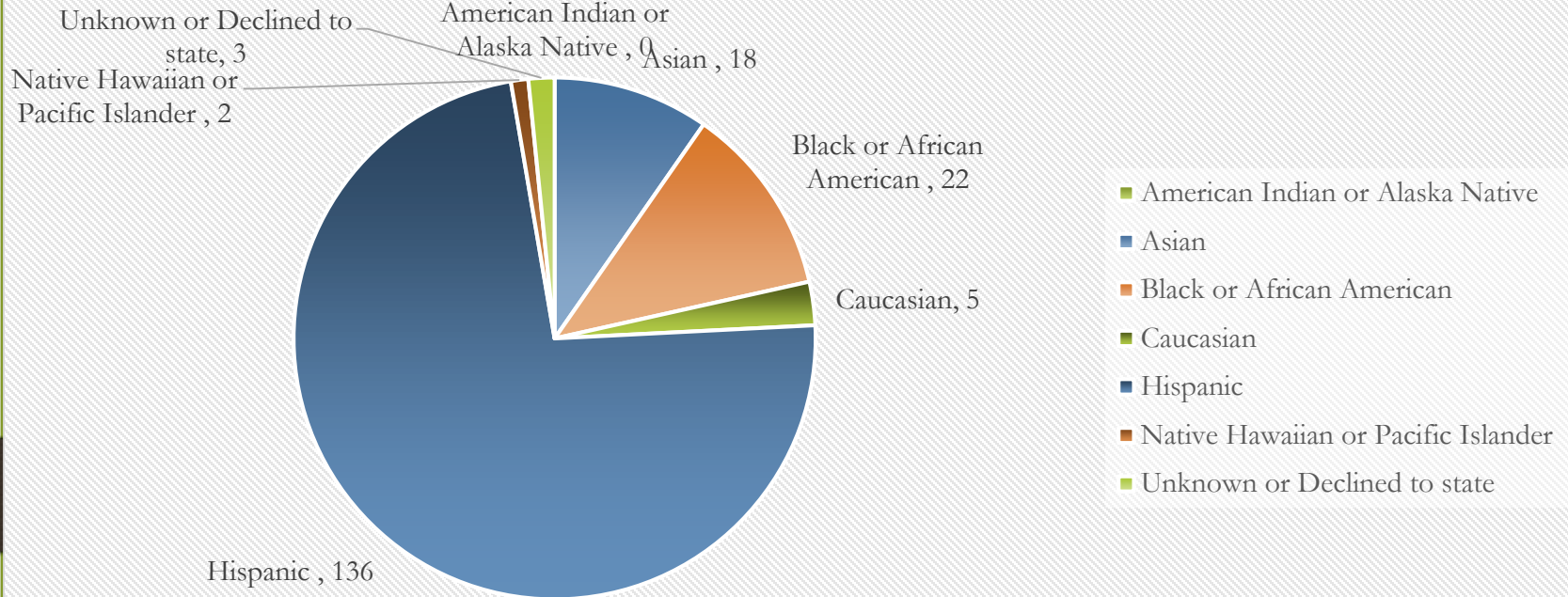
2017-2018		2018-2019		2019-2020		2020-2021		2021-2022	
Month	Number	Month	Number	Month	Number	Month	Number	Month	Number
August 21, 2017 (first day of school)	324	August 20, 2018 (first day of school)	377	August 19, 2019 (first day of school)	331	August 17, 2020 (first day of school)	75	August 16, 2021 (first day of school)	156
August 31, 2017	363	August 31, 2018	398	August 31, 2019	371	August 31, 2020	113	August 31, 2021	204
September 30, 2017	411	September 30, 2018	524	September 30, 2019	479	September 30, 2020	164	September 30, 2021	239
October 31, 2017	434	October 31, 2018	551	October 31, 2019	516	October 31, 2020	187	October 31, 2021	307
November 30, 2017	435	November 30, 2018	557	November 30, 2019	541	November 30, 2020	205	November 30, 2021	337
December 31, 2017	431	December 31, 2018	548	December 31, 2019	553	December 31, 2020	209	December 31, 2021	339
January 31, 2018	446	January 31, 2019	556	January 31, 2020	574	January 31, 2021	215	January 31, 2022	340
February 28, 2018	453	February 28, 2019	580	February 29, 2020	593	February 28, 2021	225	February 16, 2022	343
March 31, 2018	452	March 31, 2019	586	March 31, 2020	612	March 31, 2021	251	March 31, 2022	N/A
April 30, 2018	452	April 30, 2019	553	April 30, 2020	612	April 30, 2021	256	April 30, 2022	N/A
May 31, 2018	455	May 31, 2019	537	May 31, 2020	612	May 31, 2021	260	May 31, 2022	N/A
June 6, 2018 (last day of school)	455	June 6, 2019 (last day of school)	536	June 4, 2020 (last day of school)	612	June 8, 2020 (last day of school)	260	June 7, 2022 (last day of school)	N/A

Numbers are from last day of each month.

# Enrollment Count Comparison



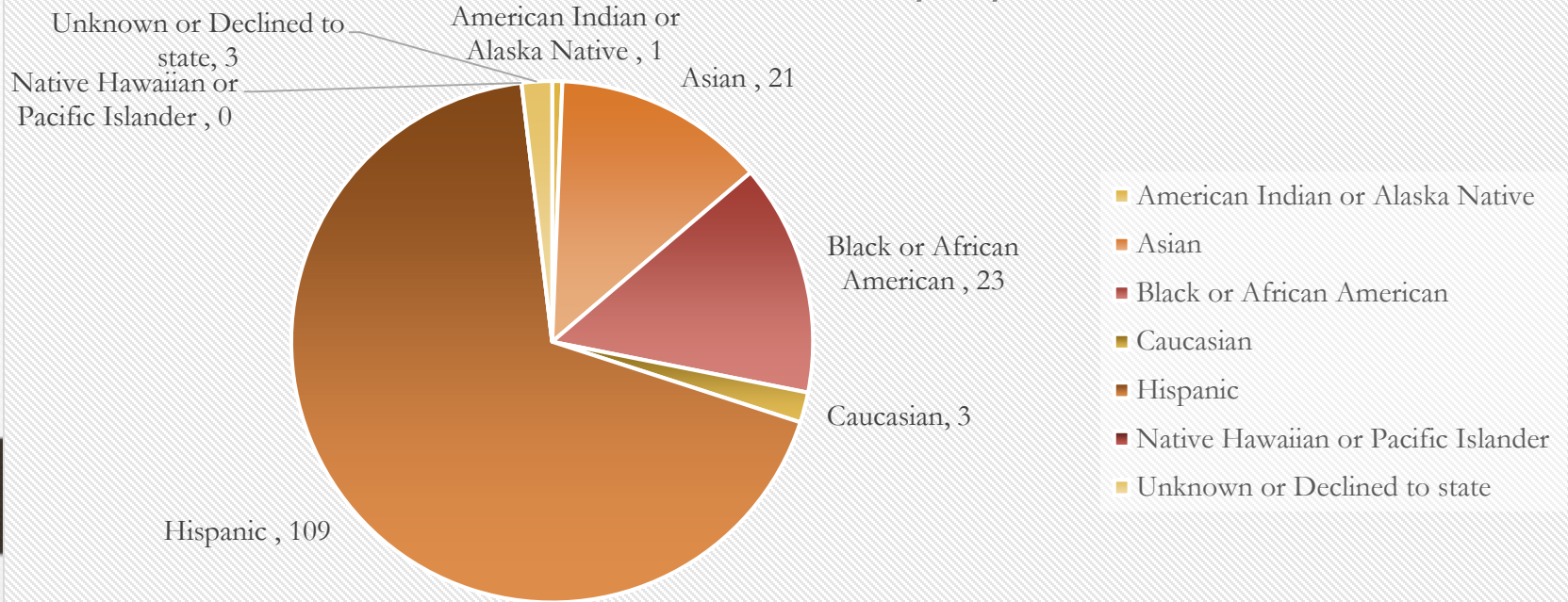
## Female count as of 02/15/2022



<u>Ethnicity</u>	Female Ethnicity count as of 02/15/2022
American Indian or Alaska Native	0
Asian	18
Black or African American	22
Caucasian	5
Hispanic	136
Native Hawaiian or Pacific Islander	2
Unknown or Declined to state	3
<b>Total</b>	<b>186</b>



## Male count as of 02/15/2022



<u>Ethnicity</u>	Male Ethnicity count as of 02/15/2022
American Indian or Alaska Native	0
Asian	18
Black or African American	22
Caucasian	5
Hispanic	136
Native Hawaiian or Pacific Islander	2
Unknown or Declined to state	3
<b>Total</b>	<b>157</b>



# A Preschool Classroom- Interactive read aloud.





# Early Learning Program Theory of Action

**Our Theory of Action for the program guides our continuing efforts to ensure that all our programs are high quality , with the final belief and expectation that ALL students will have access to high levels of educational success in social, emotional, behavior as well as academic readiness skills.**

- If we develop a culture where every adult in the program and the greater community act upon the belief that ALL students are capable of learning at higher levels, **then** ALL our students will be exposed to greater opportunities and support necessary for school success.
- If we ensure by providing needed Professional Development opportunities that supports rigorous, research based curricula, taught to meet student individual needs for program staff, **then** we will be able to provide ALL students with accelerated learning and close the identified achievement gaps
- If we engage in a deep and continuous process of data-driven decision-making with the best interests of our students in mind, **then** we will expand successful programs and support our areas in need.



# Hours of Operation & Strategy

Monday – Friday

8:15 - 11:15 AM - Class

12:00 - 3:00 PM - Class

---

## **Strategy:**

A Preschool Center based Learning Program for Children-

- Literacy Center- Children participate in Literacy related activities - Read a-loud, Alphabet & sound recognition; sight words & rhyming.
- Children's stories is creatively woven into the daily activities of Oral Language Development skills which is strengthened through small group activities.

## STRATEGY

- The introduction of concepts is based on interactive hands-on activities.
- 
- Daily Social Skills training to address social – emotional development.
  - Use of technology and manipulatives at the various Learning Centers-Language Arts; Music; Math; Science & Arts.
  - Educational Games and interactive hands-on activities provide greater understanding of concepts and enrichment.



# Curriculum for State Preschool

## Core Curriculum

---

- California Preschool Learning Foundations
- My Math In Pre-K – McGraw Hill
- Teacher Created Curriculum

## Supplementary Curriculum

- Environmental Rating Scale
- Second Step – Social Skills Curriculum

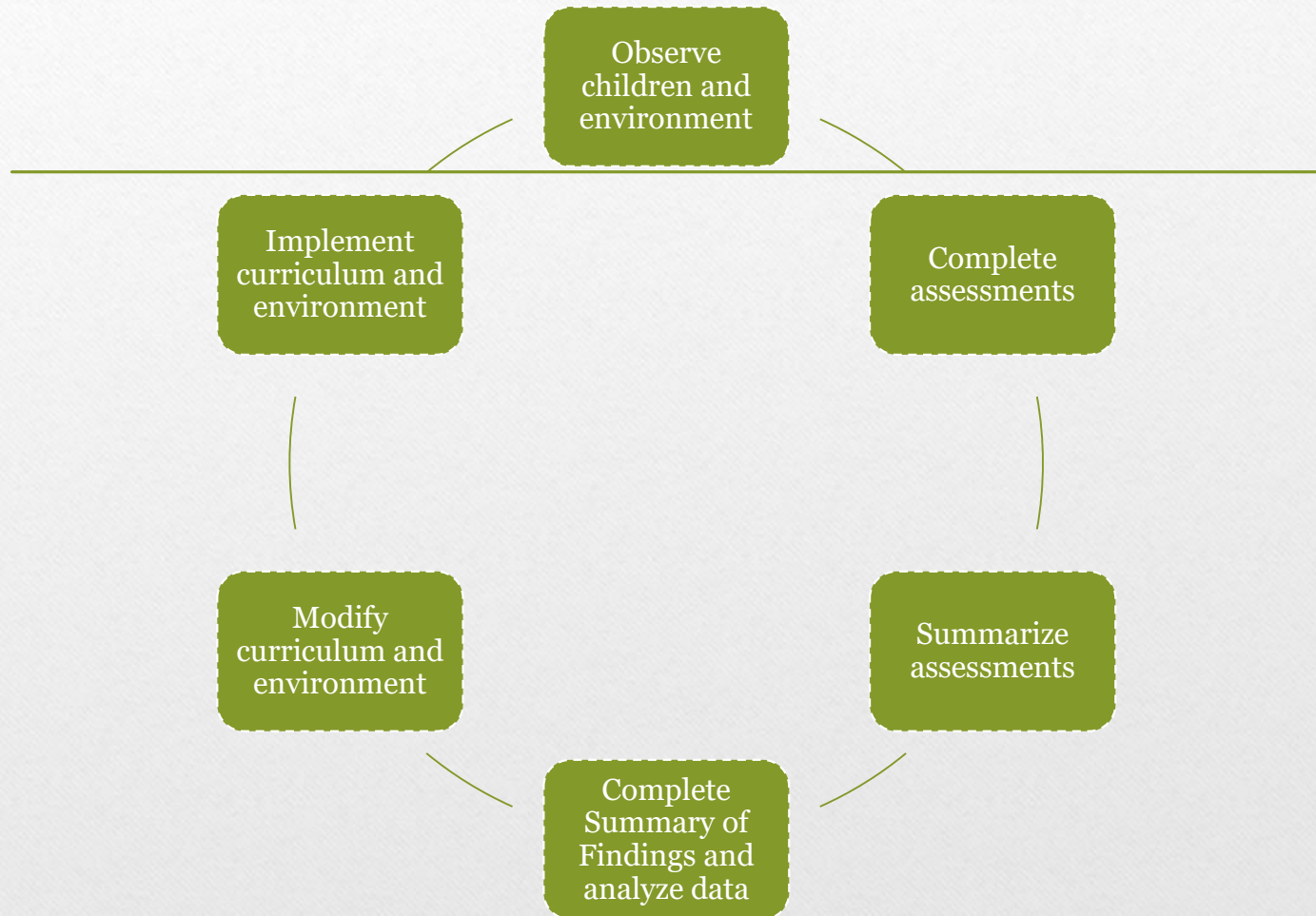
# Assessments for Preschool Program

---

- DRDP ( Desired Result Developmental Profile)
- Administered in Fall ( 1<sup>st</sup> 60 of enrollment days ) & in Spring
- Student Portfolio
- Teacher made test



# The DRDP – R Assessment Cycle



WCCUSD Early Learning  
Program Preschool

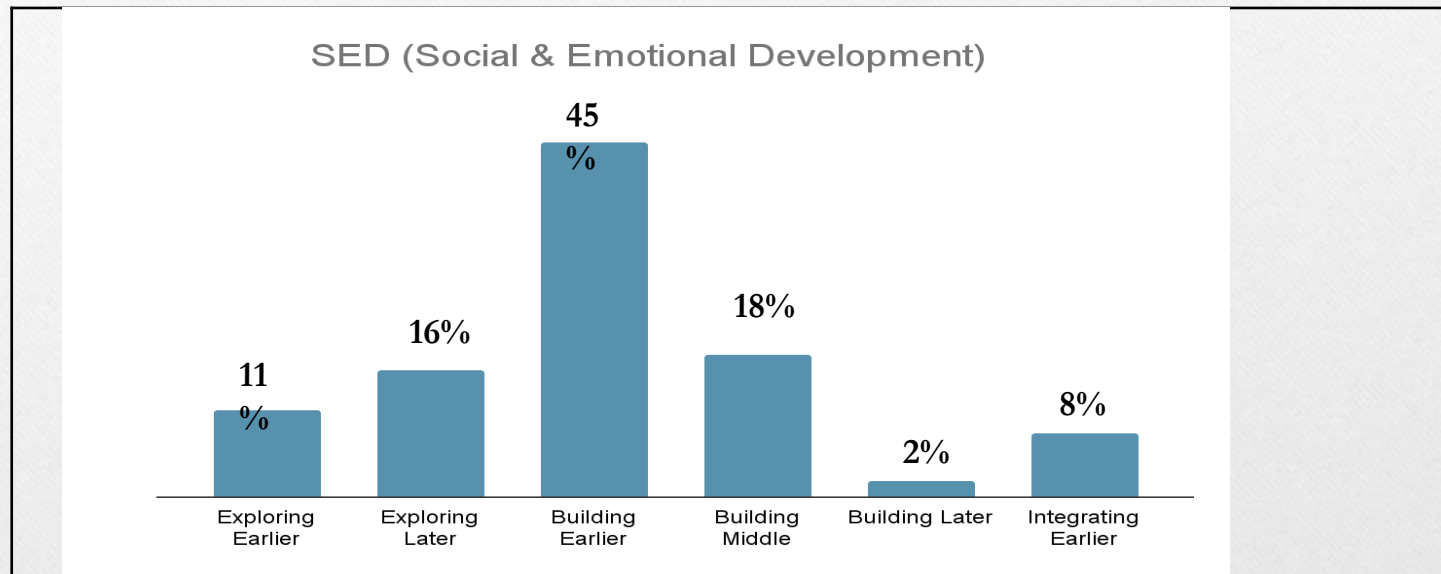
---

2021-22 DRDP

Fall Data



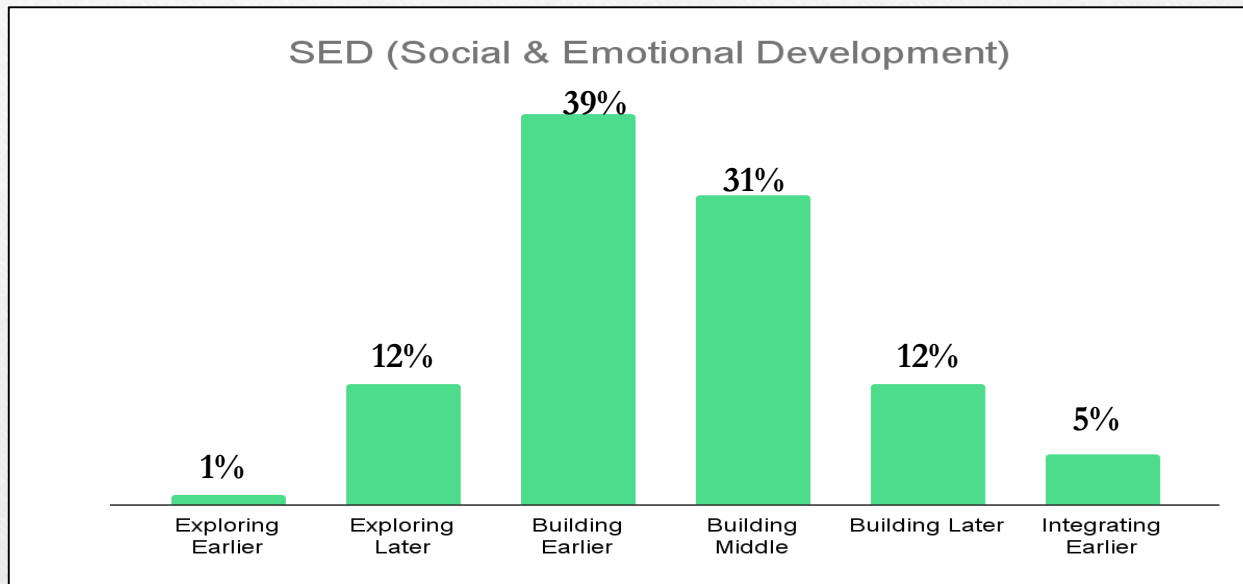
Early Learning Programs, Preschool, 3 yr old  
Desired Results Developmental Profile (DRDP)  
Fall Report 2021



No. of students enrolled:

Fall 2021: 57

Early Learning Programs, Preschool, 4 yr old  
Desired Results Developmental Profile (DRDP)  
Fall Report 2021

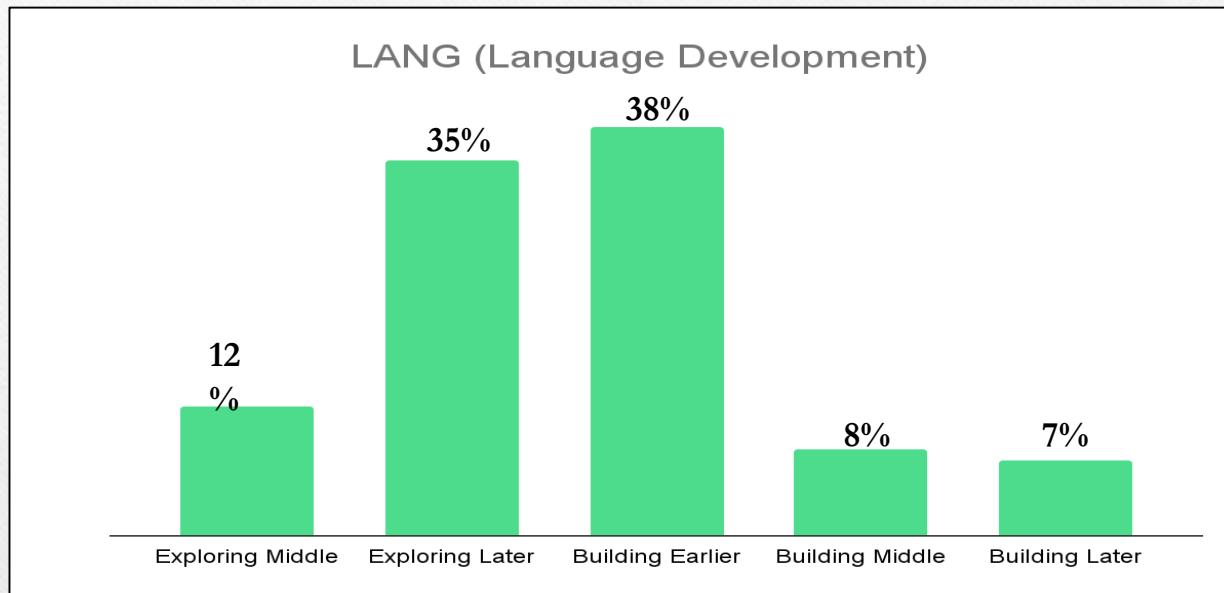


No. of students enrolled:

Fall 2021: 172

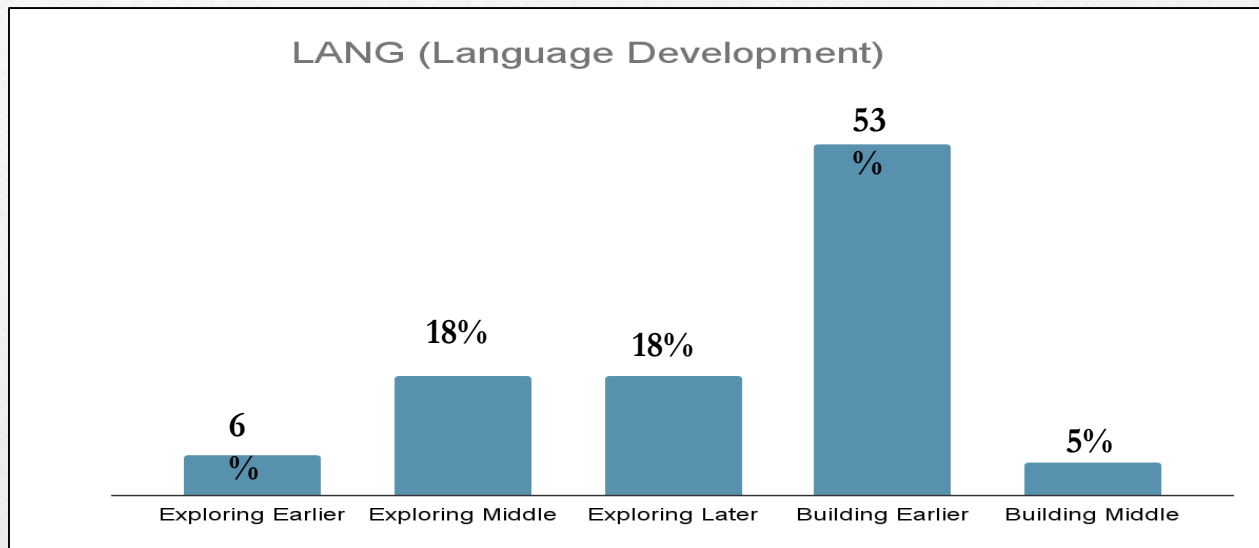


Early Learning Programs, Preschool, 4 yr old  
Desired Results Developmental Profile (DRDP)  
Fall Report 2021



No. of students enrolled:      Fall 2021: 172

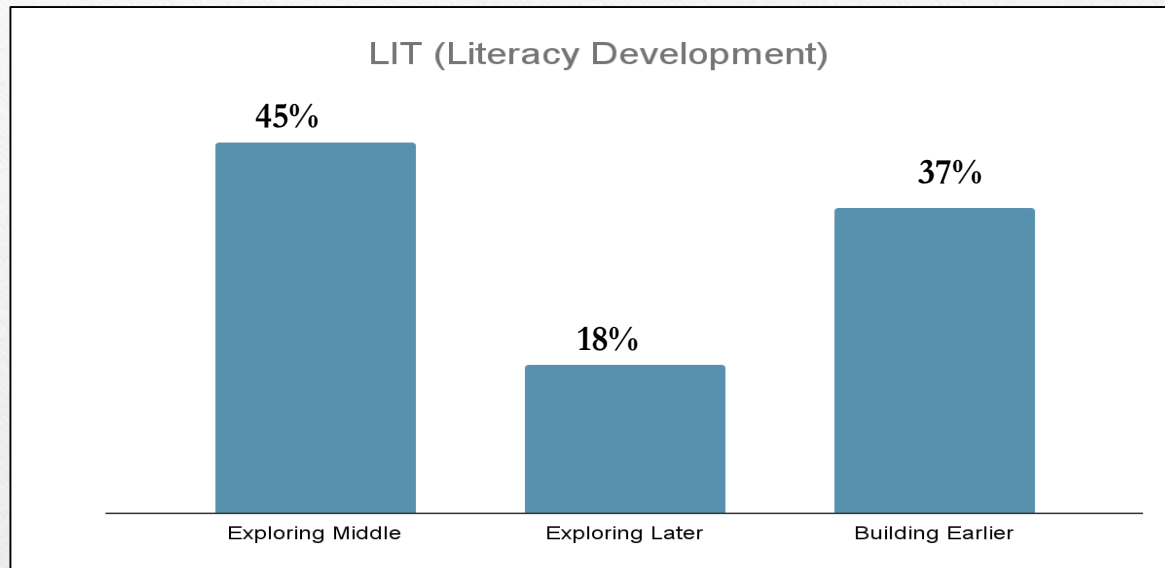
Early Learning Programs, Preschool, 3 yr old  
Desired Results Development Developmental Profile (DRDP)  
Fall Report 2021



No. of students enrolled:      Fall 2021: 57

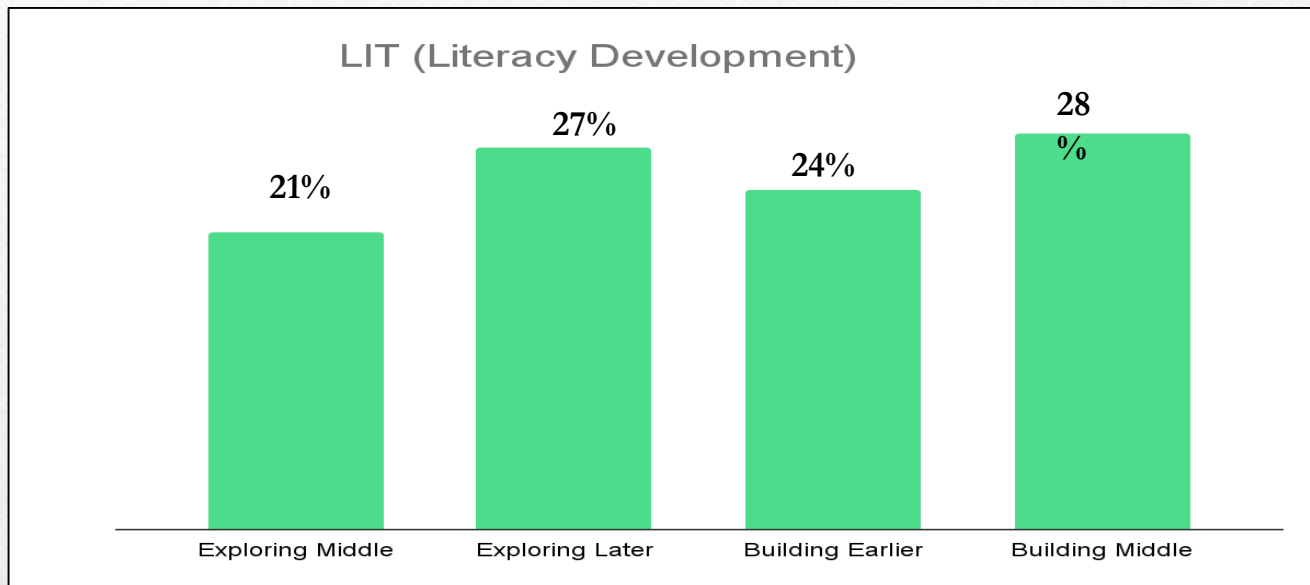


Early Learning Programs, Preschool, 3 yr old  
Desired Results Development Developmental Profile (DRDP)  
Fall Report 2021



No. of students enrolled:      Fall 2021: 57

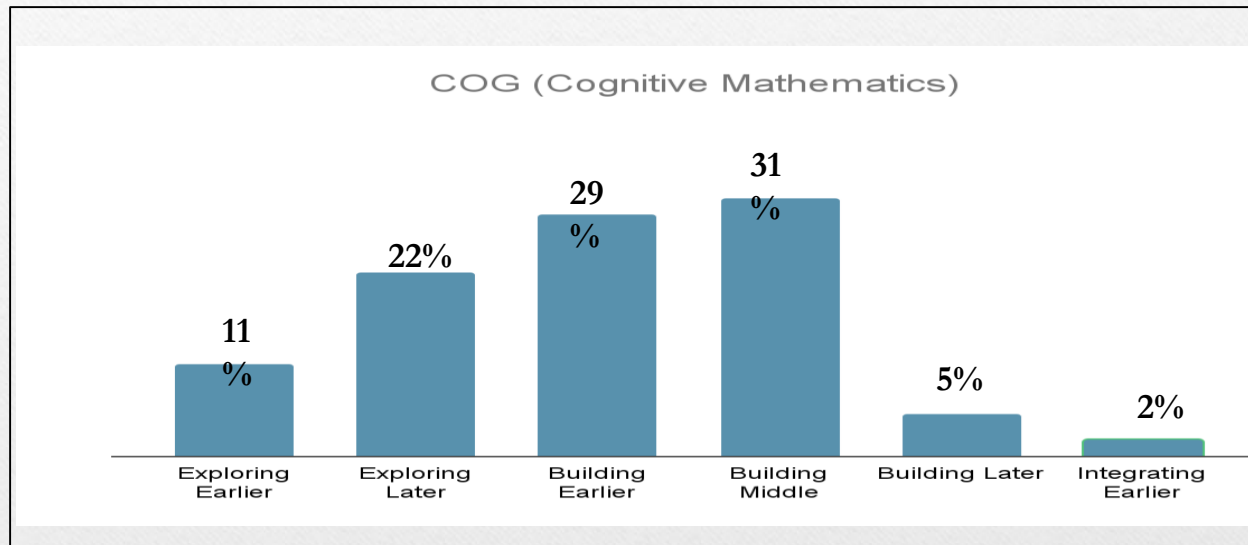
Early Learning Programs, Preschool, 4 yr old  
Desired Results Developmental Profile (DRDP)  
Fall Report 2021



No. of students enrolled: Fall 2021: 172

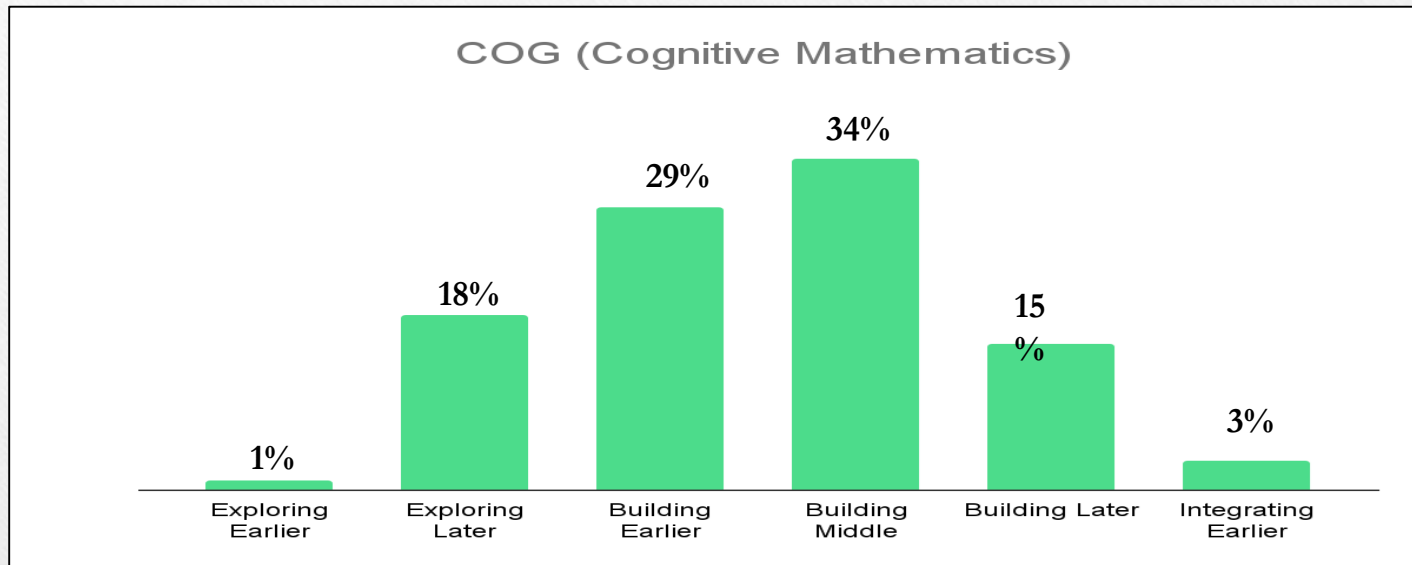


Early Learning Programs, Preschool, 3 yr old  
Desired Results Development Developmental Profile (DRDP)  
Fall Report 2021



No. of students enrolled:                  Fall 2021: 57

Early Learning Programs, Preschool, 4 yr old  
Desired Results Development Developmental Profile (DRDP)  
Fall Report 2021

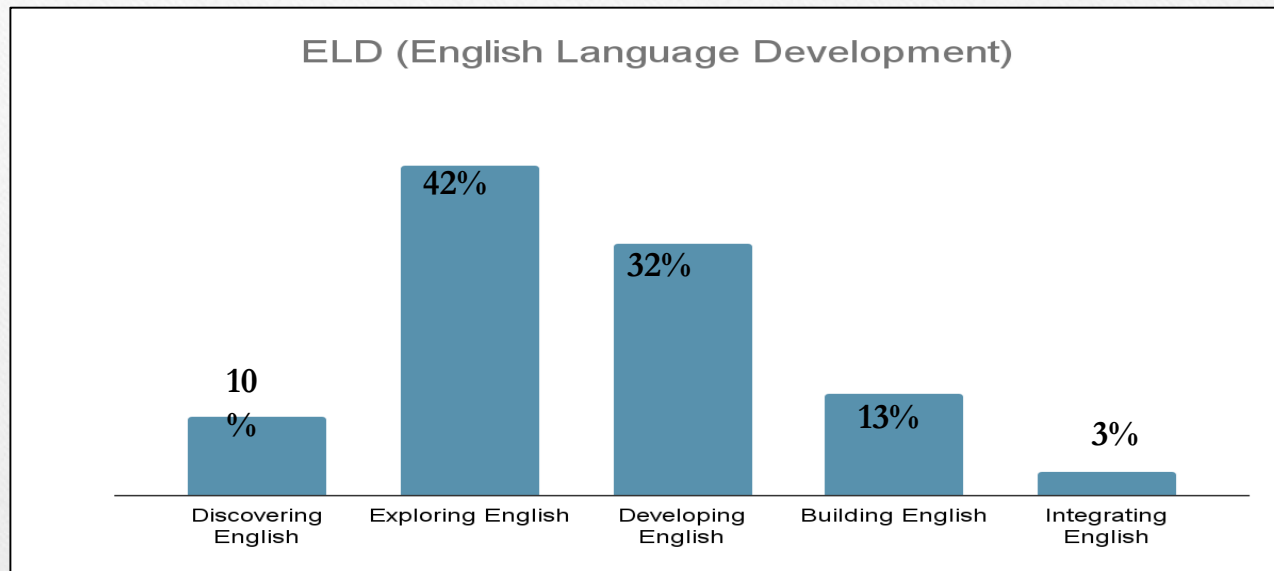


No. of students enrolled:

Fall 2021: 172

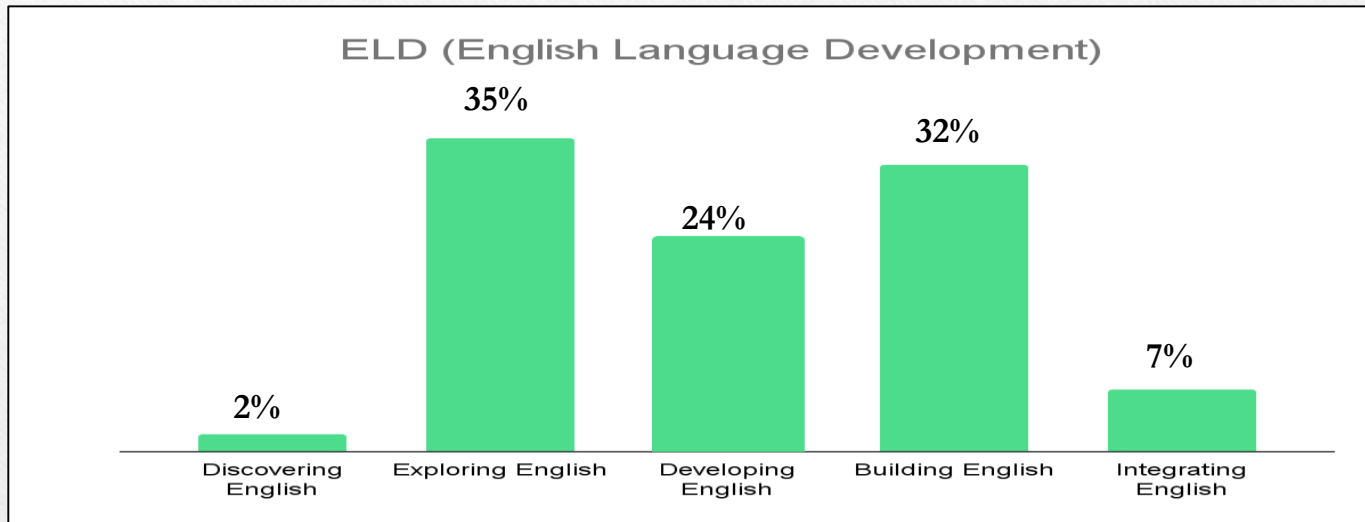


Early Learning Programs, Preschool, 3 yr old  
Desired Results Development Developmental Profile (DRDP)  
Fall Report 2021



No. of students enrolled:            Fall 2021: 57

Early Learning Programs, Preschool, 4 yr old  
Desired Results Developmental Profile (DRDP)  
Fall Report 2021



No. of students enrolled:

Fall 2021: 172



# PROFESSIONAL DEVELOPMENT

Some of the professional development required for all Early Learning Staff-

- Classroom Assessment Scoring System ( CLASS)
- Teaching Pyramid ( promotes social emotional development)
- Environmental Rating Scale (ECER's)
- Desired Results Developmental Profile (DRDP 2015)- based on observation and use of developmental Continuum from Early Infancy to Kindergarten level
- California Preschool Learning Foundations
- Learning Genie- APP for DRDP assessment

For more information  
contact our website

---

[HTTP://WWW.WCCUSD.NET/DOMAIN/973](http://www.wccusd.net/domain/973)