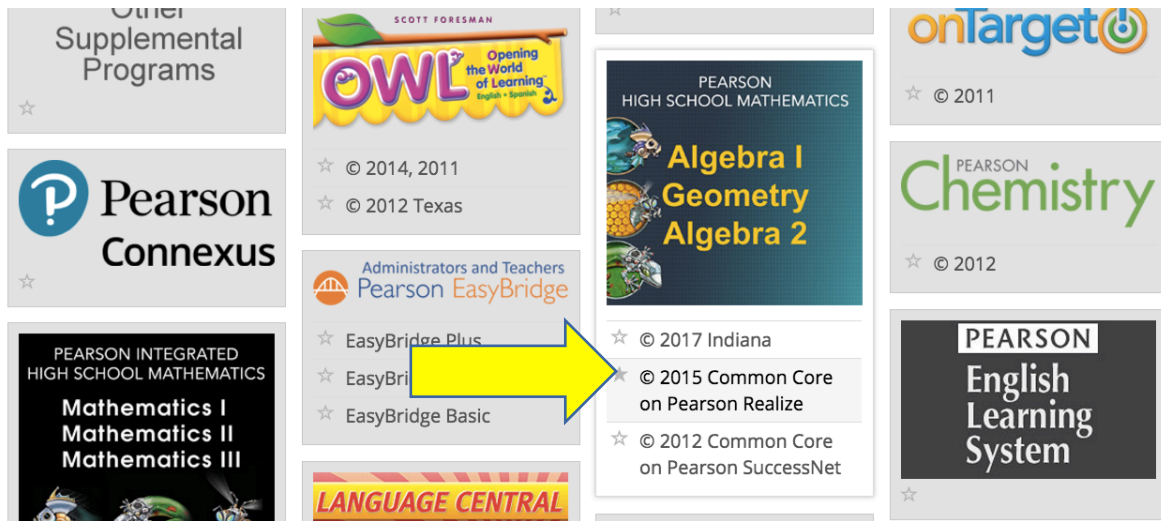


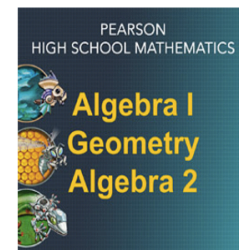
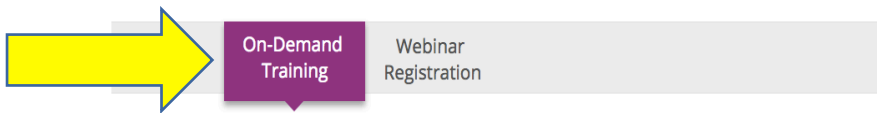
Pearson Algebra I - Digital Training Resources

1. Go to <http://mypearsontraining.com>
2. Click 'Sign In/Create Account' in top right.
3. Click 'Create Account' and fill out the fields. ****Note you DO NOT need a customer to access Algebra I training resources.**
4. After creating your account and logging in scroll down on the Products page and find Pearson High School Mathematics - 2015 Common Core on Pearson Realize - Click on the start icon to the left to add the product to your favorites.



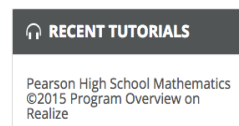
5. Click on 'On Demand Training' or 'Webinars' to find available training videos or register for a free webinar.


Pearson High School Mathematics © 2015 Common Core on Pearson Realize



Recorded Webinars (1 Item)

Title	Tutorial	Handout	Detail
Pearson High School Mathematics ©2015 Program Activation Webinar (1:30:00)			





Pearson Algebra I - Digital Training Resources

6. To print a transcript of your 'viewed' or 'attended sessions' click the profile drop down in top right and select transcript. ***Please note your viewed tutorials will not be tracked if you do not create and login to your account.

A screenshot of the Pearson Training interface. At the top left is the Pearson logo. Below it is a blue navigation bar with the text "my PearsonTraining" and "Products" and "Favori". In the top right corner, there is a user profile dropdown menu for "Lauren Cammiso". A yellow arrow points to the "Training Transcript" option in the dropdown menu. The dropdown menu also includes "User Profile", "MPT Toolbox", and "Log out". At the bottom of the page, there is a copyright notice: "Pearson High School Mathematics © 2015 Common Core on Pearson Realize". A small version of the Algebra I logo is visible in the bottom right corner of the screenshot.

Pearson High School Mathematics © 2015
Common Core on Pearson Realize