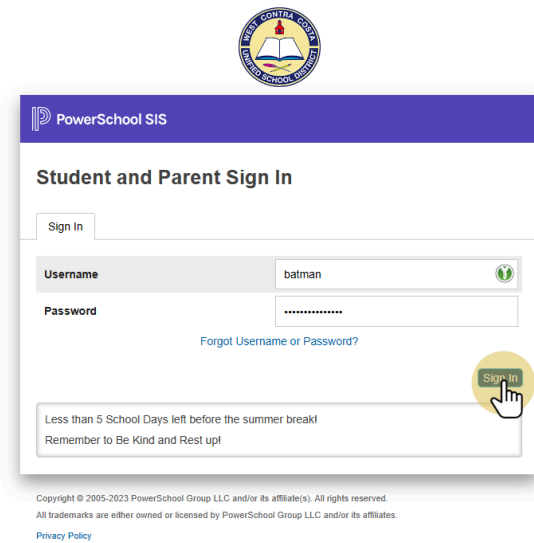


# Home Internet Application - Parent Portal

## 1. Log into the Parent Portal

<https://wccusd.powerschool.com/public/home.html>



## 2. Select Forms

In the left navigation menu

The screenshot shows the PowerSchool SIS interface. The navigation menu on the left has the 'Forms' icon highlighted with a mouse cursor. The main content area is titled 'Grades and Attendance' and 'Standards Grades'. It contains two tables: 'Attendance By Class' and 'Attendance By Day'. Both tables show zero absences and tardies. A legend at the bottom explains the attendance codes.

**Attendance By Class**

Exp	Last Week					This Week					Course	Absences	Tardies
	M	T	W	H	F	M	T	W	H	F			
Attendance Totals											0	0	

**Attendance By Day**

Last Week					This Week					Absences		Tardies	
M	T	W	H	F	M	T	W	H	F	23-24	YTD	23-24	YTD
Attendance Totals										0	0	0	0

**Legend**

Attendance Codes: Blank=Present | A=Absent | N=Not Engaged | T=Tardy | I=Illness | O=Office | QC=Quarantine Care | M=Medical Appointment | V=Activity | E=Excused | F=Expulsion Indep Study | H=In House Suspension | K=Indpent Study Incomplete | L=Tardy 30+ | G=Gone early 30+ | W=SWAT | S=Suspended | D=Indpent Study Complete | C=Cut | U=Unexcused | Q=Quality Control | SE=Saturday School

### 3. Select Home Internet Application

Under the General Forms tab

Navigation

- Grades and Attendance
- Grade History
- Attendance History
- Email Notification
- Teacher Comments
- Forms**
- School Bulletin
- Class Registration
- Balance
- My Schedule
- School Information
- Score Reports
- PFT Results
- Account Preferences


Annual School Forms 2022-2023

### School Form Listing for Aaholm, Magnus Edward

- General Forms
- Class Forms
- All Forms
- Student Support

01. WCCUSD

[Home Internet Application](#)



Ecollect Student Screening

[Education Benefits Form](#)

Expanded Learning

[23-24 After School Application Form](#)

## 4. Answer question 1-3

Select submit

Home Internet Application - [InPrivate]

https://wccusd-testpowerschool.com/guardian/form.html?formid=6984324&type=P&fm=001251289&ismobile=

Forms

- School Bulletin
- Class Registration
- Balance
- My Schedule
- School Information
- Score Reports
- PFT Results
- Account Preferences
- Annual School Forms 2022-2023
- Download on the App Store
- GET IT ON Google play

**Student Information**

Student First Name: Magnus

Student Last Name: Aaholm

Student ID Number: 407153

**Questions**

**Education Benefits Form/DC Status**

Last First	Student Number	School	Found

01. Have you completed the Education Benefits Form? \*

Yes 1

No

02. Do you have reliable internet at home that is fast enough for you to do your homework without waiting long periods for websites to load? \*

Yes

No 2

03. I acknowledge that the district may provide me with a hotspot or eSIM Chromebook to enable me to do my schoolwork from home. \*

Click here if you acknowledge

Yes 3

IT - Status

IT - Hotspot Type

eSIM

Hotspot

IT - Date Activated

MM/DD/YYYY

IT - Updated

MM/DD/YYYY

IT - Notes

4

Submit

**Legend**

Icons Date Entry

v23.4.0.0

## 5. Complete!

You have successfully completed the Home Internet Application. You can revisit this form at any time to view the status of your request.

West Contra Costa Unified School District Commitment

We are committed to providing access to learning for all students. Learning happens during the school day and beyond. Having access to learning from home is critical. Please complete access needs.

Student Information

Student First Name

Magnus

Student Last Name

Student ID Number

407153

Questions

Education Benefits Form/DC Status

Last First

School

01. Have you completed the Education Benefits Form?

- Yes
- No

02. Do you have reliable internet at home that is fast enough to load websites to load? \*

- Yes
- No

03. I acknowledge that the district may provide me with a hotspot or eSIM Chromebook to enable me to do my schoolwork from home. \*

Click here if you acknowledge

- Yes

IT - Status

[Dropdown menu]


IT - Hotspot Type

- ESIM
- Hotspot

IT - Date Activated

MM/DD/YYYY [Calendar icon]

IT - Updated

  
**Thank You!**  
Form Submitted!  
