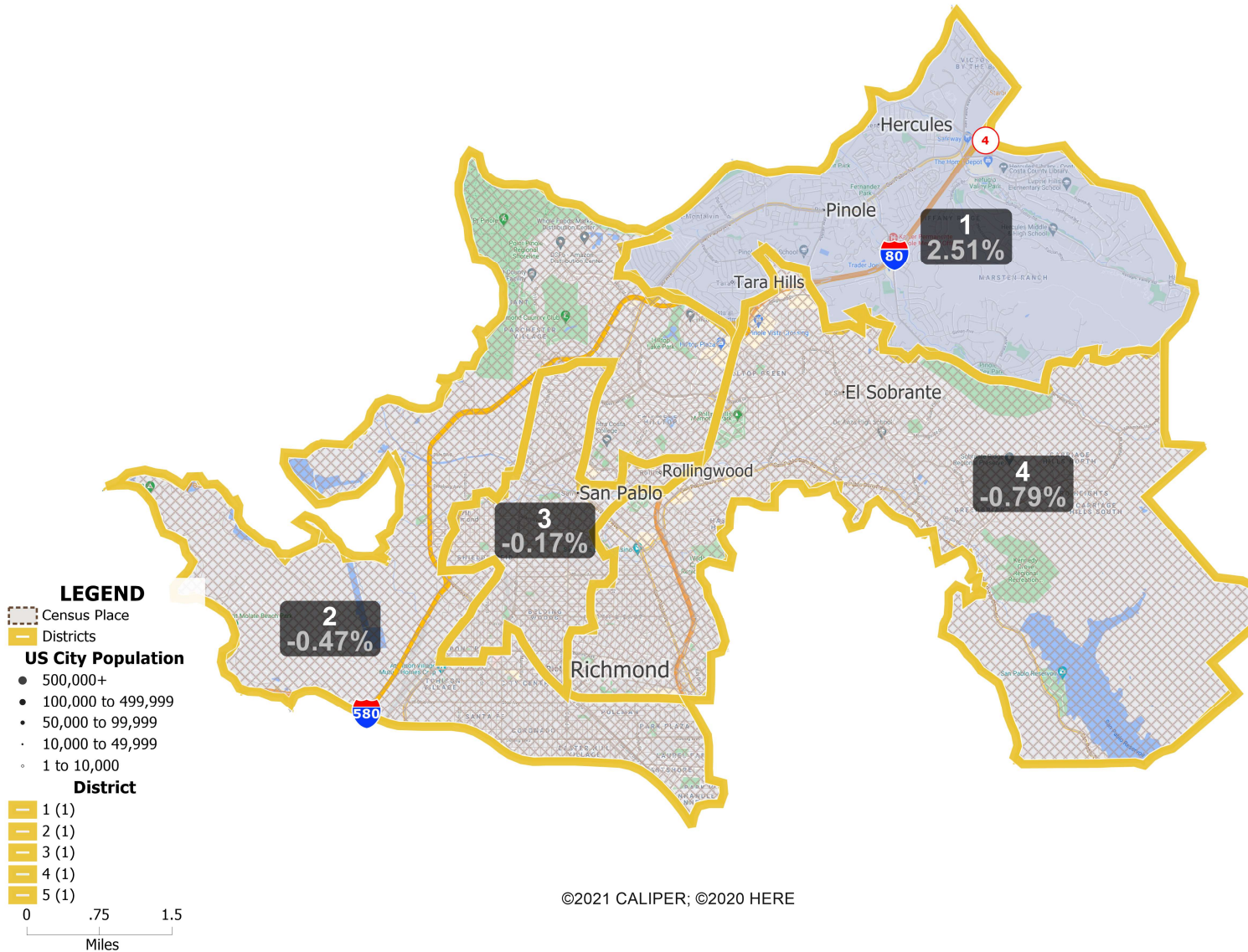


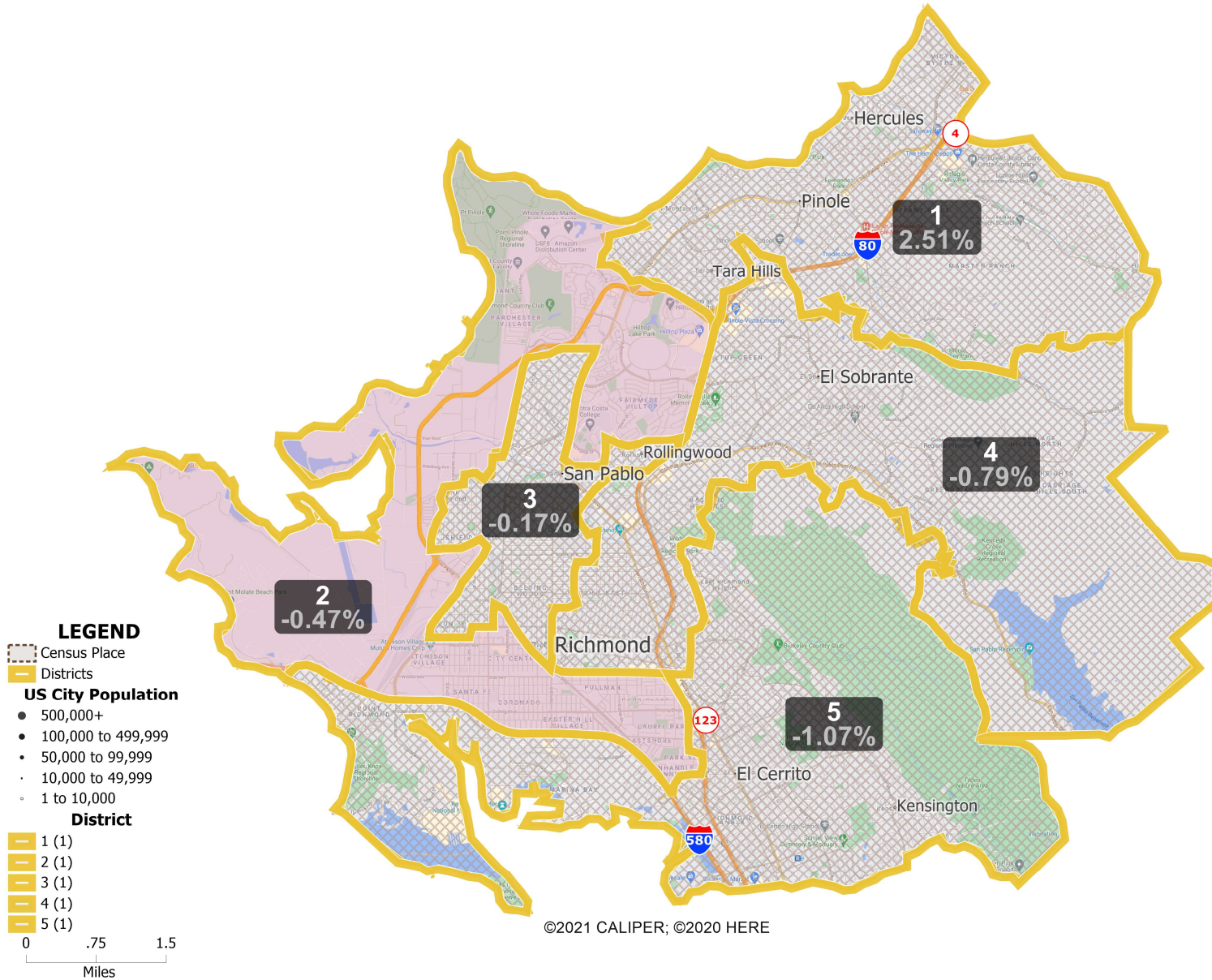
District: 1 and Vicinity



©2021 CALIPER; ©2020 HERE

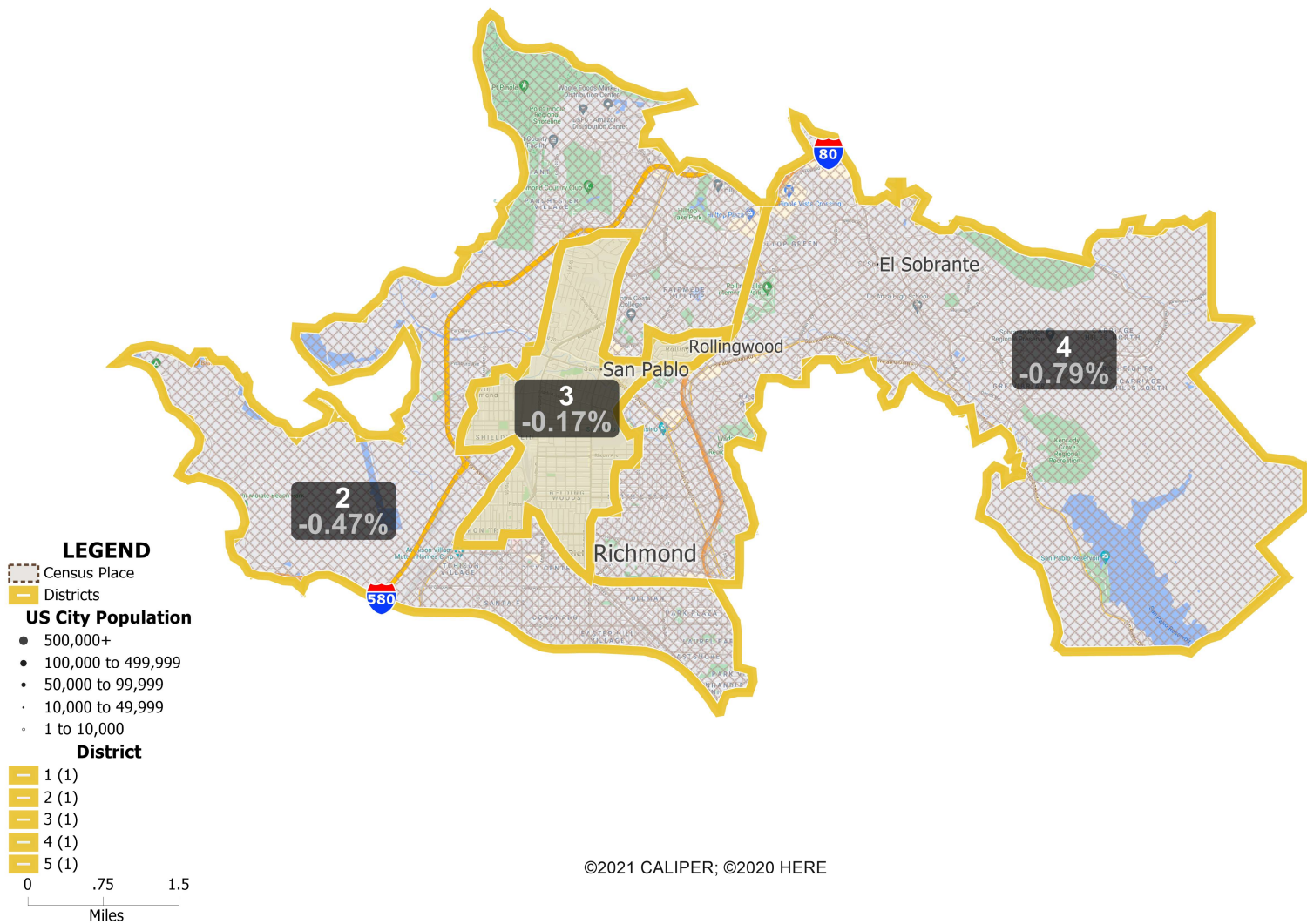
| Field | Value |
|-------------|--------|
| District | 1 |
| POP20 | 53465 |
| Deviation | 1,307 |
| % Deviation | 2.51% |
| WHITE20 | 11180 |
| % WHITE20 | 20.91% |
| BLACK20 | 6660 |
| % BLACK20 | 12.46% |
| HISP20 | 13781 |
| % HISP20 | 25.78% |
| ASIAN20 | 18247 |
| % ASIAN20 | 34.13% |
| CVAP19 | 38839 |
| WCVAP19 | 11182 |
| % WCVAP19 | 28.79% |
| BCVAP19 | 5732 |
| % BCVAP19 | 14.76% |
| HCVAP19 | 7349 |
| % HCVAP19 | 18.92% |
| ACVAP19 | 13592 |
| % ACVAP19 | 35% |
| TOTVOT | 27268 |
| WHIVOT | 7,217 |
| % WHIVOT | 26.47% |
| BLAVOT | 3,790 |
| % BLAVOT | 13.9% |
| HISVOT | 6,690 |
| % HISVOT | 24.53% |
| ASIVOT | 8,646 |
| % ASIVOT | 31.71% |

District: 2 and Vicinity



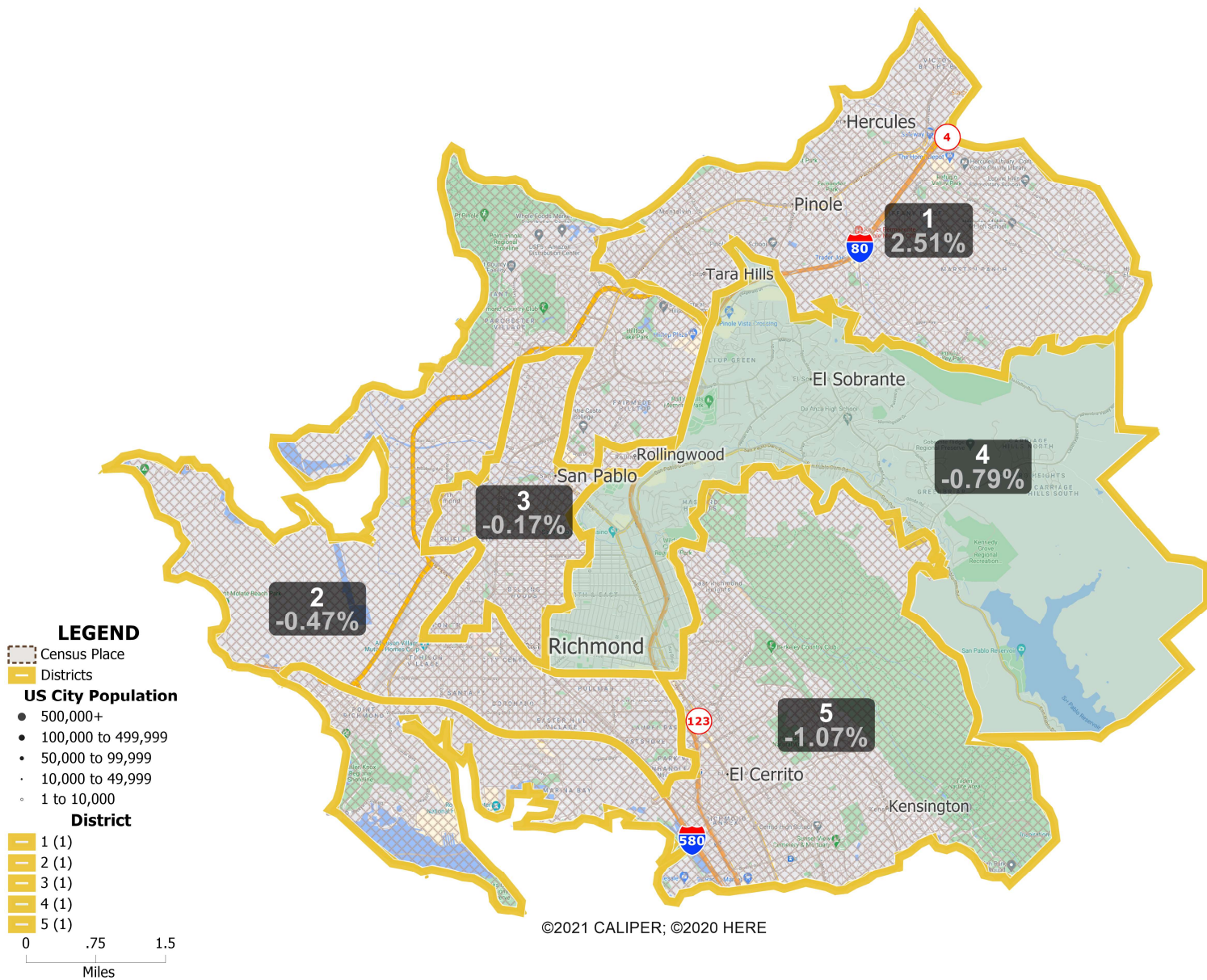
| Field | Value |
|-------------|--------|
| District | 2 |
| POP20 | 51915 |
| Deviation | -243 |
| % Deviation | -0.47% |
| WHITE20 | 3897 |
| % WHITE20 | 7.51% |
| BLACK20 | 14872 |
| % BLACK20 | 28.65% |
| HISP20 | 23010 |
| % HISP20 | 44.32% |
| ASIAN20 | 7355 |
| % ASIAN20 | 14.17% |
| CVAP19 | 29044 |
| WCVP19 | 3612 |
| % WCVP19 | 12.44% |
| BCVP19 | 12967 |
| % BCVP19 | 44.65% |
| HCVAP19 | 7329 |
| % HCVAP19 | 25.23% |
| ACVP19 | 4806 |
| % ACVP19 | 16.55% |
| TOTVOT | 16082 |
| WHIVOT | 1,443 |
| % WHIVOT | 8.97% |
| BLAVOT | 6,724 |
| % BLAVOT | 41.81% |
| HISVOT | 4,977 |
| % HISVOT | 30.95% |
| ASIVOT | 2,416 |
| % ASIVOT | 15.02% |

District: 3 and Vicinity



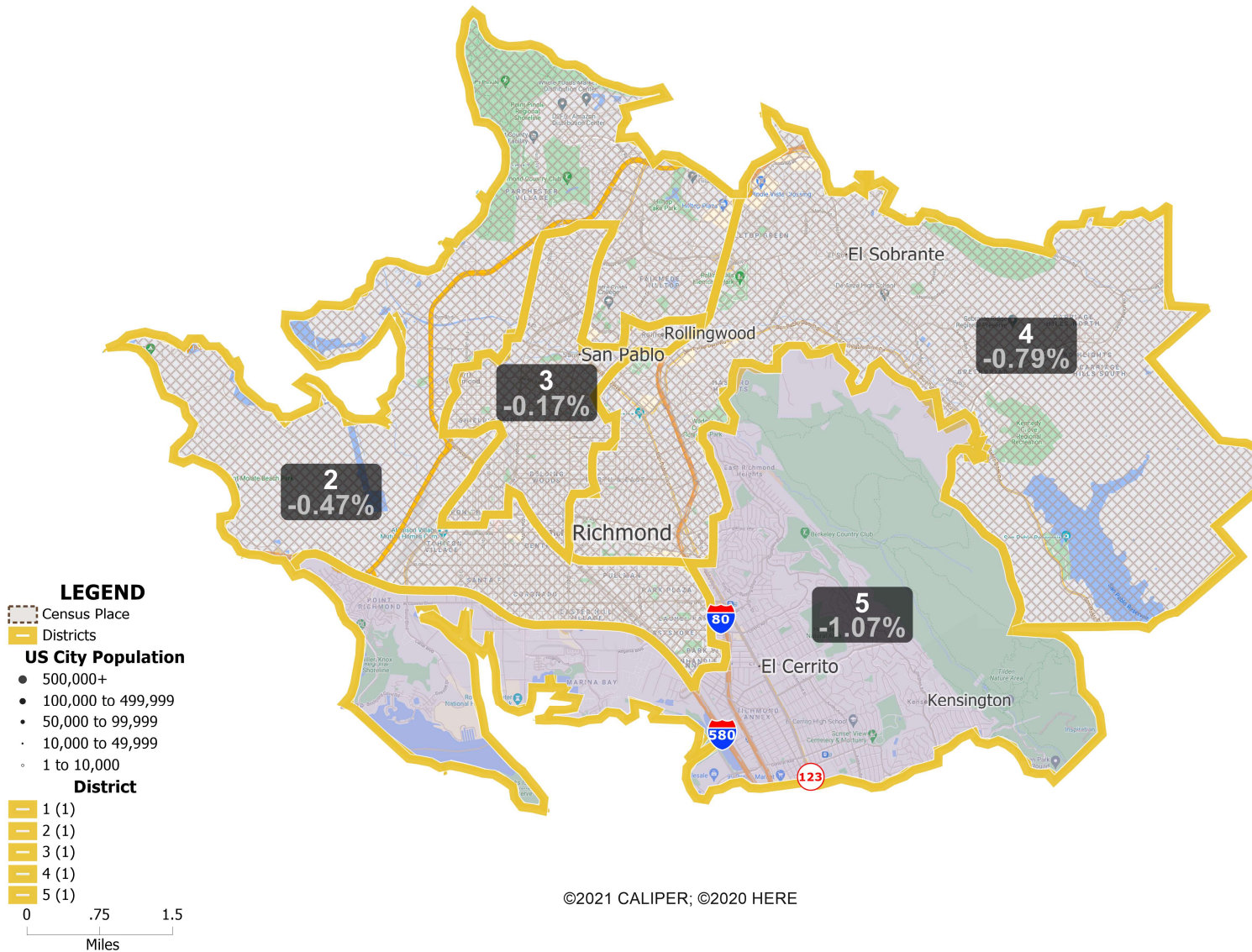
| Field | Value |
|-------------|--------|
| District | 3 |
| POP20 | 52067 |
| Deviation | -91 |
| % Deviation | -0.17% |
| WHITE20 | 2799 |
| % WHITE20 | 5.38% |
| BLACK20 | 4942 |
| % BLACK20 | 9.49% |
| HISP20 | 37642 |
| % HISP20 | 72.3% |
| ASIAN20 | 5094 |
| % ASIAN20 | 9.78% |
| CVAP19 | 22157 |
| WCVAP19 | 2248 |
| % WCVAP19 | 10.15% |
| BCVAP19 | 3586 |
| % BCVAP19 | 16.18% |
| HCVAP19 | 12362 |
| % HCVAP19 | 55.79% |
| ACVAP19 | 3103 |
| % ACVAP19 | 14% |
| TOTVOT | 12971 |
| WHIVOT | 895 |
| % WHIVOT | 6.9% |
| BLAVOT | 1,815 |
| % BLAVOT | 13.99% |
| HISVOT | 8,696 |
| % HISVOT | 67.04% |
| ASIVOT | 1,290 |
| % ASIVOT | 9.95% |

District: 4 and Vicinity



| Field | Value |
|-------------|--------|
| District | 4 |
| POP20 | 51746 |
| Deviation | -412 |
| % Deviation | -0.79% |
| WHITE20 | 12973 |
| % WHITE20 | 25.07% |
| BLACK20 | 7023 |
| % BLACK20 | 13.57% |
| HISP20 | 17688 |
| % HISP20 | 34.18% |
| ASIAN20 | 10290 |
| % ASIAN20 | 19.89% |
| CVAP19 | 33128 |
| WCVAP19 | 12153 |
| % WCVAP19 | 36.68% |
| BCVAP19 | 6190 |
| % BCVAP19 | 18.69% |
| HCVAP19 | 7203 |
| % HCVAP19 | 21.74% |
| ACVAP19 | 6923 |
| % ACVAP19 | 20.9% |
| TOTVOT | 24316 |
| WHIVOT | 8,543 |
| % WHIVOT | 35.13% |
| BLAVOT | 3,792 |
| % BLAVOT | 15.59% |
| HISVOT | 6,464 |
| % HISVOT | 26.58% |
| ASIVOT | 4,480 |
| % ASIVOT | 18.42% |

District: 5 and Vicinity



©2021 CALIPER; ©2020 HERE

| Field | Value |
|-------------|--------|
| District | 5 |
| POP20 | 51598 |
| Deviation | -560 |
| % Deviation | -1.07% |
| WHITE20 | 24197 |
| % WHITE20 | 46.9% |
| BLACK20 | 3519 |
| % BLACK20 | 6.82% |
| HISP20 | 7024 |
| % HISP20 | 13.61% |
| ASIAN20 | 12401 |
| % ASIAN20 | 24.03% |
| CVAP19 | 36183 |
| WCVP19 | 19946 |
| % WCVP19 | 55.13% |
| BCVP19 | 3803 |
| % BCVP19 | 10.51% |
| HCVAP19 | 3497 |
| % HCVAP19 | 9.66% |
| ACVP19 | 8155 |
| % ACVP19 | 22.54% |
| TOTVOT | 30889 |
| WHIVOT | 18,280 |
| % WHIVOT | 59.18% |
| BLAVOT | 1,965 |
| % BLAVOT | 6.36% |
| HISVOT | 2,647 |
| % HISVOT | 8.57% |
| ASIVOT | 6,758 |
| % ASIVOT | 21.88% |