

WCCUSD



CITIZENS' BOND OVERSIGHT COMMITTEE

MEETING PACKET FOR: FEBRUARY 12, 2024

1400 MARINA WAY SOUTH RICHMOND, CA 94804

**Brendan Havenar-
Daughton**
Chairperson

Lorraine Humes
Vice Chairperson

Ariel Xi
Secretary

AGENDA

Monday, February 12, 2024 – 6:15 PM

WCCUSD CITIZENS' BOND OVERSIGHT COMMITTEE

Bond Measure D (2010) \$380,000,000

Bond Measure E (2012) \$360,000,000

Bond Measure R (2020) \$575,000,000

(In Person Meeting)

1400 Marina Way South, Richmond CA 94804

To join by computer, please click the link below to join the webinar

<https://wccusd.zoom.us/j/95267496270>

Or by Telephone: US: 1+(669) 444-9171 / Webinar ID: 952 6749 6270

OPENING PROCEDURES:

A. CALL TO ORDER

B. ROLL CALL

Don Gosney, Brendan Havenar-Daughton, Lorraine Humes, Lin Johnson, Jia Ma, Ariel Xi
[6 members, 4 required for a quorum]

C. APPROVAL OF AGENDA

To discuss an item on the consent calendar, it must be removed from the agenda.

D. COMMENTS BY THE CHAIRPERSON

Vision for the CBOC: The CBOC is an effective independent bond oversight body defined by its collaborative and inclusive approach to empowering committee- and community members with awareness and information about the health and productivity of the WCCUSD bond program, while partnering with staff to implement creative and strategic solutions that strengthen the bond program.

Guiding Principles for the CBOC: Cordial, Collaborative, Competent, Communicative, Constructive and Coordinated

E. PUBLIC COMMENT (ON NON-AGENDIZED ITEMS)

Members of the public are invited to speak on non-agendized items. Comments are limited to three minutes per speaker. CBOC members may briefly respond, however no action can be taken at this time and discussion must be limited.

F. PUBLIC COMMENT (ON AGENDIZED ITEMS)

Members of the public who prefer to speak at the beginning of the meeting are invited to speak on agendized items. Comments are limited to three minutes per speaker. CBOC members may briefly respond, however no action can be taken at this time and discussion must be limited.

Please contact the CBOC Chairperson to suggest any issues to be placed on a future agenda
Brendan.CBOC@gmail.com

DISTRICT REPORTS

G. BOND PROGRAM PROJECT STATUS REPORT (Ellen Mejia-Hooper)

H. BOND PROGRAM FINANCIAL REPORT STATUS UPDATE (Luis Freese)

Status, timeline and expectations for consistent delivery of financial reports to CBOC

CBOC BUSINESS – ACTION ITEMS

I. CONSENT CALENDAR (Brendan Havenar-Daughton)

Unless pulled from the consent calendar by a member of the CBOC, staff or the public, consent items are approved without discussion)

1. Approval of Minutes
 - a. Minutes for January 8, 2024

J. APPOINTMENT TO THE (STANDING) CBOC MEMBER SELECTION COMMITTEE (Brendan Havenar-Daughton)

Purpose: To review CBOC applications, interview prospective members and support.

K. ESTABLISH AD-HOC BY-LAWS COMMITTEE (Brendan Havenar-Daughton)

Purpose: To review and propose edits of the CBOC By-laws and to present a final draft to the committee for discussion and approval.

L. ESTABLISH AD-HOC WEBSITE COMMITTEE (Brendan Havenar-Daughton)

Purpose: To draft a comprehensive list of specific CBOC website updates required to bring all content up to date and relevant to the Bond Program work currently underway.

M. ESTABLISH AD-HOC BOND PROJECT SITE VISIT COMMITTEE (Brendan Havenar-Daughton)

Purpose: To establish a method of maximizing committee member engagement in project site

visits and draft a proposed site visit schedule for committee review and approval.

- N. SUMMARY AND NEXT STEP PERTAINING TO THE CBOC MEETING WITH THE SUPERINTENDENT AND CONTRA COSTA COUNTY TAXPAYERS ASSOCIATION** (Lorraine Humes)
Review meeting outcomes including: District commitments and CBOC expectations for receiving a status update on the implementation of the Forensic Accounting Investigation (FAI) recommendations.
- O. AMEND CBOC MEETING SCHEDULE TO REFLECT JOINT SCHOOL BOARD MEETINGS** (Brendan Havenar-Daughton)
April 8, 2024 and September 9, 2024
- P. FIRST READING OF “CBOC Ground Rules and Norms”** (Brendan Havenar-Daughton)
Committee member norms to be voted on at March meeting.
- Q. NEW AND OLD BUSINESS** (Brendan Havenar-Daughton)
Call for agenda items. Call for Requests for Information. Call for attendance updates – known absences.
- R. NEXT SCHEDULED MEETING**
March 11, 2024 at 6:15 PM
- S. ADJOURNMENT IN MEMORY OF MR. ANTON JUNGHERR**

Following the regular meeting, Tami Dunning (WCCUSD CBOC Parliamentarian) will provide a training presentation on writing and composing By-Laws. This training session is expected to begin around 8:15PM. The public is welcome to attend. A recording will be made and posted on the CBOC website for future reference (<https://www.wccusd.net/wccusd-bond-oversight-committee>)

REFERENCE DOCUMENTS

1. Future Agenda Item Log
2. Information Request Log
3. CBOC Membership Roster
4. 2024 CBOC Attendance Chart
5. CBOC 2024 Meeting Schedule

Please contact the CBOC Chairperson to suggest any issues to be placed on a future agenda
Brendan.CBOC@gmail.com

Disability Information

Upon written request to the district, disability related modifications or accommodations—including auxiliary aids or services—will be provided. Please contact the Superintendent’s Office at (510) 231-1101 at least 48 hours in advance of the meeting.



Projects Status Update

Citizens' Bond Oversight Committee
February 12, 2024

Project Status Update

	SITE	PROJECT	TYPE	STATUS
Planning	Stege ES	Scoping and Prioritization	BOND	Programming and Schematic Design
	SITE	PROJECT	TYPE	STATUS
DESIGN	Kennedy HS	Modernization	BOND	Programming and Schematic Design
	Richmond HS	Modernization	BOND	Programming and Schematic Design
	Kennedy HS	Critical Needs: Demo 100 and 200 Building	BOND	Boiler Room Renovation – Preparing for Bidding MDF Relocation – DSA Comments Received Temp Housing Small Projects - In Progress
	SITE	PROJECT	TYPE	STATUS
PROCUREMENT	Shannon ES	Critical Needs: MPR	BOND	Rebid
	SITE	PROJECT	TYPE	STATUS
CONSTRUCTION	Lake	Campus Replacement	BOND	Increment 1 – Complete Increment 2 – Construction
	Hercules M/HS	Critical Needs: Science Building	BOND	Construction
	Collins ES	Critical Needs: HVAC Addition	BOND	Paused until PG&E Connection
	Cameron School	Critical Needs: HVAC Addition	BOND	Paused until PG&E Connection
	Kennedy Fields	Field and Bleachers Replacement	BOND	Closeout
	Pinole Valley HS	Fields Restoration & Bleachers	BOND	California Geotechnical Review in Progress

Richmond & Kennedy High Modernization




First Round of Focus Group Meetings

Lake Elementary School Campus Replacement



This two-phase project is the replacement of the Lake ES campus. The first phase includes new classrooms, library, and admin buildings and site work on the East half of the campus. The second phase will include new kindergarten and cafeteria buildings and remaining site work on the West half of the campus.

Lake Elementary School Campus Replacement



Last Month

Buildings C & B – Exterior painting, Prepping for concrete flatwork

Lake Elementary School Campus Replacement



Building A – Front counter, glazing installed in interior windows, prepping for flooring

Lake Elementary School Campus Replacement



Building A – Installing flooring in the Library and Community Room

Lake Elementary School Campus Replacement



Building B & C – All Access Restrooms

Lake Elementary School Campus Replacement



Building B & C – Classroom Casework and Lighting

Hercules Middle and High School Critical Needs Project



The primary purpose of this project is to build eight permanent high-quality science labs for both the Middle and High Schools. This project was identified in the Facilities Master Plan as Critical Needs Project. Support spaces include science teacher workrooms and student and staff restrooms. By the end of the project, nine portables will be removed from the campuses.

Hercules M. & H.S. Critical Needs Project



High School Slab

Hercules M. & H.S. Critical Needs Project



Middle School Framing and Beam

Hercules M. & H.S. Critical Needs Project



Spine
Wall

Project Status Report: 2/1/2024



Lake Elementary School Replacement Project

2700 11th St.
San Pablo, CA, 94806

Project No: 1000003734 DSA No: 01-119938

Project Scope

Replacement of existing campus with construction of six new buildings. The first phase includes demolition of existing Kindergarten Building and construction of three of the new buildings and site work on the East half of the campus. The second phase will include the other three new buildings and remaining site work on the West half of the campus.

Schedule

Notice to Proceed	8/5/2021
Original Project Duration	1258
Final Completion	1/24/2025
Approved Time Extensions	203
Revised Project Duration	1461
Revised Completion Date	8/15/2025
Calendar Days Elapsed	919 63%

Project Team

Owner	WCCUSD
Design Build Entity	Alten Construction & Co.
Construction Manager	RGM Kramer
Inspector	DSA School Inspectors, Inc.

Contract Summary

Amended Base Contract Amount	\$50,466,705
Amended Project Contingency	\$781,522
Amended District Contingency	\$3,406,055
Original Contract Amount	\$54,654,282
Contract Ammendments	\$2,500,000
Revised Contract Amount	\$57,154,282
Amended Project Contingency	\$781,522
Executed CO	\$221,437
Remaining Contingency	\$560,085
Open PCOs	\$35,965
Rejected PCOs	\$37,785
Amended District Contingency	\$3,406,055
Executed CO	\$944,939
Remaining Contingency	\$2,461,116
Open PCOs	\$2,910
Rejected PCOs	\$23,099
Completed & Stored & Billed to Date	\$26,446,267 48%
Stop Notices	\$0

Project Updates

Activities Last Month:
Site: Finish grading, concrete and asphalt paving, exterior painting. BldgA: Casework, Interior trim, slab vapor emmissions. Test lighting. Bldg B: Casework. Interior trim, painting, complete ceiling grid, test lighting, complete tile work. Bldg C: Complete interior paint, install ceiling grid, install lights and test, MEP above ceiling grid, casework and interior trim, tile.
Upcoming Work
Site: Finish grading, concrete and asphalt paving, exterior painting. PG&E power to the site. EBMUD fire water and domestic water to the site. Irrigation. Drains and final connections to site utilites. BldgA: Flooring, Casework, Interior trim and misc finishes, interior doors and hardware, ceiling tiles. Power to building. Startup HVAC, final connections to systems, exterior misc painting. Bldg B: Flooring, Casework, Interior trim and misc finishes, interior doors and hardware, ceiling tiles. Power to building. Startup HVAC, final connections to systems, exterior misc painting. Bldg C: Flooring, Casework, Interior trim and misc finishes, interior doors and hardware. Power to building. Exterior misc painting.

Project Status Report: 2/6/2024



Hercules Middle & High

New Science Building

1900 Refugio Valley Road
Hercules CA, 94547

Project No: 1000004154

DSA No: 01-120266

Project Scope	New 1 story, 14,410 sf classroom building with (8) laboratory classrooms, (2) lab prep rooms, restrooms, associated site work.
	Phase 1: Remove (4) middle school portables, complete student drop off sidewalk and paving improvements
	Phase 2: New science building
	Phase 3: Remove (4) high school portables and (1) restroom portable

Project Team	Owner	WCCUSD
	Architect	DSK Architects
	Construction Manager	Swinerton
	Contractor	Soltek Pacific Construction
	Inspector	Edward Sit

Schedule	NTP	6/13/2023	
	Original Project Duration	429	
	Final Completion	8/14/2024	
	Approved Time Extensions	0	
	Revised Project Duration	429	
	Revised Completion Date	8/14/2024	
	Calendar Days Lapsed	238	55%

Contract Summary	Original Contract Amount	\$15,613,000	
	BOE Executed COs	\$8,470.00	0.05%
	Unforeseen Conditions	\$0.00	0.00%
	Owner Requested	\$0.00	0.00%
	Design Changes	\$8,470.00	0.05%
	Outside Agency/Other	\$0.00	0.00%
	Revised Contract Amount (Contract + \$ Executed CO)	15,621,470.00	
	No. of PCOs	18	
	Pending PCOs	\$421,645.00	2.70%
	Rejected/Voided PCOs	\$0.00	0.00%
	Completed & Stored \$ Billed to Date	\$4,273,825.17	27.36%
	Stop Notices	\$0	

Project Status	Completed Work: - Building: Begin exterior framing MS. Begin MS restroom plumbing. Install MS steel. Pour High School slab on grade.
	Upcoming Work: - Building: Continue MS framing of walls and beams. Continue MS plumbing. Install HS steel columns. Begin HS wall framing. - Site: Backfill seat walls, ramp
	Project Issues: Weather has impacted the progress of construction activities



Frame Middle School exterior walls



Install plywood on Middle School exterior walls



Erect first Middle School wall



Middle School walls near end of month



Erect steel columns at Middle School



Pour High School slab



WEST CONTRA COSTA UNIFIED SCHOOL DISTRICT

CONSTRUCTION NEWSLETTER



LAKE ELEMENTARY CAMPUS REPLACEMENT PROJECT


Project Updates - February 2024

Construction Activity

Building A - Office and Library

Ongoing work in Progress:


- Finishing casework installation
- Installing flooring



Building B and C - Classroom Buildings


Ongoing work in Progress:

- Applying exterior paint
- Finishing casework installation
- Connecting and programming low-voltage devices
- Start floor installation



Site Work

- Base rock was completed on the perimeter emergency access road
- Begin installing concrete sidewalks and plazas between the buildings




Project Overview

- **Project Scope:** The primary purpose of this project is to replace the school campus. Campus will be occupied during the duration of this project. The project will have two main construction phases. The first phase will include new buildings and site work on the East half of the campus and the second phase will include new buildings and remaining site work on the West half of the campus. Project design started in August 2021 and the first phase of construction is scheduled to start in Summer 2022. Construction for Phase 1 is scheduled through Summer of 2023 and Phase 2 is scheduled through Fall 2025. This project is an investment in our community through the use of taxpayer bond dollars.
- **Architect:** Quattrocchi Kwok Architects - QKA
- **Anticipated Completion:** Fall 2025

Project Website

Additional information and past newsletters can be found on the project website. To receive an email of this monthly newsletter or ask a project question, please email: askfacilities@wccusd.net




Building C and B

Student Restrooms tile installation

Project Team:
Design Build Contractor:
Alten Construction

Construction Manager:
RGM Kramer Inc.
Matthew Medeiros
Matthew.Medeiros@wccusd.net



Building

In progress picture of the front office counter



Lake Construction Newsletter

WCCUSD Facilities Planning & Construction

Subscribe





WEST CONTRA COSTA UNIFIED SCHOOL DISTRICT CONSTRUCTION NEWSLETTER



HERCULES MIDDLE AND HIGH SCHOOL CRITICAL NEEDS PROJECT SCIENCE BUILDING

Project Updates - February 2024

Construction Completed Last Month

- Pour the High School side of the building pad
- Complete curbs for the interior restroom walls
- Set base plates and begin framing on the Middle School side
- Begin placement of structural steel



Construction Work Planned for This Month

- Set base plates and begin framing on the High School side
- Complete wall framing on the Middle School side
- Ongoing placement of structural steel
- Install glulam beams and start roof framing on the Middle School Side



Project Overview

- **Project Scope:** The primary purpose of this project is to build eight permanent high-quality science labs for both the Middle and High Schools. This project was identified in the Facilities Master Plan as Critical Needs Project. Support spaces include science teacher workrooms and student and staff restrooms. By the end of the project, nine portables will be removed from the campuses.
- **Architect:** DSK Architects
- **Contractor:** Soltek Pacific Construction
- **Anticipated Completion:** Summer 2024

Project Website

Additional information and past newsletters can be found on the project website. To receive an email of this monthly newsletter or ask a project question, please email: askfacilities@wccusd.net



First Beam!

Contact Information

Contractor:

Soltek Pacific Construction

Construction Manager:

Swinerton

Christine Tai

christine.tai@wccusd.net



Structural Steel



Hercules Construction Newsletter

WCCUSD Facilities Planning & Construction

Subscribe





WEST CONTRA COSTA UNIFIED SCHOOL DISTRICT

CONSTRUCTION NEWSLETTER DESIGN EDITION

KENNEDY HIGH SCHOOL MODERNIZATION PROJECT



One of Facilities' team goals is to keep you updated and engaged on facilities within our District. This newsletter is meant to keep you posted specifically on our Kennedy High School Modernization Project.

February 2024 - From Planning to Design



Where have we been?

On November 8th, the WCCUSD Board approved the scope and budget for the modernization project at Kennedy High School. The scope includes a new two-story classroom and office building along Cutting Blvd. A combination cafeteria and performance space will replace the 500 Building. A remodel of the 600 Building and existing cafeteria will accommodate the Career Technical programs. The remaining building will be updated. If you would like to see the options and other information from the scope development process, please click on the project website button below.



Where are we headed?

Design work for the project has begun. The first steps of programming and schematic design will define the design style of the new building and all the spaces that will be included in renovation and new construction projects. Future newsletters will announce community input opportunities in April.



Project Website

Contact Information

Architect:
HKIT Architects
Construction Manager:
Tim Haley
tim.haley@wccusd.net



KHS Modernization Project Newsletter
WCCUSD Facilities Planning & Construction

Subscribe





WEST CONTRA COSTA UNIFIED SCHOOL DISTRICT

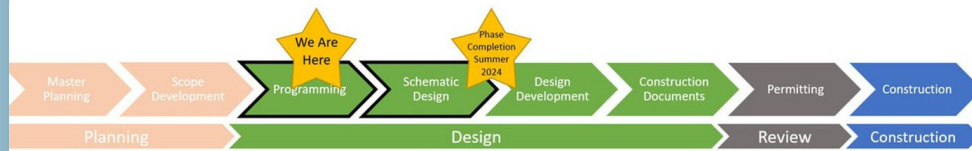
CONSTRUCTION NEWSLETTER DESIGN EDITION

RICHMOND HIGH SCHOOL MODERNIZATION PROJECT



One of Facilities' team goals is to keep you updated and engaged on facilities within our District. This newsletter is meant to keep you posted specifically on our Richmond High School Modernization Project.

February 2024 - Status: Starting Design



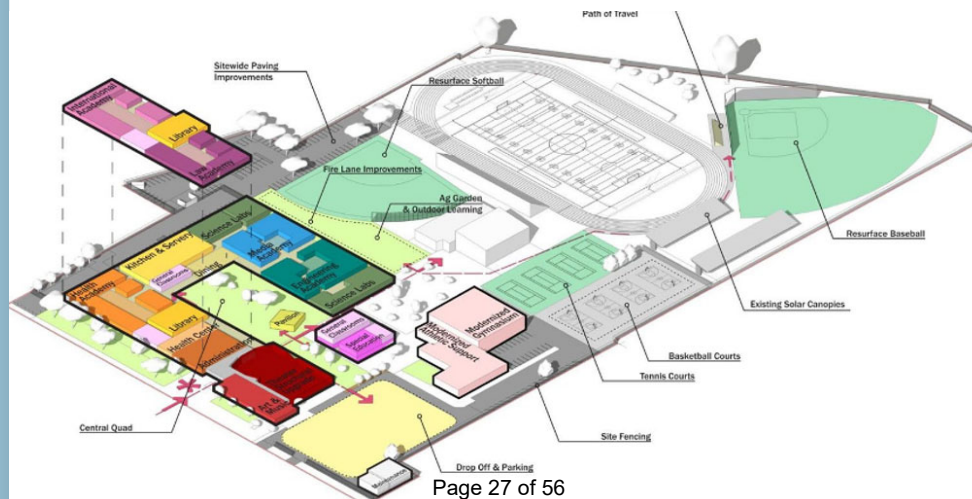
Where have we been?

On November 8th, the WCCUSD Board approved the scope and budget for the modernization project at Richmond High School. The scope includes demolishing part of the classroom building and building a new two-story building along 23rd Street. The remaining portion of the classroom building will be updated, including adding windows. The large gym and 600 Buildings will be refreshed. If you would like to see the options and other information from the scope development process, please click on the project website button below.



Where are we headed?

Design work for the project has begun. The first steps of programming and schematic design will define the design style of the new building and all the spaces that will be included in renovation and new construction projects. Future newsletters will announce community input opportunities in April.





Contact Information
Architect:
DLR Group
Construction Manager:
Tim Haley
tim.haley@wccusd.net



Focus Group Meetings

Focus group meetings were held with the staff and leadership class in the last week of January to kick off the design process.

E **RHS Modernization Project Newsletter**
WCCUSD Facilities Planning & Construction

Subscribe





Consolidated Budget Status Report

Budgets versus Commitments and Expenditures for multiple Projects

Budget vs. Commitments and Expenditures

School/Project Name	Budget	Commitments			Expenditures		
	Total Budget	Total Commitments	% Budget Committed	Remaining Against Budget	Total Expenditures	Remaining Against Committed	% Budget Spent
1 Bayview Elementary School							
Legacy Project	19,850,802	19,850,802	100.0%	-	19,850,802	-	100.0%
	19,850,802	19,850,802	100.0%	-	19,850,802	-	100.0%
1 Cameron							
* Critical Needs	3,500,000	3,266,251	93.3%	233,749	3,162,536	103,716	90.4%
Legacy Project	122,195	122,195	100.0%	-	122,195	-	100.0%
	3,622,195	3,388,446	93.5%	233,749	3,284,731	103,716	90.7%
1 Castro Elementary School							
Legacy Project	620,944	620,944	100.0%	-	620,944	-	100.0%
	620,944	620,944	100.0%	-	620,944	-	100.0%
1 Chavez Elementary School							
Critical Needs	72,847	72,847	100.0%	-	72,847	-	100.0%
Legacy Project	985,387	985,387	100.0%	-	985,387	-	100.0%
	1,058,234	1,058,234	100.0%	-	1,058,234	-	100.0%
1 Collins Elementary School							
* Critical Needs	7,300,000	6,579,733	90.1%	720,267	6,194,082	385,651	84.9%
Legacy Project	1,638,871	1,638,871	100.0%	-	1,638,871	-	100.0%
	8,938,871	8,218,604	91.9%	720,267	7,832,953	385,651	87.6%
1 Coronado Elementary School							
Legacy Project	43,022,627	43,022,627	100.0%	-	43,022,627	-	100.0%
	43,022,627	43,022,627	100.0%	-	43,022,627	-	100.0%
1 Dover Elementary School							
Legacy Project	35,095,267	35,095,267	100.0%	-	35,095,267	-	100.0%
	35,095,267	35,095,267	100.0%	-	35,095,267	-	100.0%
1 Downer Elementary School							
Legacy Project	33,415,902	33,415,902	100.0%	-	33,415,902	-	100.0%
	33,415,902	33,415,902	100.0%	-	33,415,902	-	100.0%
1 El Sobrante Elementary School							
Legacy Project	536,231	536,231	100.0%	-	536,231	-	100.0%
	536,231	536,231	100.0%	-	536,231	-	100.0%
1 Ellerhorst Elementary School							
Legacy Project	13,931,806	13,931,806	100.0%	-	13,931,806	-	100.0%
	13,931,806	13,931,806	100.0%	-	13,931,806	-	100.0%
1 Fairmont Elementary School							
* Critical Needs	3,000,000	2,738,183	91.3%	261,817	2,738,183	-	91.3%
Legacy Project	3,864,259	3,864,259	100.0%	-	3,864,259	-	100.0%
	6,864,259	6,602,441	96.2%	261,817	6,602,441	-	96.2%
1 Ford Elementary School							
Legacy Project	30,817,526	30,817,526	100.0%	-	30,817,526	-	100.0%
	30,817,526	30,817,526	100.0%	-	30,817,526	-	100.0%
1 Grant Elementary School							
Critical Needs	211,467	211,467	100.0%	-	211,467	-	100.0%
Legacy Project	1,944,098	1,944,098	100.0%	-	1,944,098	-	100.0%
	2,155,565	2,155,565	100.0%	-	2,155,565	-	100.0%
1 Hanna Ranch Elementary School							
Legacy Project	783,349	783,349	100.0%	-	783,349	-	100.0%
	783,349	783,349	100.0%	-	783,349	-	100.0%
1 Harbour Way							
Legacy Project	121,944	121,944	100.0%	-	121,944	-	100.0%
	121,944	121,944	100.0%	-	121,944	-	100.0%
1 Harding Elementary School							
Legacy Project	22,632,446	22,632,446	100.0%	-	22,632,446	-	100.0%
	22,632,446	22,632,446	100.0%	-	22,632,446	-	100.0%
1 Harmon Knolls							
Critical Needs	406,946	406,946	100.0%	-	406,946	-	100.0%
Soil Testing	41,489	41,489	100.0%	-	41,489	-	100.0%
	448,435	448,435	100.0%	-	448,435	-	100.0%



Budget vs. Commitments and Expenditures

Consolidated Budget Status Report

Budgets versus Commitments and Expenditures for multiple Projects

School/Project Name	Budget	Commitments			Expenditures		
	Total Budget	Total Commitments	% Budget Committed	Remaining Against Budget	Total Expenditures	Remaining Against Committed	% Budget Spent
1 Highland Elementary School							
* Water & Power Upgrade	747,125	-	0.0%	747,125	-	-	0.0%
Critical Needs	52,875	52,875	100.0%	-	52,875	-	100.0%
Legacy Project	1,879,839	1,879,839	100.0%	-	1,879,839	-	100.0%
	2,679,839	1,932,714	72.1%	747,125	1,932,714	-	72.1%
1 Kensington Elementary School							
Legacy Project.	19,343,892	19,343,892	100.0%	-	19,343,892	-	100.0%
	19,343,892	19,343,892	100.0%	-	19,343,892	-	100.0%
1 King Elementary School							
Legacy Project	25,342,166	25,342,166	100.0%	-	25,342,166	-	100.0%
	25,342,166	25,342,166	100.0%	-	25,342,166	-	100.0%
1 Lake Elementary School							
* Campus Replacement	64,499,361	59,846,022	92.8%	4,653,339	28,244,443	31,601,580	43.8%
Legacy Project	1,500,322	1,500,322	100.0%	-	1,500,322	-	100.0%
Portable Demolition	147,501	147,501	100.0%	-	147,501	-	100.0%
	66,147,184	61,493,845	93.0%	4,653,339	29,892,265	31,601,580	45.2%
1 Lincoln Elementary School							
Legacy Project	17,676,561	17,676,561	100.0%	-	17,676,561	-	100.0%
	17,676,561	17,676,561	100.0%	-	17,676,561	-	100.0%
1 Lupine Hills Elementary School							
Legacy Project	15,395,678	15,395,678	100.0%	-	15,395,678	-	100.0%
	15,395,678	15,395,678	100.0%	-	15,395,678	-	100.0%
1 Madera Elementary School							
Legacy Project	12,233,801	12,233,801	100.0%	-	12,233,801	-	100.0%
	12,233,801	12,233,801	100.0%	-	12,233,801	-	100.0%
1 Michelle Obama School							
* Campus Replacement	40,300,000	39,361,480	97.7%	938,520	39,361,480	-	97.7%
Legacy Project	3,829,324	3,829,324	100.0%	-	3,829,324	-	100.0%
	44,129,324	43,190,804	97.9%	938,520	43,190,804	-	97.9%
1 Mira Vista K-8							
Legacy Project	16,651,130	16,651,130	100.0%	-	16,651,130	-	100.0%
	16,651,130	16,651,130	100.0%	-	16,651,130	-	100.0%
1 Montalvin K-8							
Additional New Classrooms	4,028,011	4,028,011	100.0%	-	4,028,011	-	100.0%
Legacy Project	12,763,017	12,763,017	100.0%	-	12,763,017	-	100.0%
	16,791,028	16,791,028	100.0%	-	16,791,028	-	100.0%
1 Murphy Elementary School							
Legacy Project	15,619,655	15,619,655	100.0%	-	15,619,655	-	100.0%
	15,619,655	15,619,655	100.0%	-	15,619,655	-	100.0%
1 Nystrom Elementary School							
Classroom Renovation	30,233,455	30,233,455	100.0%	-	30,233,455	-	100.0%
Demo Portable and Sitework	518,285	518,285	100.0%	-	518,285	-	100.0%
Legacy Project	5,442,234	5,442,234	100.0%	-	5,442,234	-	100.0%
Multi-purpose Room	11,606,839	11,606,839	100.0%	-	11,606,839	-	100.0%
	47,800,813	47,800,813	100.0%	-	47,800,813	-	100.0%
1 Ohlone Elementary School							
Classroom and Admin Building	24,508,510	24,508,510	100.0%	-	24,508,510	-	100.0%
Critical Needs	623,885	623,885	100.0%	-	623,885	-	100.0%
Legacy Project	3,962,598	3,962,598	100.0%	-	3,962,598	-	100.0%
Portable Removal & Playgrnd	5,397,758	5,397,758	100.0%	-	5,397,758	-	100.0%
	34,492,752	34,492,752	100.0%	-	34,492,752	-	100.0%
1 Olinda Elementary School							
Critical Needs	793,247	793,247	100.0%	-	793,247	-	100.0%
Legacy Project	1,286,942	1,286,942	100.0%	-	1,286,942	-	100.0%
	2,080,188	2,080,188	100.0%	-	2,080,188	-	100.0%
1 Peres K-8							
Legacy Project	21,424,293	21,424,293	100.0%	-	21,424,293	-	100.0%



Consolidated Budget Status Report

Budgets versus Commitments and Expenditures for multiple Projects

Budget vs. Commitments and Expenditures

School/Project Name	Budget	Commitments			Expenditures		
	Total Budget	Total Commitments	% Budget Committed	Remaining Against Budget	Total Expenditures	Remaining Against Committed	% Budget Spent
1 RCP Charter School	21,424,293	21,424,293	100.0%	-	21,424,293	-	100.0%
Legacy Project	4,415,204	4,415,204	100.0%	-	4,415,204	-	100.0%
	4,415,204	4,415,204	100.0%	-	4,415,204	-	100.0%
1 Riverside Elementary School							
* Critical Needs	6,900,000	4,115,544	59.6%	2,784,456	4,065,097	50,447	58.9%
Legacy Project	14,611,005	14,611,005	100.0%	-	14,611,005	-	100.0%
	21,511,005	18,726,549	87.1%	2,784,456	18,676,102	50,447	86.8%
1 Seaview Elementary School							
Legacy Project	499,116	499,116	100.0%	-	499,116	-	100.0%
	499,116	499,116	100.0%	-	499,116	-	100.0%
1 Shannon Elementary School							
* Critical Needs	9,300,000	525,476	5.7%	8,774,524	385,173	140,303	4.1%
Legacy Project	1,555,163	1,555,163	100.0%	-	1,555,163	-	100.0%
	10,855,163	2,080,639	19.2%	8,774,524	1,940,336	140,303	17.9%
1 Sheldon Elementary School							
Legacy Project	15,102,837	15,102,837	100.0%	-	15,102,837	-	100.0%
	15,102,837	15,102,837	100.0%	-	15,102,837	-	100.0%
1 Stege Elementary School							
* Critical Needs	43,000,000	76,700	0.2%	42,923,300	76,700	-	0.2%
Legacy Project	3,445,886	3,445,886	100.0%	-	3,445,886	-	100.0%
	46,445,886	3,522,586	7.6%	42,923,300	3,522,586	-	7.6%
1 Stewart K-8							
Legacy Project	16,737,037	16,737,037	100.0%	-	16,737,037	-	100.0%
	16,737,037	16,737,037	100.0%	-	16,737,037	-	100.0%
1 Tara Hills Elementary School							
Legacy Project	14,975,067	14,975,067	100.0%	-	14,975,067	-	100.0%
	14,975,067	14,975,067	100.0%	-	14,975,067	-	100.0%
1 TLC Elementary School							
Legacy Project	116,673	116,673	100.0%	-	116,673	-	100.0%
	116,673	116,673	100.0%	-	116,673	-	100.0%
1 Valley View Elementary School							
Critical Needs	1,091,447	1,091,447	100.0%	-	1,091,447	-	100.0%
Existing Campus Demo	33,096	33,096	100.0%	-	33,096	-	100.0%
Legacy Project	3,908,093	3,908,093	100.0%	-	3,908,093	-	100.0%
Portables	5,189,726	5,189,726	100.0%	-	5,189,726	-	100.0%
	10,222,362	10,222,362	100.0%	-	10,222,362	-	100.0%
1 Verde K-8							
Legacy Project	16,065,870	16,065,870	100.0%	-	16,065,870	-	100.0%
	16,065,870	16,065,870	100.0%	-	16,065,870	-	100.0%
1 Washington Elementary School							
Legacy Project	15,322,847	15,322,847	100.0%	-	15,322,847	-	100.0%
	15,322,847	15,322,847	100.0%	-	15,322,847	-	100.0%
1 West Hercules							
Legacy Project	56,847	56,847	100.0%	-	56,847	-	100.0%
	56,847	56,847	100.0%	-	56,847	-	100.0%
2 Adams Middle School							
Legacy Project	691,211	691,211	100.0%	-	691,211	-	100.0%
	691,211	691,211	100.0%	-	691,211	-	100.0%
2 Betty Reid Soskin Middle School							
Critical Needs	5,169,597	5,169,597	100.0%	-	5,169,597	-	100.0%
Legacy Project	1,245,896	1,245,896	100.0%	-	1,245,896	-	100.0%
	6,415,493	6,415,493	100.0%	-	6,415,493	-	100.0%
2 DeJean Middle School							
Legacy Project	381,209	381,209	100.0%	-	381,209	-	100.0%
	381,209	381,209	100.0%	-	381,209	-	100.0%
2 Helms Middle School							



Consolidated Budget Status Report

Budgets versus Commitments and Expenditures for multiple Projects

Budget vs. Commitments and Expenditures

School/Project Name	Budget	Commitments			Expenditures		
	Total Budget	Total Commitments	% Budget Committed	Remaining Against Budget	Total Expenditures	Remaining Against Committed	% Budget Spent
Legacy Project	83,432,888	83,432,888	100.0%	-	83,432,888	-	100.0%
	83,432,888	83,432,888	100.0%	-	83,432,888	-	100.0%
2 Hercules Middle School							
Legacy Project	699,000	699,000	100.0%	-	699,000	-	100.0%
	699,000	699,000	100.0%	-	699,000	-	100.0%
2 Korematsu Middle School							
* New Buildings	53,439,076	53,056,037	99.3%	383,040	52,790,907	265,130	98.8%
Legacy Project	19,943,103	19,943,103	100.0%	-	19,943,103	-	100.0%
	73,382,179	72,999,139	99.5%	383,040	72,734,009	265,130	99.1%
2 Pinole Middle School							
Legacy Project	56,689,430	56,689,430	100.0%	-	56,689,430	-	100.0%
	56,689,430	56,689,430	100.0%	-	56,689,430	-	100.0%
3 De Anza High School							
Legacy Project	132,236,248	132,236,248	100.0%	-	132,236,248	-	100.0%
	132,236,248	132,236,248	100.0%	-	132,236,248	-	100.0%
3 DELTA NSS							
Legacy Project	152,226	152,226	100.0%	-	152,226	-	100.0%
	152,226	152,226	100.0%	-	152,226	-	100.0%
3 El Cerrito High School							
Legacy Project	128,477,500	128,477,500	100.0%	-	128,477,500	-	100.0%
Stadium	18,372,605	18,372,605	100.0%	-	18,372,605	-	100.0%
	146,850,105	146,850,105	100.0%	-	146,850,105	-	100.0%
3 Greenwood High School							
Legacy Project	79,583,607	79,583,607	100.0%	-	79,583,607	-	100.0%
	79,583,607	79,583,607	100.0%	-	79,583,607	-	100.0%
3 Hercules High School							
* Critical Needs	19,700,000	17,076,063	86.7%	2,623,937	4,264,281	12,811,782	21.6%
Legacy Project	3,295,019	3,295,019	100.0%	-	3,295,019	-	100.0%
	22,995,019	20,371,082	88.6%	2,623,937	7,559,300	12,811,782	32.9%
3 KAPPA NSS							
Legacy Project	109,831	109,831	100.0%	-	109,831	-	100.0%
	109,831	109,831	100.0%	-	109,831	-	100.0%
3 Kennedy High School							
* Critical Needs	12,200,000	946,983	7.8%	11,253,017	561,206	385,777	4.6%
* Fields, Bleachers, Press Box	6,600,000	6,192,997	93.8%	407,003	6,125,145	67,853	92.8%
*Modernization	280,100,000	302,685	0.1%	279,797,315	290,301	12,384	0.1%
Legacy Project	33,854,981	33,854,981	100.0%	-	33,854,981	-	100.0%
	332,754,981	41,297,647	12.4%	291,457,335	40,831,633	466,014	12.3%
3 North Campus High School							
Legacy Project	205,450	205,450	100.0%	-	205,450	-	100.0%
	205,450	205,450	100.0%	-	205,450	-	100.0%
3 OMEGA NSS							
Legacy Project	118,313	118,313	100.0%	-	118,313	-	100.0%
	118,313	118,313	100.0%	-	118,313	-	100.0%
3 Pinole Valley High School							
* Fields/Sitework	19,616,955	18,171,486	92.6%	1,445,469	18,025,816	145,670	91.9%
* Site Design	17,960,414	17,982,295	100.1%	(21,880)	17,966,200	16,094	100.0%
Campus Replacement	154,109,282	154,111,262	100.0%	(1,980)	154,111,262	-	100.0%
Detention Basin and Paving	3,517,521	3,517,521	100.0%	-	3,517,521	-	100.0%
Existing Building Demolition	2,511,397	2,051,612	81.7%	459,784	2,051,612	-	81.7%
Hillside Stabilization	2,199,821	2,199,821	100.0%	-	2,199,821	-	100.0%
Interim Campus	8,796,248	8,796,248	100.0%	-	8,796,248	-	100.0%
Interim Campus Demo	3,625,096	3,625,096	100.0%	-	3,625,096	-	100.0%
Legacy Furniture & Equipment	36,520	36,520	100.0%	-	36,520	-	100.0%
Legacy Program Cost	696,938	696,938	100.0%	-	696,938	-	100.0%
Legacy Restroom Renovation	167,601	167,601	100.0%	-	167,601	-	100.0%
Legacy Technology	37,165	37,165	100.0%	-	37,165	-	100.0%



Consolidated Budget Status Report

Budgets versus Commitments and Expenditures for multiple Projects

Budget vs. Commitments and Expenditures

School/Project Name	Budget	Commitments			Expenditures		
	Total Budget	Total Commitments	% Budget Committed	Remaining Against Budget	Total Expenditures	Remaining Against Committed	% Budget Spent
Legacy Track	1,676,771	1,676,771	100.0%	-	1,676,771	-	100.0%
Off Site Parking and Traffic	1,240,584	1,240,584	100.0%	-	1,240,584	-	100.0%
Video Surveillance System	357,268	357,268	100.0%	-	357,268	-	100.0%
	216,549,580	214,668,187	99.1%	1,881,393	214,506,423	161,764	99.1%
3 Richmond High School							
* Gym and Seismic Classroom	21,000,000	20,251,051	96.4%	748,949	20,250,034	1,016	96.4%
* Modernization	280,100,000	304,500	0.1%	279,795,500	293,843	10,658	0.1%
Legacy Project	21,622,087	21,622,087	100.0%	-	21,622,087	-	100.0%
	322,722,087	42,177,638	13.1%	280,544,449	42,165,964	11,674	13.1%
3 SIGMA NSS							
Legacy Project	110,949	110,949	100.0%	-	110,949	-	100.0%
	110,949	110,949	100.0%	-	110,949	-	100.0%
3 Vista High School							
Legacy Project	7,236,543	7,236,543	100.0%	-	7,236,543	-	100.0%
	7,236,543	7,236,543	100.0%	-	7,236,543	-	100.0%
4 Technology							
* Infrastructure	15,366,976	15,257,574	99.3%	109,402	15,204,206	53,368	98.9%
Computer Common Core	3,903,858	3,903,858	100.0%	-	3,903,858	-	100.0%
District Network Backbone	568,416	568,416	100.0%	-	568,416	-	100.0%
IT Data Center	1,400,746	1,400,746	100.0%	-	1,400,746	-	100.0%
Teacher Equipment	112,360	112,360	100.0%	-	112,360	-	100.0%
Tech Communication	1,130,966	1,130,966	100.0%	-	1,130,966	-	100.0%
Technology Equipment	1,885,661	1,885,661	100.0%	-	1,885,661	-	100.0%
Technology Wireless	10,993,016	10,993,016	100.0%	-	10,993,016	-	100.0%
	35,362,000	35,252,598	99.7%	109,402	35,199,230	53,368	99.5%
4 Central							
* Assoc Superintendent Bond	2,959,015	3,083,821	104.2%	(124,806)	3,058,237	25,585	103.4%
* Business Services Personnel Cc	6,127,797	6,475,086	105.7%	(347,290)	6,475,086	0	105.7%
* District Support	30,526,380	28,087,649	92.0%	2,438,731	27,852,160	235,489	91.2%
* Facility Dept Personnel Cost	17,695,520	19,983,495	112.9%	(2,287,975)	19,166,166	817,329	108.3%
* Program Coordination	54,022,923	52,524,188	97.2%	1,498,735	51,630,159	894,029	95.6%
	111,331,634	110,154,239	98.9%	1,177,395	108,181,808	1,972,431	97.2%
Totals	2,384,060,605	1,743,846,556	73.1%	640,214,048	1,695,822,698	48,023,858	71.1%



Consolidated Budget Status Report

Budgets versus Commitments and Expenditures for multiple Projects

Budget vs. Commitments and Expenditures

School/Project Name	Budget			Commitments			Expenditures	
	Initial Budget	Approved Budget Changes	Total Budget	Total Commitments	% Budget Comm't'd	Remaining Against Budget	Total Expenditures	% Budget Spent
1 Cameron								
* Critical Needs	1,300,000	2,200,000	3,500,000	3,266,251	93.3%	233,749	3,162,536	90.4%
	1,300,000	2,200,000	3,500,000	3,266,251	93.3%	233,749	3,162,536	90.4%
1 Chavez Elementary School								
Critical Needs	600,000	(527,153)	72,847	72,847	100.0%	-	72,847	100.0%
	600,000	(527,153)	72,847	72,847	100.0%	-	72,847	100.0%
1 Collins Elementary School								
* Critical Needs	3,500,000	3,800,000	7,300,000	6,579,733	90.1%	720,267	6,194,082	84.9%
	3,500,000	3,800,000	7,300,000	6,579,733	90.1%	720,267	6,194,082	84.9%
1 Fairmont Elementary School								
* Critical Needs	3,000,000	-	3,000,000	2,738,183	91.3%	261,817	2,738,183	91.3%
	3,000,000	-	3,000,000	2,738,183	91.3%	261,817	2,738,183	91.3%
1 Grant Elementary School								
Critical Needs	900,000	(688,533)	211,467	211,467	100.0%	-	211,467	100.0%
	900,000	(688,533)	211,467	211,467	100.0%	-	211,467	100.0%
1 Harmon Knolls								
Critical Needs	200,000	206,946	406,946	406,946	100.0%	-	406,946	100.0%
Soil Testing	100,000	(58,511)	41,489	41,489	100.0%	-	41,489	100.0%
	300,000	148,435	448,435	448,435	100.0%	-	448,435	100.0%
1 Highland Elementary School								
* Water & Power Upgrade	-	747,125	747,125	-	0.0%	747,125	-	0.0%
Critical Needs	800,000	(747,125)	52,875	52,875	100.0%	-	52,875	100.0%
	800,000	-	800,000	52,875	6.6%	747,125	52,875	6.6%
1 Lake Elementary School								
* Campus Replacement	64,499,361	0	64,499,361	59,846,022	92.8%	4,653,339	28,244,443	43.8%
Portable Demolition	500,000	(352,499)	147,501	147,501	100.0%	-	147,501	100.0%
	64,999,361	(352,499)	64,646,862	59,993,523	92.8%	4,653,339	28,391,944	43.9%
1 Michelle Obama School								
* Campus Replacement	40,300,000	-	40,300,000	39,361,480	97.7%	938,520	39,361,480	97.7%
	40,300,000	-	40,300,000	39,361,480	97.7%	938,520	39,361,480	97.7%
1 Ohlone Elementary School								
Critical Needs	800,000	(176,115)	623,885	623,885	100.0%	-	623,885	100.0%
	800,000	(176,115)	623,885	623,885	100.0%	-	623,885	100.0%
1 Olinda Elementary School								
Critical Needs	1,000,000	(206,753)	793,247	793,247	100.0%	-	793,247	100.0%
	1,000,000	(206,753)	793,247	793,247	100.0%	-	793,247	100.0%
1 Riverside Elementary School								
* Critical Needs	6,900,000	-	6,900,000	4,115,544	59.6%	2,784,456	4,065,097	58.9%
	6,900,000	-	6,900,000	4,115,544	59.6%	2,784,456	4,065,097	58.9%
1 Shannon Elementary School								
* Critical Needs	7,100,000	2,200,000	9,300,000	525,476	5.7%	8,774,524	385,173	4.1%
	7,100,000	2,200,000	9,300,000	525,476	5.7%	8,774,524	385,173	4.1%
1 Stege Elementary School								
* Critical Needs	43,000,000	-	43,000,000	76,700	0.2%	42,923,300	76,700	0.2%
	43,000,000	-	43,000,000	76,700	0.2%	42,923,300	76,700	0.2%
1 Valley View Elementary School								
Critical Needs	1,000,000	91,447	1,091,447	1,091,447	100.0%	-	1,091,447	100.0%
	1,000,000	91,447	1,091,447	1,091,447	100.0%	-	1,091,447	100.0%
2 Betty Reid Soskin Middle School								
Critical Needs	3,100,000	2,069,597	5,169,597	5,169,597	100.0%	-	5,169,597	100.0%
	3,100,000	2,069,597	5,169,597	5,169,597	100.0%	-	5,169,597	100.0%
3 Hercules High School								
* Critical Needs	14,700,000	5,000,000	19,700,000	17,076,063	86.7%	2,623,937	4,264,281	21.6%



Consolidated Budget Status Report

Budgets versus Commitments and Expenditures for multiple Projects

Budget vs. Commitments and Expenditures

School/Project Name	Budget			Commitments			Expenditures	
	Initial Budget	Approved Budget Changes	Total Budget	Total Commitments	% Budget Comm't'd	Remaining Against Budget	Total Expenditures	% Budget Spent
	14,700,000	5,000,000	19,700,000	17,076,063	86.7%	2,623,937	4,264,281	21.6%
3 Kennedy High School								
* Critical Needs	12,200,000	-	12,200,000	946,983	7.8%	11,253,017	561,206	4.6%
	12,200,000	-	12,200,000	946,983	7.8%	11,253,017	561,206	4.6%
3 Richmond High School								
* Gym and Seismic Classroom	15,100,000	5,900,000	21,000,000	20,251,051	96.4%	748,949	20,250,034	96.4%
	15,100,000	5,900,000	21,000,000	20,251,051	96.4%	748,949	20,250,034	96.4%
Totals	220,599,361	19,458,426	240,057,786	163,394,786	68.1%	76,663,001	117,914,515	49.1%



Consolidated Budget Status Report

Budgets versus Commitments and Expenditures for multiple Projects

Budget vs. Commitments and Expenditures

School/Project Name	Budget			Commitments			Expenditures	
	Initial Budget	Approved Budget Changes	Total Budget	Total Commitments	% Budget Commt'd	Remaining Against Budget	Total Expenditures	% Budget Spent
3 Kennedy High School								
* Fields, Bleachers, Press Box	6,600,000	0	6,600,000	6,192,997	93.8%	407,003	6,125,145	92.8%
*Modernization	280,100,000	-	280,100,000	302,685	0.1%	279,797,315	290,301	0.1%
	286,700,000	0	286,700,000	6,495,682	2.3%	280,204,318	6,415,445	2.2%
3 Richmond High School								
* Modernization	280,100,000	-	280,100,000	304,500	0.1%	279,795,500	293,843	0.1%
	280,100,000	-	280,100,000	304,500	0.1%	279,795,500	293,843	0.1%
Totals	566,800,000	0	566,800,000	6,800,182	1.2%	559,999,818	6,709,288	1.2%



WEST CONTRA COSTA UNIFIED SCHOOL DISTRICT
Bond Program Spending to Date by Site
Data as of 01/31/2024

Updated 02/08/2024

Site Name	Original Budget *	Board Approved Budget 11/08/2023	Expended FY 99-01 thru FY 22-23	Expended thru January FY 23-24	Expended Total thru 01/31/2024	Committed Balance as of 01/31/2024	Budget Balance as of 01/31/2024	Notes
BAYVIEW	17,732,392	19,850,802	19,850,802		19,850,802	-	-	Footnote 1
CHAVEZ	1,339,784	1,058,234	1,058,234		1,058,234	-	-	Footnote 1
COLLINS	993,294	8,938,871	2,932,134	4,900,819	7,832,953	385,651	720,267	Footnote 3
CORONADO	11,278,047	43,022,627	43,022,627		43,022,627	-	-	Footnote 1
DOVER	13,070,243	35,095,267	35,095,267		35,095,267	-	-	Footnote 1
DOWNER	28,819,079	33,415,902	33,415,902		33,415,902	-	-	Footnote 1
ELLERHORST	11,238,341	13,931,806	13,931,806		13,931,806	-	-	Footnote 1
FAIRMONT	10,971,356	6,864,259	6,602,441	-	6,602,441	-	261,817	Footnote 3
FORD	11,839,322	30,817,526	30,817,526		30,817,526	-	-	Footnote 1
GRANT	1,409,600	2,155,565	2,155,565		2,155,565	-	-	Footnote 1
HANNA RANCH	680,923	783,349	783,349		783,349	-	-	Footnote 1
HARDING	15,574,211	22,632,446	22,632,446		22,632,446	-	-	Footnote 1
HARMON KNOLLS	-	448,435	448,435		448,435	-	-	Footnote 1
HIGHLAND	13,504,714	2,679,839	1,932,714		1,932,714	-	747,125	Footnote 3
KENSINGTON	16,397,920	19,343,892	19,343,892		19,343,892	-	-	Footnote 1
KING	16,688,732	25,342,166	25,342,166		25,342,166	-	-	Footnote 1
LAKE	822,657	66,147,184	17,969,780	11,922,485	29,892,265	31,601,580	4,653,339	Footnote 3
LINCOLN	15,225,821	17,676,561	17,676,561		17,676,561	-	-	Footnote 1
LUPINE HILLS	16,111,242	15,395,678	15,395,678		15,395,678	-	-	Footnote 1
MADERA	11,088,764	12,233,801	12,233,801		12,233,801	-	-	Footnote 1
MICHELLE OBAMA**	13,673,885	44,129,324	43,173,377	17,427	43,190,804	-	938,520	Footnote 3
MIRA VISTA	13,928,364	16,651,130	16,651,130		16,651,130	-	-	Footnote 1
MONTALVIN	15,904,716	16,791,028	16,791,028		16,791,028	-	-	Footnote 1
MURPHY	13,554,495	15,619,655	15,619,655		15,619,655	-	-	Footnote 1
NYSTROM	20,999,690	47,800,813	47,800,813		47,800,813	-	-	Footnote 1
OHLONE	14,174,928	34,492,752	34,492,752		34,492,752	-	-	Footnote 1
OLINDA	1,170,596	2,080,188	2,080,188		2,080,188	-	-	Footnote 1
PERES	19,752,789	21,424,293	21,424,293		21,424,293	-	-	Footnote 1
RIVERSIDE	13,439,831	21,511,005	17,806,316	869,786	18,676,102	50,447	2,784,456	Footnote 3
SHANNON	1,157,736	10,855,163	1,922,129	18,207	1,940,336	140,303	8,774,524	Footnote 3
SHELDON	14,968,745	15,102,837	15,102,837		15,102,837	-	-	Footnote 1
STEGE	13,000,749	46,445,886	3,481,786	40,800	3,522,586	-	42,923,300	Footnote 3
STEWART	12,710,427	16,737,037	16,737,037		16,737,037	-	-	Footnote 1
TARA HILLS	14,160,935	14,975,067	14,975,067		14,975,067	-	-	Footnote 1
VALLEY VIEW	11,117,405	10,222,362	10,222,362		10,222,362	-	-	Footnote 1
VERDE	15,709,690	16,065,870	16,065,870		16,065,870	-	-	Footnote 1
WASHINGTON	14,051,720	15,322,847	15,322,847		15,322,847	-	-	Footnote 1
Elementary Total	438,263,142	744,061,467	632,310,614	17,769,524	650,080,138	32,177,981	61,803,347	
B R SOSKIN MS***	1,205,711	6,415,493	6,415,493		6,415,493	-	-	Footnote 1
DEJEAN MS	64,929	381,209	381,209		381,209	-	-	Footnote 1
HELMS MS	61,287,986	83,432,888	83,432,888		83,432,888	-	-	Footnote 1
HERCULES MS	602,982	699,000	699,000		699,000	-	-	Footnote 1
KOREMATSU MS	37,937,901	73,382,179	72,734,009		72,734,009	265,130	383,040	Footnote 2
PINOLE MS	38,828,979	56,689,430	56,689,430		56,689,430	-	-	Footnote 1
Middle Sch Total	139,928,488	221,000,199	220,352,029	-	220,352,029	265,130	383,040	
DE ANZA HS	105,389,888	132,236,248	132,236,248		132,236,248	-	0	Footnote 1
EL CERRITO HS	93,605,815	146,850,105	146,850,105		146,850,105	-	-	Footnote 1
GREENWOOD	35,315,772	79,583,607	79,583,607		79,583,607	-	-	Footnote 1
HERCULES HS	12,603,343	22,995,019	3,991,492	3,567,809	7,559,300	12,811,782	2,623,937	Footnote 3
KENNEDY HS	89,903,130	332,754,981	40,132,693	698,940	40,831,633	466,014	291,457,335	Footnote 3, 4 & 5
PINOLE VALLEY HS	124,040,286	216,549,580	214,453,497	52,926	214,506,423	161,764	1,881,393	Footnote 2
RICHMOND HS	94,720,910	322,722,087	41,872,122	293,843	42,165,964	11,674	280,544,449	Footnote 3, 4 & 5
VISTA HS	3,566,208	7,236,543	7,236,543		7,236,543	-	-	Footnote 1
High Sch Total	559,145,352	1,260,928,170	666,356,305	4,613,517	670,969,823	13,451,234	576,507,113	



WEST CONTRA COSTA UNIFIED SCHOOL DISTRICT
Bond Program Spending to Date by Site
Data as of 01/31/2024

Updated 02/08/2024

Site Name	Original Budget *	Board Approved Budget 11/08/2023	Expended FY 99-01 thru FY 22-23	Expended thru January FY 23-24	Expended Total thru 01/31/2024	Committed Balance as of 01/31/2024	Budget Balance as of 01/31/2024	Notes
ADAMS MS	703,660	691,211	691,211		691,211	-	-	Footnote 1
CAMERON	284,012	3,622,195	2,292,935	991,796	3,284,731	103,716	233,749	Footnote 3
CASTRO	11,901,504	620,944	620,944		620,944	-	-	Footnote 1
DELTA NSS	152,564	152,226	152,226		152,226	-	-	Footnote 1
EL SOBRANTE	187,343	536,231	536,231		536,231	-	-	Footnote 1
HARBOUR WAY	121,639	121,944	121,944		121,944	-	-	Footnote 1
KAPPA NSS	109,809	109,831	109,831		109,831	-	-	Footnote 1
NORTH CAMPUS	169,849	205,450	205,450		205,450	-	-	Footnote 1
OMEGA NSS	117,742	118,313	118,313		118,313	-	-	Footnote 1
SEAVIEW	178,534	499,116	499,116		499,116	-	-	Footnote 1
SIGMA NSS	110,728	110,949	110,949		110,949	-	-	Footnote 1
TLC	118,020	116,673	116,673		116,673	-	-	Footnote 1
WEST HERCULES	-	56,847	56,847		56,847	-	-	Footnote 1
Closed/Program Total	14,155,404	6,961,930	5,632,670	991,796	6,624,466	103,716	233,749	
CENTRAL	67,713,312	111,331,634	106,813,618	1,368,189	108,181,808	1,972,431	1,177,395	Budget thru 23-24
RCP CHARTER	8,148,550	4,415,204	4,415,204		4,415,204	-	-	Footnote 1
TECHNOLOGY	35,000,000	35,362,000	35,106,997	92,233	35,199,230	53,368	109,402	Footnote 2
Admin/Other Total	110,861,862	151,108,838	146,335,819	1,460,423	147,796,242	2,025,799	1,286,797	
GRAND TOTAL	1,262,354,248	2,384,060,605	1,670,987,438	24,835,260	1,695,822,697	48,023,860	640,214,047	

* Original Budget provided is based on Report#2 dated April 30, 2018, and has not been reconciled.

** Board approved renaming of Wilson Elementary school to Michelle Obama School on 02/12/20.

*** Board approved renaming of Crespi Middle school to Betty Reid Soskin on 06/23/21.

Footnote 1: Site projects are completed.

Footnote 2: Site Legacy projects are under planning, construction or in closeout.

Footnote 3: Site Legacy projects are completed and 2016 Facilities Master Plan/2020 Msr R Projects are under planning, construction or in closeout.

Footnote 4: \$1,000,000 Budget for Modernization Project. Approved 08/24, using Measure 2020R Sr A Funds

Footnote 5: \$279.1 million added Budget, Board Approved 11/08, using 2020R Sr B Funds

Footnote 6: \$40.1 million added Budget, Board Approved 11/08, using State Funds

Note: Measure 1998E is not covered under Proposition 39 regulations for school bonds, and is not ordinarily reported in the Bond Program expenditure reports.

The following report shows Measure 1998E projects by site with state funded DeJean middle school project.

Measure 1998E Project	Budget	Expended	
DeJean Middle School	36,836,215	36,836,215	-
1998E Project	23,994,285	23,994,285	-
State Fund Project	12,841,930	12,841,930	-
Pinole Valley High School	190,571	190,571	-
Central Program Coordination	16,276,518	16,276,518	-
Total	53,303,304	53,303,304	-

Timeline for CBOC Issue on Non-Compliance to Proposition 39 at West Contra Costa Unified School District

July 10, 2023 – Chairperson Humes presented report on Non- Compliance to Proposition 39 at CBOC meeting – members voted to send report to several public organizations - CoCoTax was one of them.

August 2023 brainstormed matter with Jim Pezzaglia, Vice President of CoCoTax

September 18, 2023 Sent report to Superintendent Hurst and BOE asking for meeting

October 27, 2023 –At CoCoTax meeting asked for help in this matter

November 13, 2023 Jack Weir, CoCoTax Director, attended our CBOC meeting bringing a draft of a letter from Co Co Tax

December 20, 2023 - sent final revision of letter to Superintendent Hurst and BOE

January 30, 2024 – Superintendent Hurst scheduled a zoom meeting to discuss this matter with CBOB, BOE, and CoCoTax representative Jack Weir.

FAI Implementation Reviews

On September 21, 2016, the Board of Education approved the final report of the “Forensic Accounting Investigation” by Vicenti, Lloyd & Stutzman, LLP (VLS). The investigation was to review complaints, made by a ‘whistle blower’ and assess the risk of fraud, corruption and waste in the bond program. In addition to assigning risk factors to 62 allegations, the VLS investigations had 112 recommendations to reduce risk related to the allegations and improve organizational efficiency.

The Board of Education approved the formation of an Implementation Task Force (ITF) on September 21, 2016. It was estimated that the implementation and audit process would be completed in 2018.

Moss Adams LLC. completed a review of 62 recommendations, identified by the District as fully implemented, on June 30, 2017. (33 implemented, 19 partially implemented, 3 not implemented, and 7 undetermined*). This is called Phase 1 of the review.

Eide Bailly was awarded a contract to complete Phase 1.5 of the review. Phase 1.5 was to review and verify the 29 recommendations not deemed implemented in Phase 1. The anticipated completion date for this review was 5/17/2021. (See FY 2020 Audit Schedules Chart in the CBOC 3/8/21 Agenda Packet)

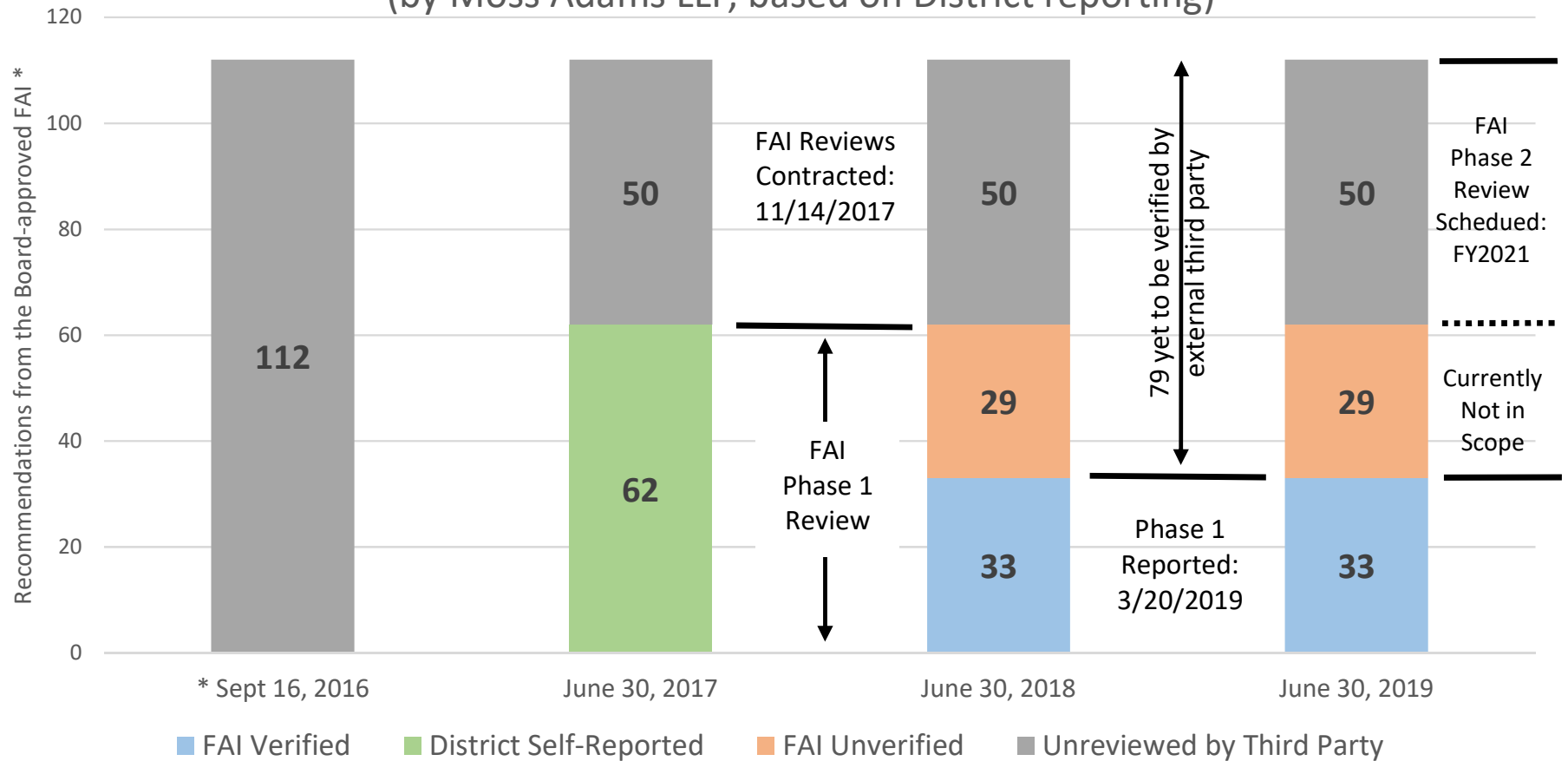
Moss Adams LLC. was awarded a contract to complete Phase 2 of the review. Phase 2 was to review and verify the remaining 50 recommendations implemented after June 30, 2017. The anticipated completion date was 5/17/2021. (See FY 2020 Audit Schedules Chart in the CBOC 3/8/21 Agenda Packet)

In a report presented entitled, *Aligning Bond Audits to our Practice, Part Two*, to the CBOC, at our 5/9/2022 meeting, the completion dates for Phase 1.5 and 2.0 of the reviews was pushed back to the Summer of 2022

Status:

As of January 2024 we have not received the status update on a review of the complete implementation of the FAI recommendations, approximately six and a half years after Moss Adams gave their report on their Phase 1 of the review.

Forensic Accounting Investigation (FAI) Reviews (by Moss Adams LLP, based on District reporting)



Financial Monthly Reports for Construction Bond Program

The District would give the CBOC a financial packet of seven to eight reports each month. They also posted the reports on the Facilities, Planning and Construction Department webpage. From February 2022 through January 2024 we have either not received these financial reports or received them two to nine months late. (Note there are no reports in the archives of District's database of bond program financial reports for 2023.)

The following is a list of the reports that made up the financial report packet:

1. Bond Program Spending to Date by Site (Rpt.#2)
2. Consolidated Budget Reports-
 - A. PROGRAM-WIDE CONSOLIDATED BUDGET STATUS REPORT
 - B. 2016 MASTER PLAN CONSOLIDATED BUDGET STATUS REPORT
 - C. MEASURE R CONSOLIDATED BUDGET STATUS REPORT
3. Bond Program Financial Status Report (Rpt. # 13)
4. Bond Program Financial Status Variance Report (Rpt. # 13A)
5. Accounts Payable Checklist
6. Payroll Data (Salary + Benefits) – in CBOC agenda packet not on Facilities website - Not since December 2021

On the next page is a chart showing the financial reports that we received from January 2020 through December 2023.

Reports Posted on Facilities Planning and Construction Website

Report	Report #2				Consolidated – all				Consolidated – FMP				Consol - R		Report #13				Report #13A				Accounts Payable Checklist			
Mo. / Yr.	20	21	22	23	20	21	22	23	20	21	22	23	22	23	20	21	22	23	20	21	22	23	20	21	22	23
Jan.	Y	Y	Y	N	Y	Y	Y	N	Y	Y	Y	N	Y	N	Y	Y	Y	N	Y	Y	Y	N	Y	Y	Y	N
Feb.	Y	Y	N	N	Y	Y	N	N	Y	Y	N	N	N	N	Y	Y	N	N	Y	Y	N	N	Y	Y	Nov 2022	N
Mar.	Y	Y	N	N	Y	Y	N	N	Y	Y	N	N	N	N	Y	Y	Y	N	Y	Y	N	N	Y	Y	Nov 2022	N
Apr.	Y	Y	N	N	Y	Y	N	N	Y	Y	N	N	N	N	Y	Y	N	N	Y	Y	N	N	Y	Y	Nov 2022	N
May	Y	Y	N	N	Y	Y	N	N	Y	Y	N	N	N	N	Y	Y	N	N	Y	Y	N	N	Y	Y	Nov 2022	N
Jun.	Y	Y	Nov 2022	Sep 2023	Y	Y	Nov 2022	Sep 2023	Y	Y	Nov 2022	N	Nov 2022	N	Y	Y	Nov 2022	N	Y	Y	Nov 2022	N	Y	Y	Nov 2022	N
Jul.	Y	Y	N	N	Y	Y	N	N	Y	Y	N	N	N	N	Y	Y	N	N	Y	Y	N	N	Y	Y	Nov 2022	Sep 2023
Aug.	Y	Y	Nov 2022	N	Y	Y	Nov 2022	N	Y	Y	Nov 2022	N	Nov 2022	N	Y	Y	Nov 2022	N	Y	Y	Nov 2022	N	Y	Y	Nov 2022	Sep 2023
Sep.	Y	Y	Nov 2022	N	Y	Y	Nov 2022	N	Y	Y	Nov 2022	N	Nov 2022	N	Y	Y	Nov 2022	N	Y	Y	Nov 2022	N	Y	Y	Nov 2022	N
Oct.	Y	Y	Dec 2022	N	Y	Y	Dec 2022	N	Y	Y	Dec 2022	N	Dec 2022	N	Y	Y	Dec 2022	N	Y	Y	Dec 2022	N	Y	Y	Dec 2022	N
Nov.	Y	Y	Mar 2023	N	Y	Y	Mar 2023	N	Y	Y	Mar 2023	N	Mar 2023	N	Y	Y	Mar 2023	N	Y	Y	Mar 2023	N	Y	Y	Mar 2023	N
Dec.	Y	Y	Mar 2023	Y	Y	Y	Mar 2023	Y	Y	Y	Mar 2023	N	Mar 2023	N	Y	Y	Mar 2023	N	Y	Y	Mar 2023	N	Y	Y	Mar 2023	N

Y = Received on time N = Did not receive Month & Year = Received late on this date



WEST CONTRA COSTA
UNIFIED SCHOOL DISTRICT

1108 Bissell Avenue
Richmond, CA 94801
510-231-1100

PLEASE POST

BOARD OF EDUCATION SCHEDULE 2023-2024

Meetings are normally held at *Lovonya DeJean Middle School, 3400 Macdonald Avenue, Richmond, CA*, at 6:30 PM. Dates and location are subject to change to accommodate holidays and other conflicts in scheduling. Notification of any changes in dates, times, or location will be publicized.

REGULAR MEETINGS

2023

JULY	12	
AUGUST	2	23
SEPTEMBER	6	20
OCTOBER	11	25
NOVEMBER	1	15
DECEMBER	6	13

2024

JANUARY	10	24
FEBRUARY	7	14
MARCH	6	20
APRIL	8	
APRIL	8 - Joint CBOC Meeting	24
MAY	1	15
JUNE	12	26

Kenneth C. Hurst Sr., E.d.D.
Superintendent



**WEST CONTRA COSTA
UNIFIED SCHOOL DISTRICT**

1108 Bissell Avenue
Richmond, CA 94801
510-231-1100

PLEASE POST

BOARD OF EDUCATION SCHEDULE 2024-2025

Meetings are normally held at *Lovonya DeJean Middle School, 3400 Macdonald Avenue, Richmond, CA*, at 6:30 PM. Dates and location are subject to change to accommodate holidays and other conflicts in scheduling. Notification of any changes in dates, times, or location will be publicized.

REGULAR MEETINGS

2024

JULY

**17 Regular meeting &
Superintendent Evaluation**

SEPTEMBER	9 Joint CBOC Meeting	11	25
OCTOBER		9	23
NOVEMBER		6	20
DECEMBER		4	18

2025

JANUARY		15	29	30 Superintendent Mid-year review
FEBRUARY		12	26	
MARCH		12	26	
APRIL		16	30	
MAY		14	28	
JUNE		4	25	

CBOC Ground Rules and Norms

DRAFT

NORMS OF BEHAVIOR (excerpted from past CBOC agenda authored by former Chair Don Gosney)

Every team has two components that team members must keep in mind if the team is going to succeed.

- The team must pay attention to the Committee's purpose.
- The team must also carefully shape and monitor the team process it uses to accomplish its purpose.

Team process includes:

- How team members interact with and communicate with each other
- How team members will be responsible and accountable for accomplishing the CBOC's purpose

These team norms or ground rules are established with all members of the team participating equally:

- Recognize cross-disciplinary interaction requires patience and openness to diverse perspectives
- All views are important
- Participation needs to be equitable and balanced
- Expect, respect, and accept disagreements
- Reducing defensiveness is the responsibility of all
- Be tough on issues not on each other
- Place cell phones on silent
- Read agenda packet before the meeting

CBOC Membership Before 2021

Member Number Prior 2021		
Date	# CBOC Members	Comments
1/2001	3	Architects etc
1/2005	18	
12/2005	18	
1/2006	17	
11/2006	24	
1/2015	15	
12/2015	14	
1/2016	12	
12/2016	15	
1/2017	17	
12/2017	15	
1/2018	8	
12/2018	8	
1/2019	8	
12/2019	9	
1/2020	8	
12/2020	7	

Explanation of why membership numbers from 2005 - 2018 were so large :

Contra Costa County 2014-2015 Grand Jury Report 1514
Grand Jury Reports are posted at <http://www.cc-courts.org/grandjury>

Page 7

“CBOC SIZE

While state law requires a CBOC to consist of at least seven members in mandated categories, WCCUSD's Board of Trustees (“Board of Education” or the “Board”) expanded its CBOC to 19. WCCUSD's CBOC currently includes the following additional members:

- Five members who were recommended respectively by the city council for the following five cities: El Cerrito, Hercules, Pinole, Richmond, and San Pablo
- Two members residing in unincorporated areas of the district recommended respectively by the two county supervisors who have districts that overlap with WCCUSD
- Five members recommended respectively by each member of the Board of Education
- One member representing the Contra Costa Building and Construction Trades Council
- One member of Public Employees Union Local 1 (who is not a district employee)”

I assume after the Grand Jury's findings, the District went back to two to five special category members and **four** at-large members.

CBOC Members

CBOC Members			
2021	# Members	Legal Req. Reprs.	Comments
Jan.	7	4	SD (Bus. Rep) / LH (Tax Rep) / MC (parent/PTA) /DG (Sen) JA, GE, AJ (AL* members)
Feb.	7	4	AJ termed out
Mar.	5	3	JC joined(Parent Rep) / AJ termed out / SD & LH re-apply
Apr.	7	5	SD (Bus. Rep) LH (Tax Rep) MC (parent/PTA) DG (Sen) JC (Parent) / AJ & GE (AL* members)
May	7	5	
Jun.	7	4	DG termed out / JL joined (AL* member)
Jul.	7	4	
Aug.	6	4	GE termed out
Sep.	6	4	
Oct.	6	4	
Nov.	6	4	
Dec.	7	5	TP joined(Sen Rep)
2022			
Jan.	7	5	Members = JA, MC, JC, SD, LH, JL, TP
Feb.	7	5	
Mar,	7	5	
Apr.	7	5	
May	6	4	JC(Parent Rep) resigned
Jun.	5	3	MC (Parent/PTA Rep) termed out
Jul	4	2	TP(Sen Rep) resigned
Aug.	4	3	JA (becomes Senior Rep.)
Sep.	4	3	SD (Bus. Rep.) LH (Tax Rep.) JA (Sen. Rep.)
Oct.	4	3	
Nov.	5	3	GE (AL* member) joined
Dec.	5	3	
<p>AL* at-large member</p> <p>Members:</p> <p>JA - John Anderson</p> <p>JC - Joe Camacho</p> <p>SD – Sallie DeWitt</p> <p>GE – Guadalupe Enllana</p> <p>DG – Don Gosney</p> <p>LH - Lorraine Humes</p> <p>AJ – Anton Jungherr</p> <p>JL – Jason Lindsey</p> <p>TP – Tom Panas</p> <p>SUMMARY OF DATA: According to CBOC Bylaws and WCCUSD Board Policy 7.124.2 the WCCUSD CBOC is suppose to have 11 members; 5 legally required members. Jan. 2021 – Dec. 2022 = 11 members = 0%</p> <p>2021– 7 members = 58% (7/12); 5 legally required members = 25% (3/12)</p> <p>2022 – 7 members = 33% (4/12); 5 legally required members = 33% (4/12)</p>			

CBOC Members			
2023	# Members	Legal Req. Reps.	Comments
Jan.	5	3	SD (Bus. Rep) / LH(Tax Rep.) / JA(Sen. Rep.) JL (AL*) / JM(AL*) joined
Feb.	5	3	
Mar.	7	4	BH-D (Parent & PTA Rep) joined / TV(Parent Rep) joined / AJ joined(AL*) / SD(Bus Rep) termed out
Apr.	7	4	
May	8	4	AX (AL*) joined
Jun.	7	4	JL(AL*) termed out
Jul.	7	4	
Aug.	7	4	
Sep.	7	4	
Oct.	6	4	AJ(AL*) resigned
Nov.	5	2	JA(Sen Rep) resigned / TV(Parent Rep) resigned / DG(AL*) joined
Dec.	6	3	LJ (Parent Rep.) joined
2024			
Jan.	6	3	LH (Tax Rep) / BH-D(Parent & Pta Rep) / LJ(Parent Rep.) / JM, AX, DG (AL*)
SD - Sallie DeWitt LH – Lorraine Humes JA – John Anderson B H-D – Brendan Havenar-Daughton TV – Tamecia Vallot AJ – Anton Jungherr JL – Jason Lindsey DG – Don Gosney LJ – Lin Johnson SUMMARY OF DATA: According to CBOC Bylaws and WCCUSD Board Policy 7.124.2 the WCCUSD CBOC is suppose to have 11 members; 5 legally required members. Jan. 2021 – Jan. 2024 = 11 members = 0% 2021 (previous chart) – 7 members = 58% (7/12); 5 legally required members = 25% (3/12) 2022 (previous chart) – 7 members = 33% (4/12); 5 legally required members = 33% (4/12) 2023 / 2024 (above chart) – 7 members = 50% (6/13); 5 legally required members = 0% (0/13) Over the last 37 months: 7-8 total members 46% of the time 5 legally required member categories 19% of the time			

Future Agenda Items

WCCUSD CBOC

[illegible]

NAME of REQUESTER	DATE OPERATIONS OFFICE RVCD.	SUBJECT	FORWARDED FOR RESPONSE TO:	RESPONSE	RESP. DATE
165)Lorraine Humes	8/15/2022	FMP Updating the 2016 Facilities Master Plan Prioritization for Project Sequencing of Measure R 2020, June 23, 2021-slide 6 & 5	8-18-22 E. Mejia-Hooper	Sent to L. Humes 8-19-22 & 9-6-22	8-19-22 & 9-6-22
166)Lorraine Humes	8/15/2022	FAI Implementation reports Phase 1.5 & 2.0	8-18-22 M. Payne	Sent to L. Humes 9-8-22	9/8/2022
167)Lorraine Humes	8/15/2022	KPI Summary-Report #1, Bonds Authorized chart through June 30, 2022	8-18-22 S. Cha	Sent to L. Humes and CBOC committee-10-5-22	10/5/2022
168)Anton Jungherr	3/31/2023	John Anderson's letter referred to in the minutes of 6-16-21 Facilities Committee Meeting Minutes	4-4-23 M. Payne & S. Garfield	Sent to A. Jungherr	4/11/2023
169)Anton Jungherr	7/11/2023	Colbi Amendment 4-20-23	7-12-23 M. Payne & S. Garfield	Sent to A. Jungherr	7/24/2023
170)Anton Jungherr	7/11/2023	Tami Dunning's Contract with CBOC	7-12-23 L. Freese & S. Garfield	Sent to A. Jungherr	7/24/2023
171)Lorraine Humes	7/12/2023	Group email for PTA Councils & School Councils	7-12-23 S. Garfield	Sent response to L. Humes	7/26/2023
172)Lorraine Humes	8/29/2023	cpy of July and August 2023 A/P check lists for Building Fund, Code 21	8-29-23 -M. Payne, L. Freese	Response given at 9-11-23 CBOC meeting	9/11/2023
173)Anton Jungherr	9/11/2023	Copy of Colby invoice 9704	9-11-23 M. Payne at CBOC mtg.	Response sent to A. Jungherr 9-18-23	9/18/2023
174)Anton Jungherr	9/11/2023	Copy of Orbach Henderson, Huff & Henderson invoices 101035,101038,101493,101495	9-11-23 M. Payne at CBOC mtg.	Response sent to A. Jungherr 9-18-23	9/18/2023
175)Lorraine Humes	9/25/2023	Copy of Fund 21 Checklist for Sept. 2023	9-25-23 M. Payne	Response sent to L. Humes 10-10-23	10/10/2023
176)Lorraine Humes	10/23/2023	Copy of 2023 Bond KPI Summary Report	10-24-23 M. Payne	M. Payne had a conversation with L. Humes explaining that this is not a routine report and is not available at this time.	11/13/2023

Citizens' Bond Oversight Committee for Measure D (2002), J (2005), D (2010), E (2012) and R (2020): Membership by Categories

No. ¹	Category ²	Nominated By	Member Name	City of Residence	Office	Dates Board Approved	Current Term End Date	1 st , 2 nd or 3 rd Term?
1	Business Organization *	Business Organization						
2	Senior Citizen Organization *	Senior Citizen Organization						
3	Taxpayers' Organization *	Taxpayers' Organization	Lorraine Humes	San Pablo	Vice Chair	3-1-23	3-23-25	Third
4	Parent or Guardian *	Parent or Guardian	Lin Johnson	San Pablo		12-6-23	12-5-25	First
	Parent/Guardian & PTA*	PTA/School Site Council	Brendan Daughton	Richmond	Chair	3-15-23	3-14-25	First
5	At Large Community Member	Self-Nomination	Jia Ma	El Cerrito		1-11-23	1-10-25	First
7	At Large Community Member	Self-Nomination	Don Gosney	Richmond		11-1-23	10-31-25	First
8	At Large Community Member	Self-Nomination						
9	At Large Community Member	Self-Nomination	Ariel Xi	Richmond	Secretary	4-12-23	4-11-25	First
10	At Large Community Member	Self-Nomination						
11	At Large Community Member	Self-Nomination						

Superintendent's Designee: Luis Freese
BOE Liaison:

Description	Number
Authorized Positions	11
Filled Positions	6
Vacant Positions	5
Pending Applications	0
Quorum Requirement	4

¹ Position numbers were assigned by the CBOC for reference purposes only

² Proposition 39, CBOC was established by the Board of Education on April 9, 2003. All appointments are made by the Board of Education. Terms are for two (2) years with a maximum of three consecutive terms.

CBOC 2024 Meeting Calendar (usually second Monday of Month at 6 PM)

Yearly Calendar

January 8, 2024

February 12, 2024

March 11, 2024

April 8, 2024

May 13, 2024

June 10, 2024

July 8, 2024

August 12, 2024

September 9, 2024

October 14, 2024

November 18, 2024*

December 9, 2024

*November 11, 2024 is Veterans Day

WCCUSD Fiscal Year Calendar

January 8, 2024

February 12, 2024

March 11, 2024

April 8, 2024

May 13, 2024

June 10, 2024

ANTON JUNGHERR

January 5, 1933 ~ December 18, 2023



Anton Jungherr, age 90, peacefully passed away on Monday, December 18, 2023, surrounded by loved ones and in the comfort of his home in Hercules, CA.

Anton was an amazing man of action who worked tirelessly, served humbly, and gave generously to make tomorrow brighter than today. While Anton ultimately succumbed to stomach cancer, he lived a full and powerful life and remained active, sharp, and dedicated until the very end.

He was born in New Haven, CT and grew up in Storrs, CT on the University of Connecticut campus where his father, Dr.

Erwin Jungherr, was a professor and the Head of the Department of Pathobiology and Veterinary Science from 1930 to 1959. His mother, Marie Healy Jungherr, was a homemaker.

Anton graduated from the University of Connecticut with a Bachelor of Science in Business Administration (1954), Syracuse University with a Masters in Public Administration (1958), and Teachers College, Columbia University, with a Masters in Education (1971). He was the co-author, with Robert Alioto, of a textbook on school budgeting published by Harper & Row, New York, 1971. He was a lifelong learner, attending many conferences, workshops, and classes.

Anton had a varied career defined by service: U.S. Army First Lieutenant, Adjutant General's Corps; General Electric Company Business Management Trainee; Assistant City Manager/City Clerk in Lake Forest, IL; Controller for the Anchorage Public School District (AK); Assistant Superintendent for the Pearl River School District (NY); Director of Finances for the City of Newark (NJ); Deputy Superintendent for the Yonkers School District (NY); Deputy Superintendent for the San Francisco Unified School District (CA); Owner tax/accounting practice in San Francisco (CA); Associate Superintendent for the Berkeley Unified School District (CA); Business Manager/Chief Financial Officer

ANTON JUNGHERR

January 5, 1933 ~ December 18, 2023

for the Making Waves Education Program/Making Waves Academy, Richmond, CA.

During his career, Anton was a fighter for change who never shied away from challenges or feared the unknown: He went to Alaska two years after they became the 50th State, driving his Volkswagen Camper from Illinois to Alaska. He went to Newark, NJ after the 1967 Newark Riots; four days of rioting, looting, and destruction that left 26 dead and hundreds injured. He went to the San Francisco Unified School District after the State Superintendent of Schools made a public statement that San Francisco schools were an “embarrassment” to him. He went to Berkeley Unified School District after they had gone into bankruptcy.

Over the last 48 years in California, Anton has impacted many communities, organizations, and lives. He started his own accounting and tax company with one client, holding meetings at his kitchen table, and grew his business to over 500 clients before he sold it and returned to work in the public sector, at the Berkeley Unified School District, in 1988. After a life of adventure, Anton planted roots in Hercules in 1999 and made it his home. In 2001, Anton was a member of the founding team for Making Waves Academy, a public charter school in Richmond, CA.

Anton was a co-founder of the California League of Bond Oversight Committees (2006-2018) to promote school district accountability by improving the training and resources available to California Prop 39 school board oversight committees, educating the state legislature, local school boards, and the public.

In June 2011, Anton led the movement to reform the Hercules City Council, resulting in the resignation of the Mayor, the recall of two Council members, and the election of three reform Council Members. He served on the City of Hercules Finance Commission.

In 2019, Anton co-founded the California Association of Bond Oversight Committees, a nonprofit California Public Benefits Corporation, with Jack Weir. The Association’s purpose was to provide training to over 4,000 Citizens’ Bond Oversight Committee members in California on effective oversight of school bond construction projects.

ANTON JUNGHERR

January 5, 1933 ~ December 18, 2023

In addition to his best friend and the love of his life, Lori Chinn, and Lori's daughter, Kari Chinn, and son, Adam Chinn, Anton is survived by three daughters, Karen Manning of Sharon, CT; Lisa Jungherr of Los Altos, CA; and Anna Mikuriya Jungherr of Alameda, CA, his son, Antonious Mikuriya of Brooklyn, NY, his sister Eileen Roehr of Reston, VA, brother Mark Jungherr of Williston, FL, and former wife Mary Jane Mikuriya of San Francisco, CA. Anton was predeceased by his twin sister Barbara Santacroce, brother Kent Jungherr, and former wife, Elizabeth Elwell.

Anton often recalled the Athenian Oath, during his many years of public service and volunteer activities, that graces the first floor of Maxwell Hall at Syracuse University: "We will transmit this city not only not less, but greater, better and more beautiful than it was transmitted to us."

Anton was immensely proud of his Boy Scout Eagle Award, received in 1948. Throughout his life, he tried to honor the Boy Scout Oath, especially duty to his country and to help other people at all times. He followed the Scout Law and the Scout motto, "Be Prepared."

Robert Baden-Powell, the founder of Scouting, taught Scout trailblazers to make a simple trail sign, a circle with a dot in the middle, to indicate that they had gone home. This Eagle Scout blazed many trails for us to follow, and now he too has gone home.

In keeping with his philosophy on promoting education and passing on learning, Anton donated his brain to the UCSF Brain Health Registry. In accordance with his wishes, a public service will not be held.

Those who wish to honor Anton can make contributions to the California Association of Bond Oversight Committees (CABOC), by credit card using PayPal (<https://www.bondoversight.org/donate/>) or by sending a check to CABOC at 911 Notre Dame Ave., Concord, CA 94518.

Anton will be missed dearly, but his legacy of service and selflessness will continue to leave a positive impact on the world for generations to come.