

Welcome to Back to School Night

1st Grade
Ms. Sonia




MEET THE TEACHER

Ms. Sonia



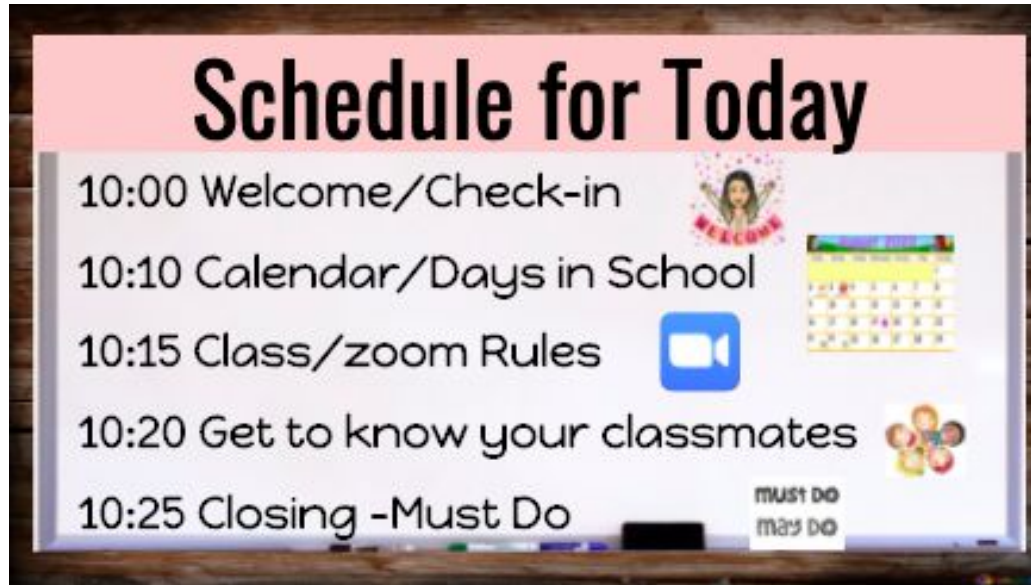
About Me

I am excited to be your child's first grade teacher this year. I grew up in the city of Richmond and I am a WCCUSD Alumna. It brings me great joy to be teaching in the community that I grew up in. I graduated from San Francisco State University with a bachelor's degree in Child Development.








What do we do in class?

- Everyday there will be a class schedule of what students can expect



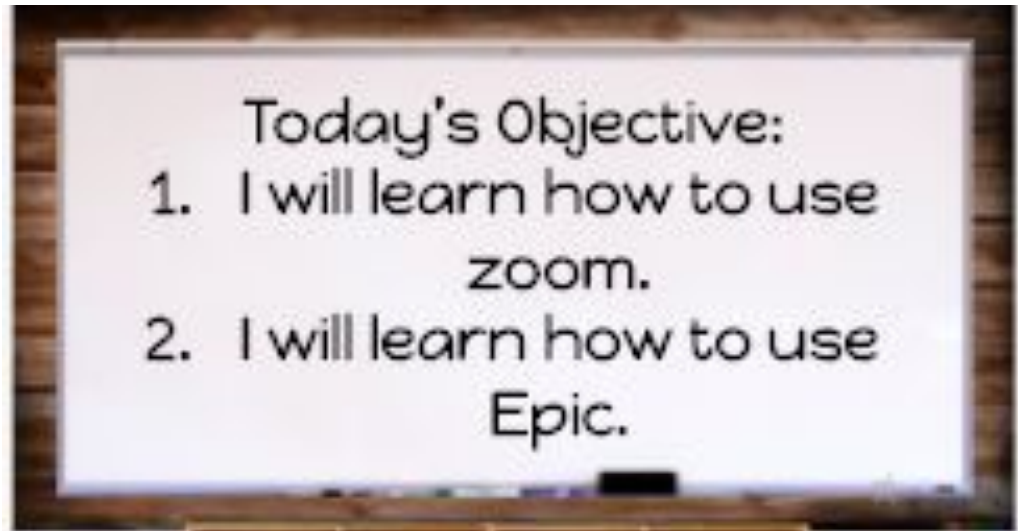
Schedule for Today

10:00	Welcome/Check-in	
10:10	Calendar/Days in School	
10:15	Class/zoom Rules	
10:20	Get to know your classmates	
10:25	Closing -Must Do	



Objectives

1. Students will learn/accomplish in that given day
2. Clear understanding of what their goal





Zoom



- Distance Learning begins everyday at 10am!!
- Link will be the **SAME** throughout this year





Weekly Schedule

- A weekly schedule will be posted on CLASS DOJO on Monday Morning
- I will provide this as a link for better view and if any changes occur
- Explain what students will do throughout the day

 Stege Elementary School 					
1st Grade Week 1 Schedule Week of 8/17- 8/21					
Zoom Link: https://us02web.zoom.us/j/6780923143?pwd=ZEtGS29ZUDU0Z2lkR1pzR1RQUEdtZz09 (Zoom Code: 678 092 3143 Password: stege) EPIC Code: byq3915 (Find Student's Name!)					
	MONDAY	TUESDAY	WEDNESDAY	THURSDAY	FRIDAY
Time 10:00- 10:25 Zoom Live	Morning Meeting: Get to know the Teacher	Morning Meeting: Get to know my classmates	Morning Meeting: What are similar and different?	Morning Meeting: Get to know my classmates	Morning Meeting: Get to know my classmates



Daily Schedule



Monday-Friday Morning Meeting from 10-10:25 (Zoom Live)

Monday - Thursday

- i. 10:30-11:15 Math (Zearn)
- ii. 11:20-12:05 Reading or Writing/Phonics
- iii. 12:05-12:45 Lunch
- iv. 12:45-1:15 ELD/WIN (Epic , Zearn, Seesaw, Lalilo) (small group)
- v. 1:20-2:05 Sci/SS (Independent work on Seesaw)
- vi. 2:05-3:00 Office hours (check-in with teacher) (small group)

asynchronous- not live

synchronous- live

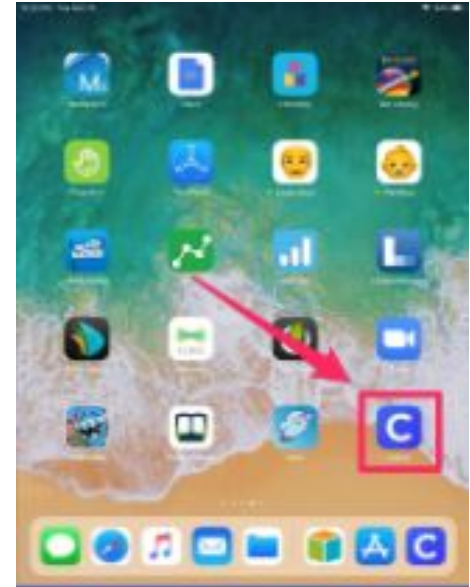
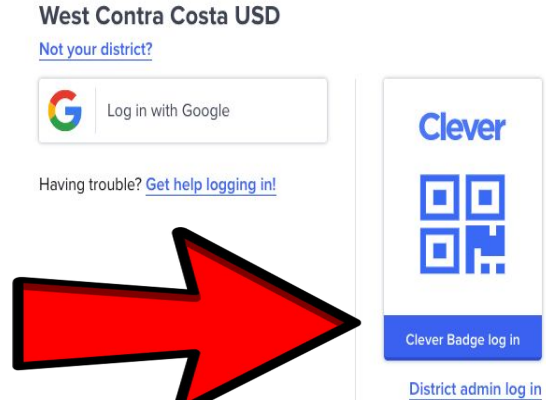
Friday will be staff training day where students do independent work

*Materials-pencil, paper (other materials will be passed out)



Apps that will be used

- Clever is the HOME BASE that links the other applications that students will use.
- Students will need to scan the Clever Badge to log in everytime



More Apps

- Added on clever to and do not need an extra log in code



Lalilo

zoom



These apps require a class code



Zearn




- Students will log in to complete Math Missions




Yeah! You're ready for a new Mission
Add and Subtract Small
Numbers

Lesson 1 Number Bonds



Number
Gym

 THE COUNTING TRAIN

Start ▶

 NEXT UP

 MY STUFF

BACK TO TEACHER
EXPERIENCE

SIGN OUT



Yeah! You're ready for a new Mission
Add and Subtract Small
Numbers

Lesson 1 Number Bonds





Class Code:

byq3915

- Access is only given during school hours
- Offline access- parents need to make an account with a link that is sent to your email

Epic

A screenshot of the Epic! School website interface. At the top left is the "epic! SCHOOL" logo. To its right is a search bar with the placeholder text "Search by Author, Title or Keyword". Further right are navigation icons for "Explore", "My Library", "Mailbox", and "Guest". Below the search bar is a large banner for "The Berenstain Bears" featuring the characters. To the right of the banner is a "BOOK OF THE WEEK" promotion. Below the banner are navigation tabs: "FOR YOU", "F&P", "READ TO ME", "VIDEOS", and "AUDIOBOOKS". The main content area displays a row of book covers under a "NEW RELEASE" banner, including "epic! originals COSMIC PIZZA PARTY", "epic! BOREDOM BUSTERS", "epic! originals ADVENTURE KINGDOM", and "epic! originals BRIGHT FAMILIES". At the bottom, there is a "Continue Reading" section with book covers for "TAM HUMAN", "epic! originals NEXA", "UPAU LIBRARY", and "epic! originals CURSE of the..."



Lalilo

Lalilo

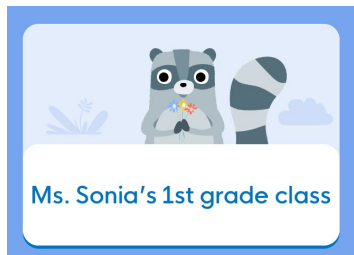






















PHONICS

Practice phonics online!

School Code: PYWRRB

Find Teacher:



 Lilo Demo	 Abraham	 Alaysia	 Antonio	 Aymen
 Daniela	 Dareen	 Debbie	 Dejon	 Demaya
 Emari	 Heiress	 Isabella	 Jason haile	 Jason rodriguez
 Jociena	 Kiara	 Miguel Angel	 Mohammec	 Vanity



Seesaw

Seesaw

Students will be watching lesson/posting **assignments** on this page.

7:53 PM Fri Aug 21

Sonia Perez
Teacher - 2 classes

Activities

Activity 3: Get to Know You

Use crayons and paper to draw a picture of yourself.

[Add response](#) 1. Tap the add button.

2. Take a photo of your drawing.

3. Tap the mic and tell us about you.

4. Tap the check to add to your journal.

Play Instructions (00:22)

12 Responses, 0 Waiting for Approval, 0 Not Responded [Add Response](#)

Assigned on: Aug 11, 2020

Assigned to: 1 students

Grade One - Perez - 1(A)
Teacher

Journal Activities Inbox Skills

Assigned to Class

Scheduled

Archived

Need ideas for today?
[Browse Activity Library](#)

[Students](#) [Families](#)

8:01 PM Fri Aug 21

Grade One - Perez - 1(A)

Activity 3: Get to Know You
[View Instructions](#) Play Instructions (00:22)

Photo

Drawing

Video

Upload

Note

Link

The screenshot displays the Seesaw digital workspace interface. At the top, there is a navigation bar with icons for close (X), zoom in (+), zoom out ([-]), undo (↶), and redo (↷). A "View Instructions" button is located in the center of the top bar, and a "Draft" status indicator with a checkmark is on the right.

The main workspace has a teal background. On the left side, there is a vertical toolbar with icons for text (T), microphone, camera, and a menu (three dots). Below these is a quote icon (”).

The central content area features a large white rounded rectangle with a black border. Inside this rectangle, the text reads: "USE THE CAMERA TOOL AND TAKE A PICTURE OF YOURSELF!" followed by a camera icon. Below this, it says "PUT YOUR PICTURE HERE" and shows a detailed illustration of a camera.

At the bottom of the workspace, there is a row of drawing tools: a hand holding a ruler, a pencil, a blue marker, a grey marker, a grey eraser, and a white eraser.

On the right side, there is a vertical toolbar with a color palette and a blue selection tool. Below the color palette is a vertical list of six page thumbnails, numbered 1 through 6. The first thumbnail is highlighted. At the bottom right, there is an "Add Page" button with a plus icon.

Permission Slip



CALIFORNIA STATE
UNIVERSITY
EAST BAY

College of Education and Allied Studies
Department of Teacher Education
25800 Carlos Bee Boulevard, Hayward, CA 94542
510.885.3027 (phone) • 510.885.4632 (fax) • www.csueastbay.edu/teach

PARENT AUTHORIZATION

Dear Parent/Guardian:

As part of my course work at California State University, East Bay and for the purpose of passing a mandated state required teacher performance assessment called the edTPA, I need to record videos of myself teaching in your child's classroom. In the course of recording my teaching, your child may appear on the video. Although the video recordings involve both the teacher and various students; the primary focus is on my instruction, not on the students in the class. Also, I will collect samples of student work as evidence of my teaching practice, and that work may include some of your child's work.

All videos will be recorded using a secure platform and will be viewed by university faculty, students in the credential program, and Pearson Assessment Inc. to assess my readiness to teach. The videos will not be made public in any way.

Also, I will collect samples of student work as evidence of my teaching practice, and that work may include some of your child's work. No student's name will appear on any materials that are submitted and materials will be kept confidential at all times. My assessment materials may also be used by California State University, East Bay, Stanford University (the developers of the edTPA), and Pearson Evaluation under secure conditions for educational purposes, edTPA program development and implementation, including scorer training, and to support continued program improvement activities such as future validity and reliability studies. The form attached will be used to document your permission for these activities.

Sincerely,

Ms.Sonia

Student Name: _____

School/Teacher: _____

I am the parent/legal guardian of the student named above. I have received and read your letter regarding the teacher candidate assessment, and agree to the following:

Please check the appropriate line below.

_____ I **DO** give permission to you to videotape my child as he or she participates in a class. I understand that the video will be confidential.

_____ I **DO NOT** give permission to you to video tape my child as he or she participates in a class conducted at

(Name of School)

(Teacher-Candidate's Name).

(Signature of Parent or Guardian)


(Date)

If a paper copy can't be distributed, then I will send an electronic form through email.

Communication




ClassDojo



Call/ Text

(510)837-1371



sonia.perez@wccusd.net