



**West Contra Costa Unified School District  
Finding a Path Forward for Financial Survival**

**School Closures Background**

Community Meetings January 8-20, 2009





West Contra Costa Unified School District

## **Consolidation / Closure Committee**

### **AGENDA**

**Welcome & Introductions**  
**Financial Situation / Closures**  
**Closure Scenarios**  
**Public Comment**  
**Adjournment 9:00 PM**

# Tonight's Process


**Wisdom of Crowds**

**Small Group Work includes Everyone**

**Report Out After Public Comment**

**Independent Evaluation & Proposal  
Generation**

**Respect the Process**

The background of the slide is a photograph of the California State Capitol building in Sacramento. The building is a grand, white, neoclassical structure with a prominent central dome. The dome is topped with a smaller, white, lantern-like structure. The main dome is surrounded by a circular colonnade of columns. The building's facade is adorned with numerous windows and classical architectural details. In the foreground, a tall flagpole stands in front of the building, flying the United States flag and the California state flag. The sky is a vibrant blue with scattered white clouds. The overall scene is bright and clear, suggesting a sunny day.

**For every \$1 billion  
cut for Education,  
WCCUSD stands to  
lose \$4 - \$5 million**

**Hiring Freeze**

**Expenditure Reductions**

**Layoffs for 2009-10**

**Program / Service Reductions**

# Multi Year Projections

## Unrestricted General Fund

**Adopted Budget, June 2008**

	<u>2008-09</u>	<u>2009-10</u>	<u>2010-11</u>
Revenues	\$184,859	\$191,598	\$195,776
Expenses	192,594	197,040	200,530
Deficit Spending	(7,735)	(5,442)	(4,754)
Beginning Fund Balance	21,590	13,855	8,413
Ending Fund Balance	13,855	8,413	3,659
Required Reserve	9,000	8,690	8,901
Stores & Revolving Cash	1,038	370	370
Remaining Balance	\$3,817	(\$647)	(\$5,612)

# Multi Year Projection

## Unrestricted General Fund

### First Interim Report, Nov. 2008

	<u>2008-09</u>	<u>2009-10</u>	<u>2010-11</u>
Revenues	\$185,821	\$183,544	\$188,376
Expenses	193,802	196,955	199,415
Deficit Spending	(7,981)	(13,411)	(11,039)
Beginning Fund Balance	21,567	13,586	174
Ending Fund Balance	13,586	174	(10,865)
Required Reserve	9,457	9,162	9,360
Stores & Revolving Cash	1,265	370	370
Remaining Balance	\$3,561	(\$9,358)	(\$20,595)

# Financial solvency in WCCUSD requires a balanced approach



**Property Sale – Debt Elimination**

**Benefit Cost Containment**

**Staffing, Program & Service Reductions**

**School Closure**

# Debt Remaining – Early 1990's

(in millions)

<b>Type</b>	<b>Annual Payment</b>	<b>Balance Due</b>
<b>State Loan</b>	<b>\$1.4</b>	<b>\$14.2</b>
<b>COPS Loan</b>	<b>\$0.8</b>	<b>\$14.9</b>
<b>Voluntary Integration</b>	<b>\$0.8</b>	<b>\$3.7</b>
<b>IBM</b>	<b>\$0.6</b>	<b>\$4.4</b>
<b>Total</b>	<b>\$3.6</b>	<b>\$37.2</b>



# Possible District Facilities to Close, Consolidate, Prepare for Sale & Relocate Students & Staff

- Alvarado
- Bissell Avenue Offices
- Furniture Warehouse
- Gompers
- Harmon Knolls
- North Campus / PSC
- Operations Center
- Seaview
- Serra

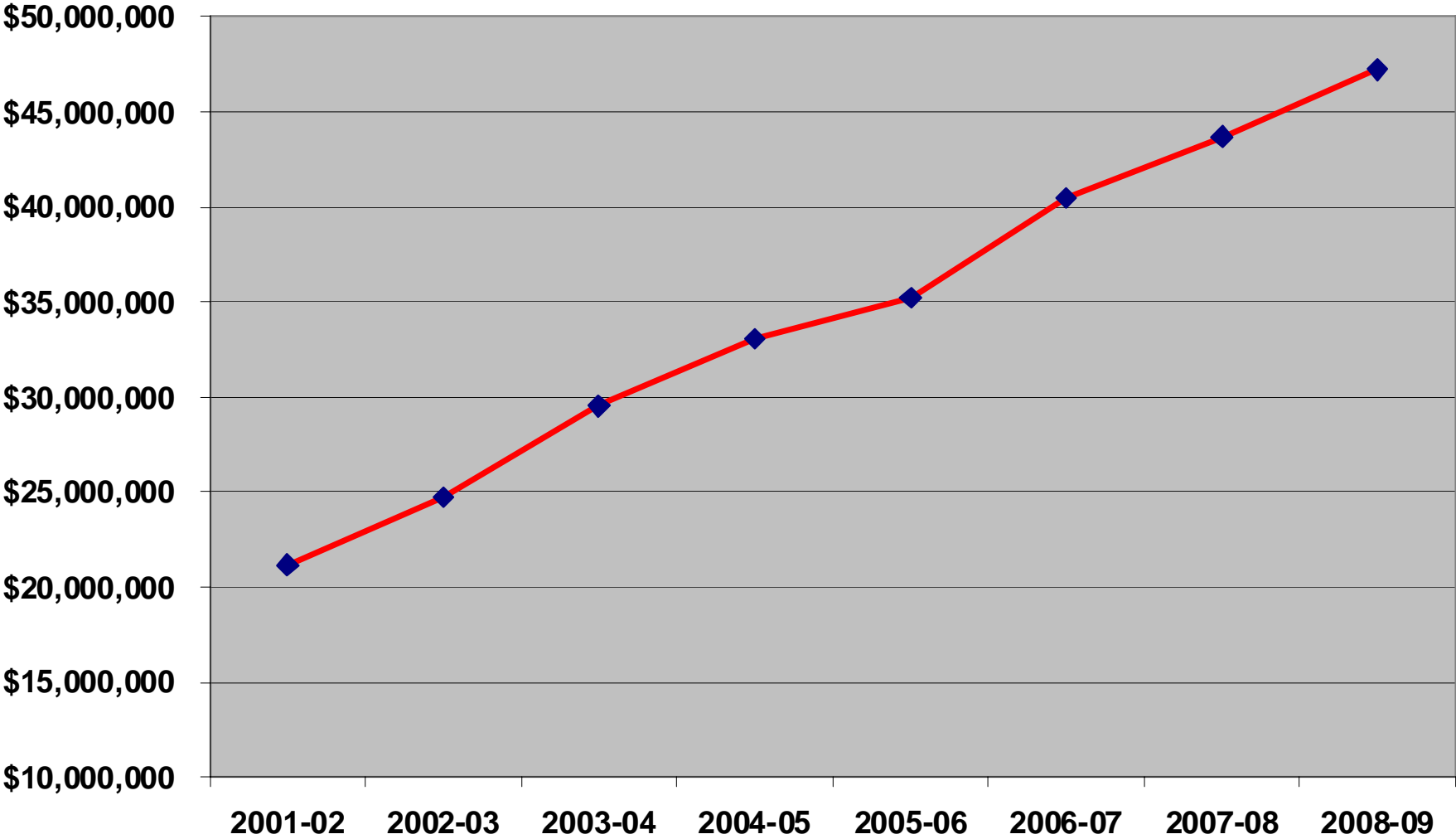
**Note: Charter Schools will be housed within remaining schools.**

# Financial Advantage



**Schools & Other Facilities Appraised for Possible Sale**

# WCCUSD Benefit Costs 2001-02 to 2008-09





**Many other districts are closing schools**

**Seattle**

**Tacoma**

**Tucson**

**St. Louis**

**Pittsburgh**

**Denver**

**Oakland**

**Austin**

**Minneapolis**

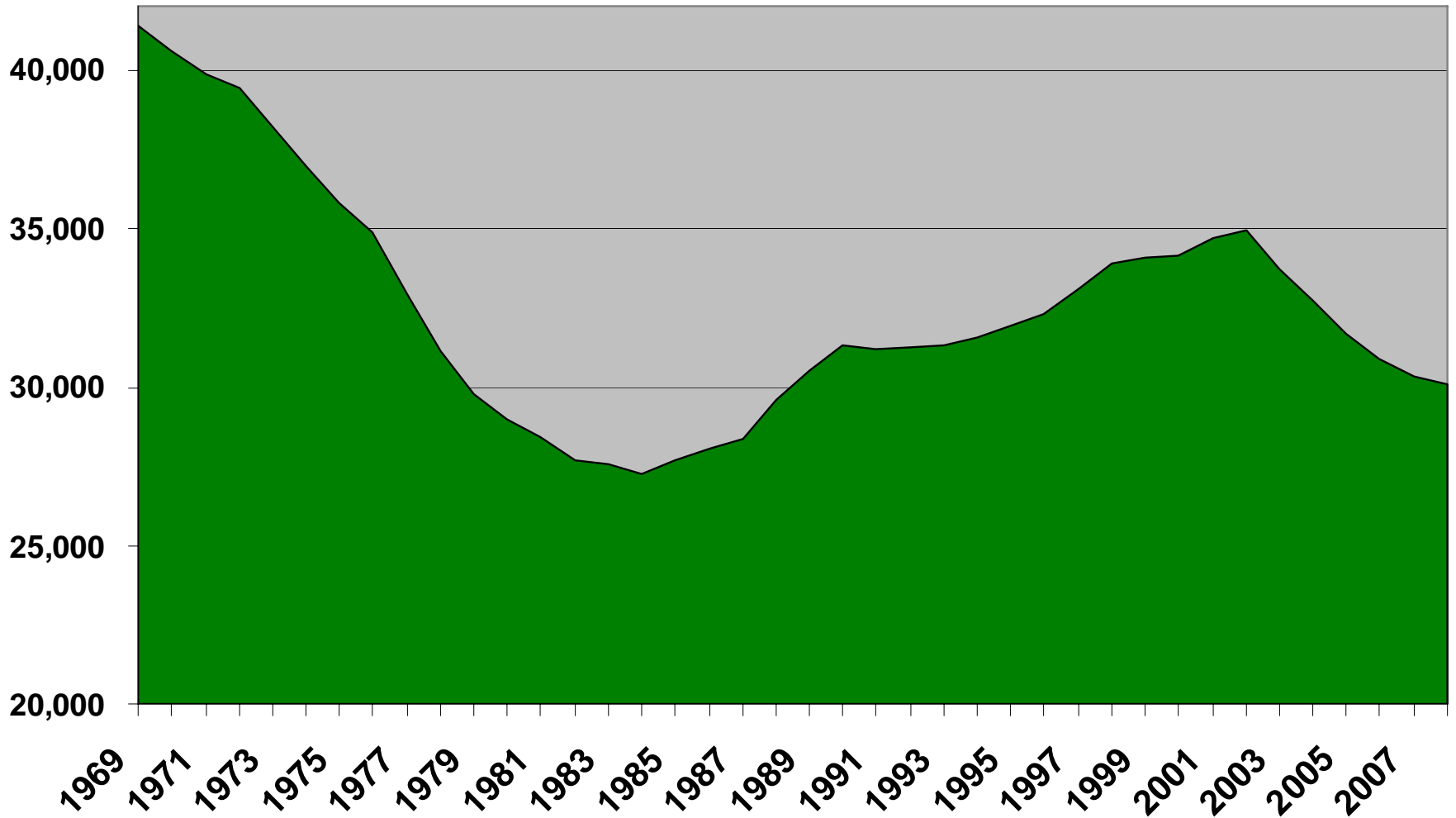
**Detroit**

**Indianapolis**

**Boston**



# WCCUSD Enrollment 1969 to 2008



# Schools Closed Since 1970

Alvarado

Hillview

Balboa

Kerry Hills

Belding

Rancho

Broadway

Seaview

Cortez

Serra

Del Mar

Vista Hills

El Monte

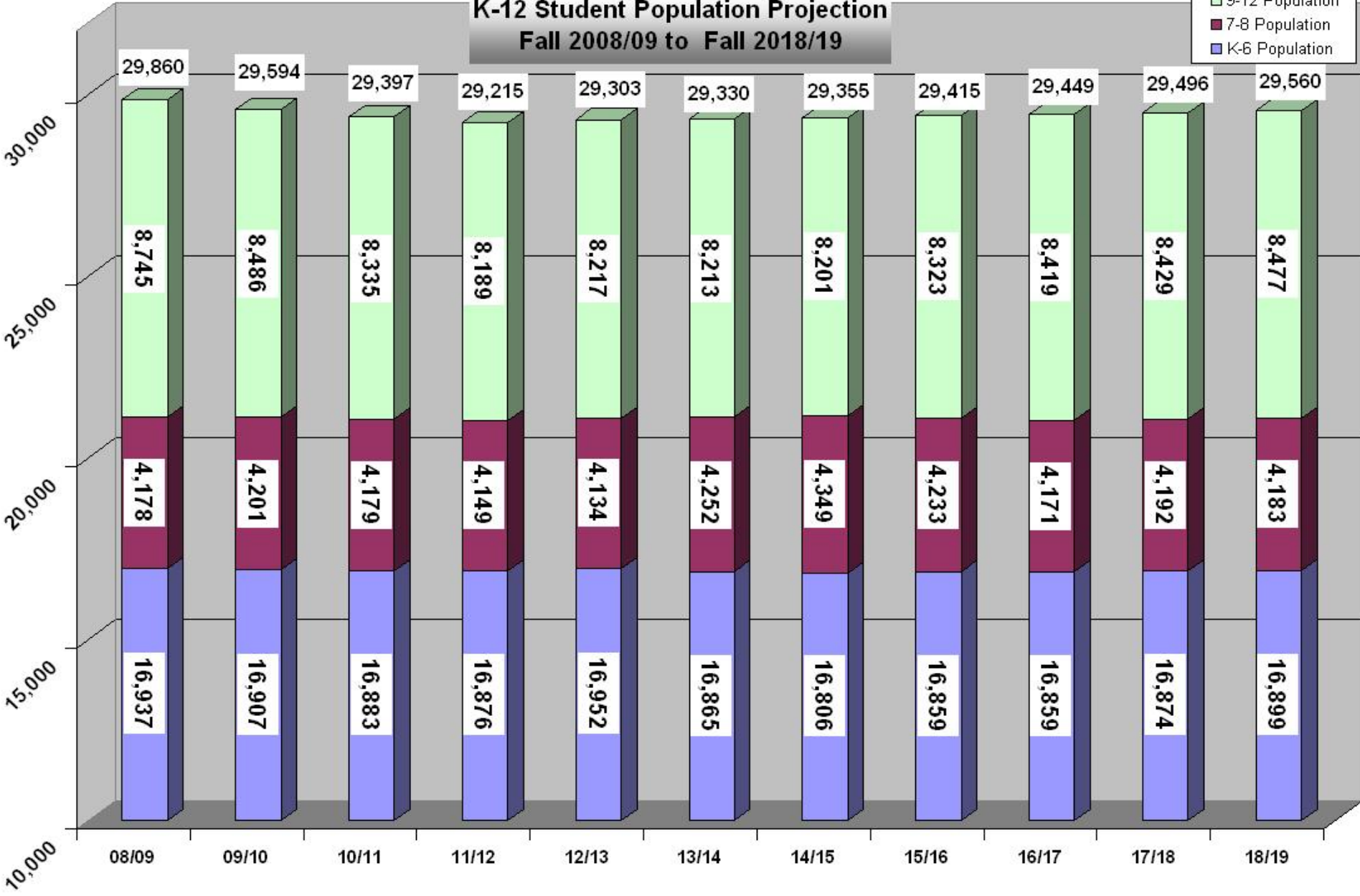
Woods

El Portal

Harry Ells High

# K-12 Student Population Projection Fall 2008/09 to Fall 2018/19

- 9-12 Population
- 7-8 Population
- K-6 Population



**Demographic projections show stable enrollment**

# Average School Size

District	Elem	Middle	High
West Contra	429	686	1298
Long Beach	716	1114	4232
Mt. Diablo	534	812	1737
Fremont	602	932	1944
San Jose	551	1115	1402

**24 Elementary Schools < 450 with 8 <350**



## Number of Regular Elementary, Middle & High Schools and Enrollment

District	Schools	Enrollment	Students Per School
Montebello	29	33,493	1155
Poway	33	33,283	1009
Chino Valley	34	33,047	972
Orange Unified	39	30,123	772
San Jose	40	31,230	781
Fremont	41	31,948	779
Mt. Diablo	46	35,555	773
WCCUSD	52	30,830	593
Average	<b>39</b>	<b>32,439</b>	<b>826</b>

# Adopted Budget, June 2008

“The multi year assumptions include **\$1.5 million** savings in **2009-10** and an additional **\$1.5 million** in savings in **2010-11** based upon **school closure.**”

**County Approval Requires by end of February:**

- 1. List of reductions to the structural deficit**
- 2. List of schools to be closed**
- 3. Address the rising cost of health benefits**

# **Projected Savings from School Consolidation**

<b>School Type</b>	<b>Est. Annual Savings</b>
<b>Elementary</b>	<b>\$300,000</b>
<b>Middle / High School</b>	<b>\$800,000</b>

**Annual savings include the costs of:**

**Custodial staff**

**Clerical Staff**

**Principal**

**Utilities**

**Site Supervisor / School Resource Officer**

**Assistant principal**

# **Approved Closure Criteria**

**Facility Condition**

**Enrollment & Enrollment Projections**

**Utilization**

**Available capacity w/in family or adjacent family**

**Grade Configuration**

**Special programs**

**Geographic equity**






**Improved Conditions for Students**

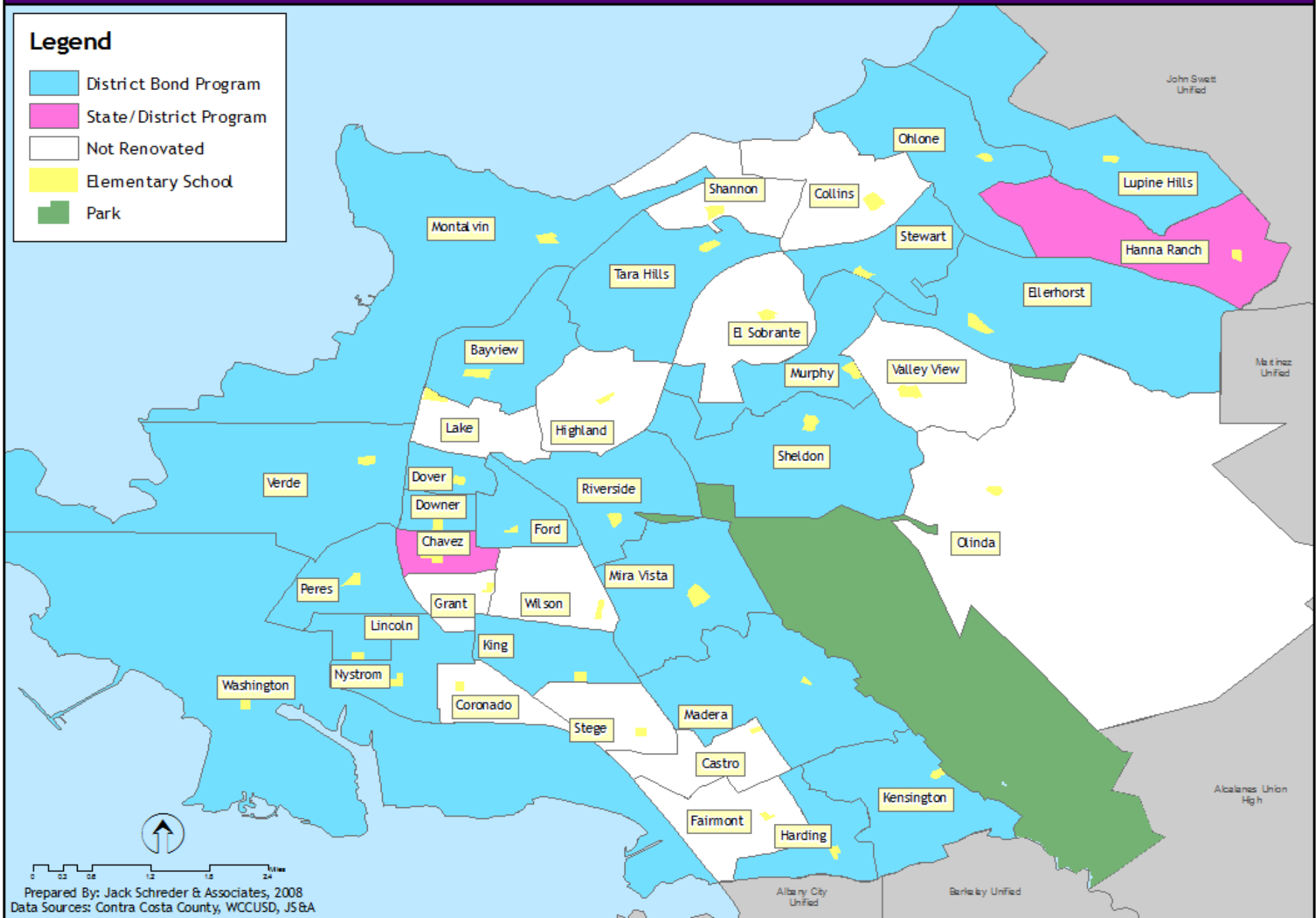
**Financial Advantage**



# Renovated and Measure J Schools West Contra Costa Unified School District

## Legend

-  District Bond Program
-  State/District Program
-  Not Renovated
-  Elementary School
-  Park




0 0.5 1.0 1.5 2.0 Miles

Prepared By: Jack Schreder & Associates, 2008  
Data Sources: Contra Costa County, WCCUSD, JS&A


# Renovated and Measure J Schools West Contra Costa Unified School District


## Legend


 Middle School


## MSAA

### Ren Stat

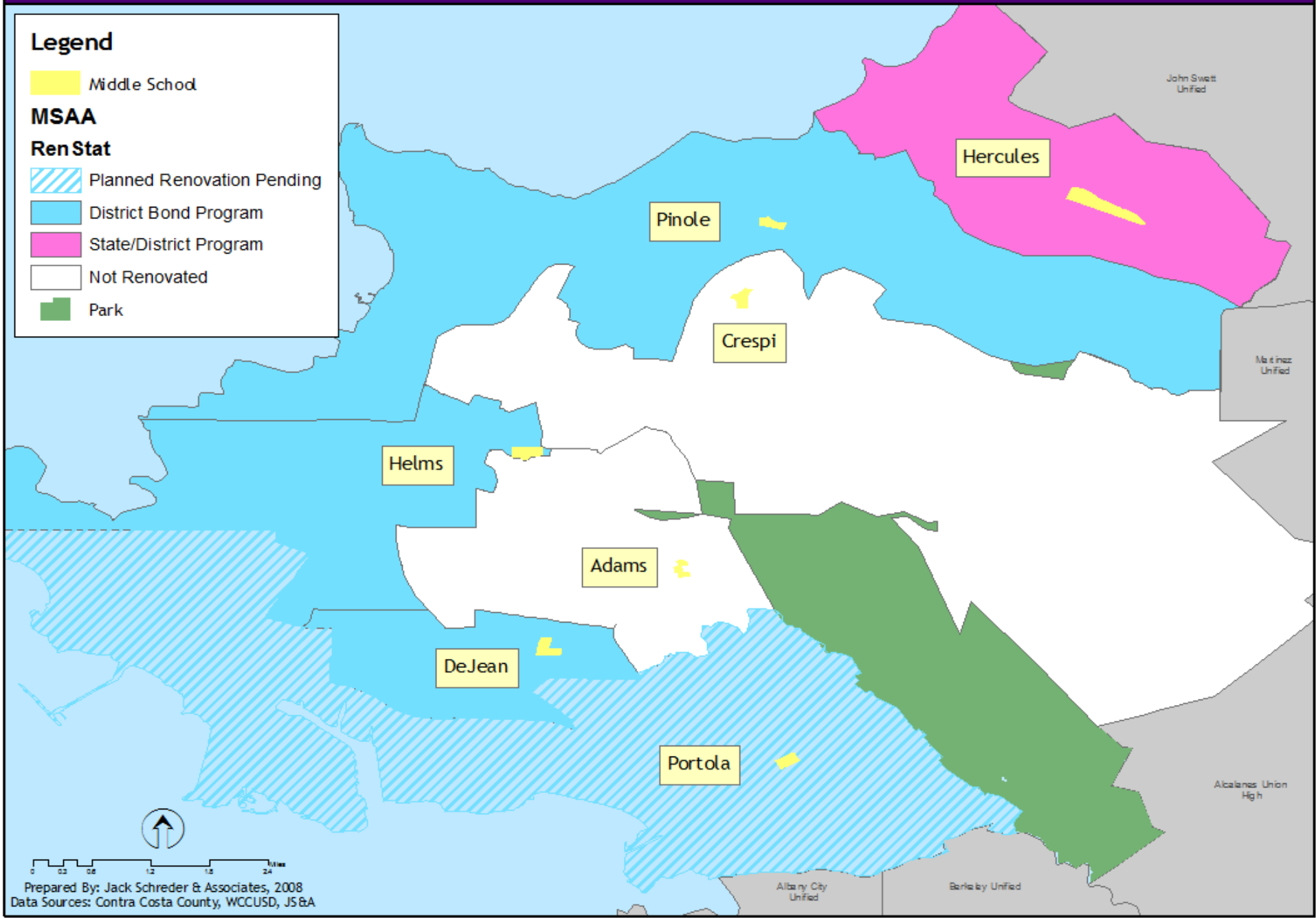
 Planned Renovation Pending

 District Bond Program

 State/District Program

 Not Renovated






 Park

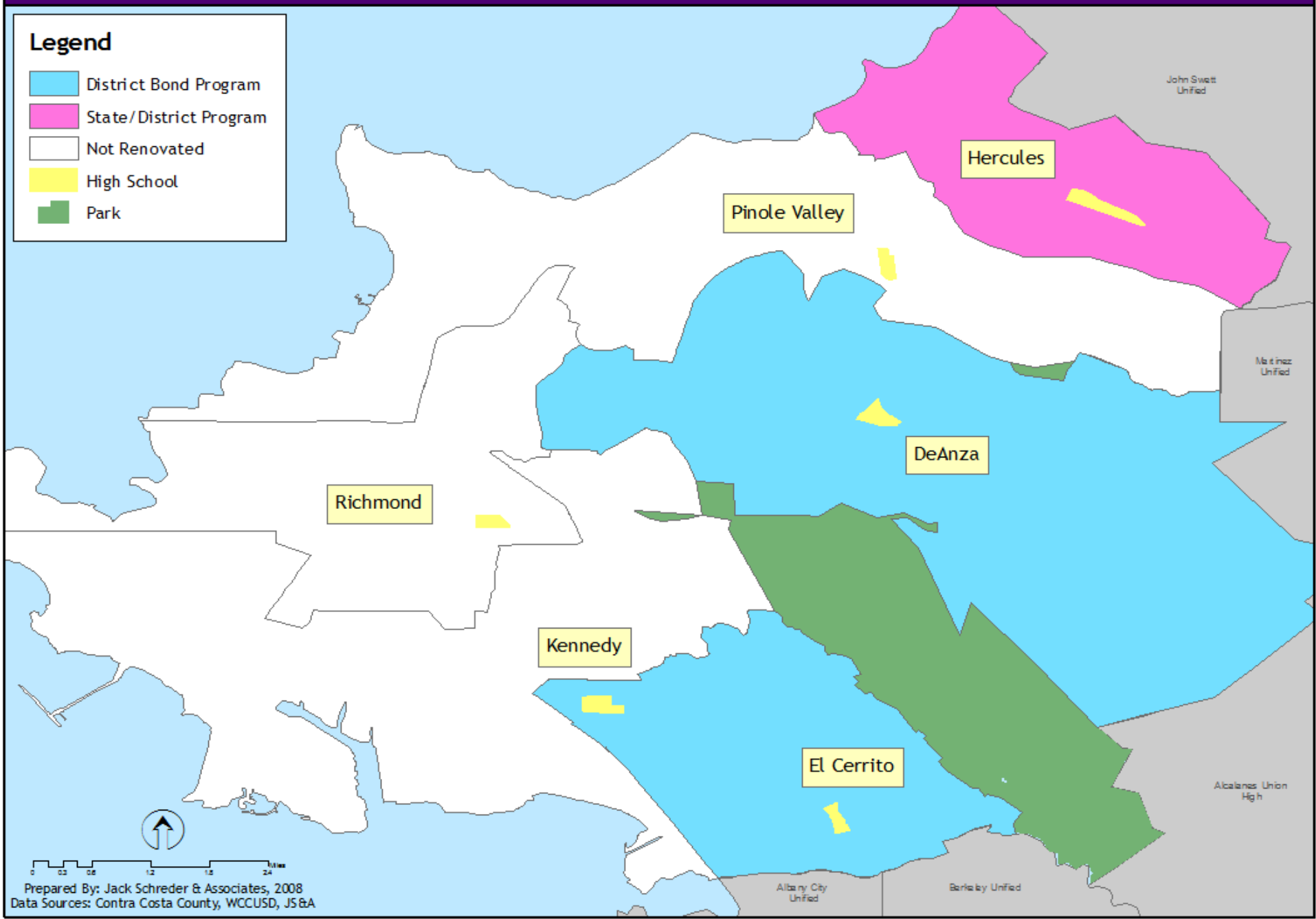


0 0.5 1 1.5 2 Miles

# Renovated and Measure J Schools West Contra Costa Unified School District

## Legend

-  District Bond Program
-  State/District Program
-  Not Renovated
-  High School
-  Park



# Summary of Schools Renovated / Under Construction / In Planning / Not in Bond Program

School	HSAA	Grades	Enrllmnt
El Sobrante	DeAnza	K-6	217
Highland	DeAnza	K-6	526
Murphy	DeAnza	K-6	295
Olinda	DeAnza	K-6	361
Sheldon	DeAnza	K-6	356
Valley View	DeAnza	K-6	408
Crespi Middle	DeAnza	7-8	552
De Anza High	DeAnza	9-12	952
Castro	El Cerrito	K-6	234
Fairmont	El Cerrito	K-6	329
Harding	El Cerrito	K-6	328
Kensington	El Cerrito	K-6	554
Madera	El Cerrito	K-5	398
Stege	El Cerrito	K-5	320
Portola Middle	El Cerrito	6-8	553
El Cerrito High	El Cerrito	9-12	1,208
Hanna Ranch	Hercules	K-5	449
Lupine Hills	Hercules	K-5	408
Ohlone	Hercules	K-5	459
Hercules Middle	Hercules	6-8	766
Hercules High	Hercules	9-12	1,107
Vista Hills	None	K-12	219
Coronado	Kennedy	K-5	390
King	Kennedy	K-5	348
Lincoln	Kennedy	K-5	377
Mira Vista	Kennedy	K-6	495
<b>Approved as Project 12/10/08</b>			

School	HSAA	Grades	Enrllmnt
Nystrom	Kennedy	K-5	349
Riverside	Kennedy	K-6	378
Washington	Kennedy	473	472
Wilson	Kennedy	K-5	514
DeJean Middle	Kennedy	6-8	665
Kennedy High	Kennedy	9-12	923
Collins	Pinole Valley	K-6	426
Ellerhorst	Pinole Valley	K-6	441
Montalvin Manor	Pinole Valley	K-6	471
Stewart (K-8)	Pinole Valley	K-8	519
Shannon	Pinole Valley	K-6	317
Tara Hills	Pinole Valley	K-6	500
Pinole Middle	Pinole Valley	7-8	724
Pinole Valley	Pinole Valley	9-12	1,664
Bayview	Richmond	K-6	563
Chavez	Richmond	K-5	591
Dover	Richmond	K-5	567
Downer	Richmond	K-6	678
Ford	Richmond	K-5	421
Grant	Richmond	K-6	612
Lake	Richmond	K-6	468
Peres	Richmond	K-6	525
Adams Middle	Richmond	6-8	817
Helms Middle	Richmond	6-8	759
Richmond High	Richmond	9-12	1,727

**District Bond Program**

**State / District Program**



# WCCUSD Renovation Summary

HSAA	Renovated or Funded 2008	Schools in HSAA
DeAnza	4	9
El Cerrito	6	10
Hercules	5	5
Kennedy	5	8
Pinole Valley	5	8
Richmond	8	12
<b>Total</b>	<b>33</b>	<b>52</b>

# WCCUSD: High School Attendance Areas

## Legend

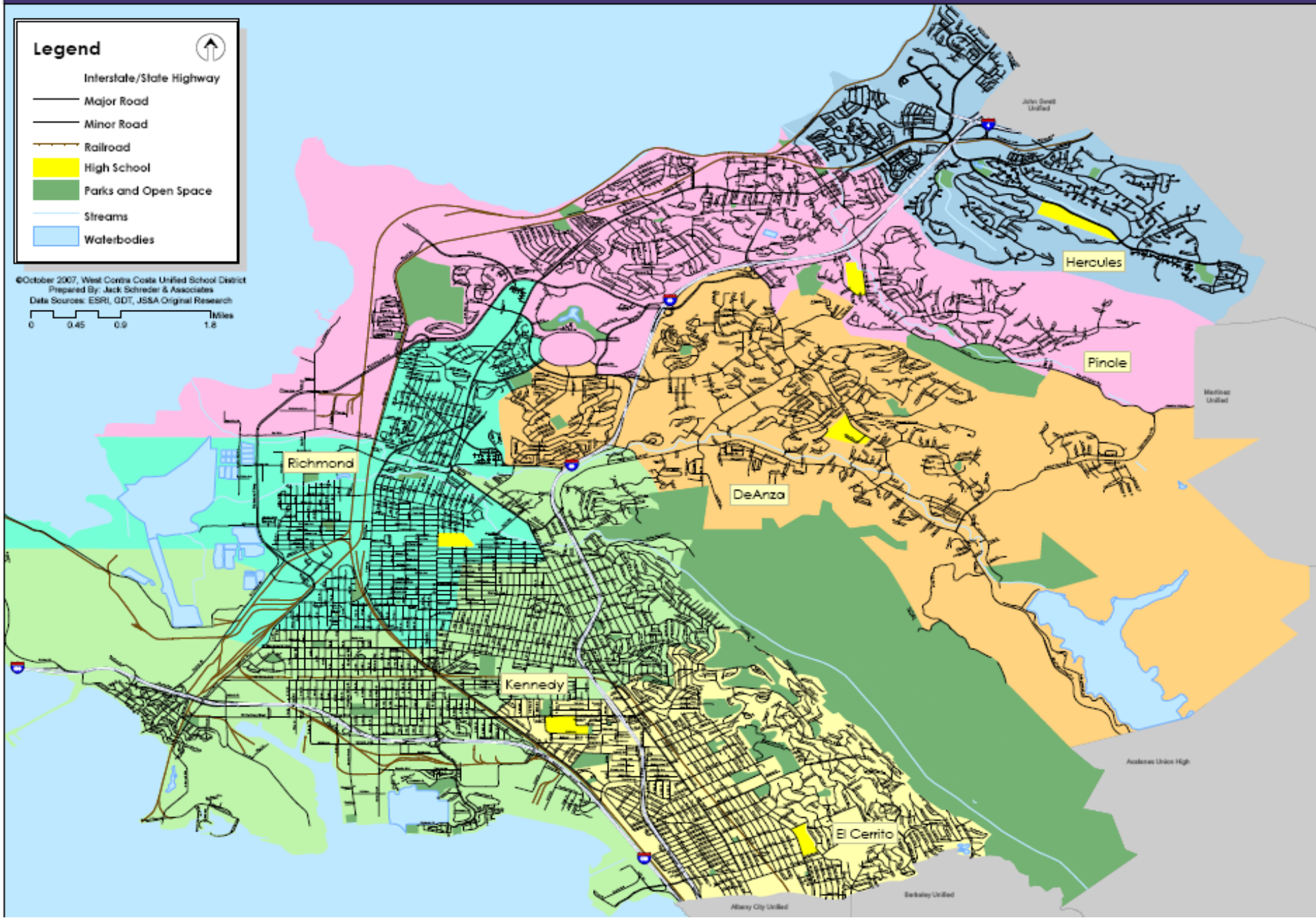


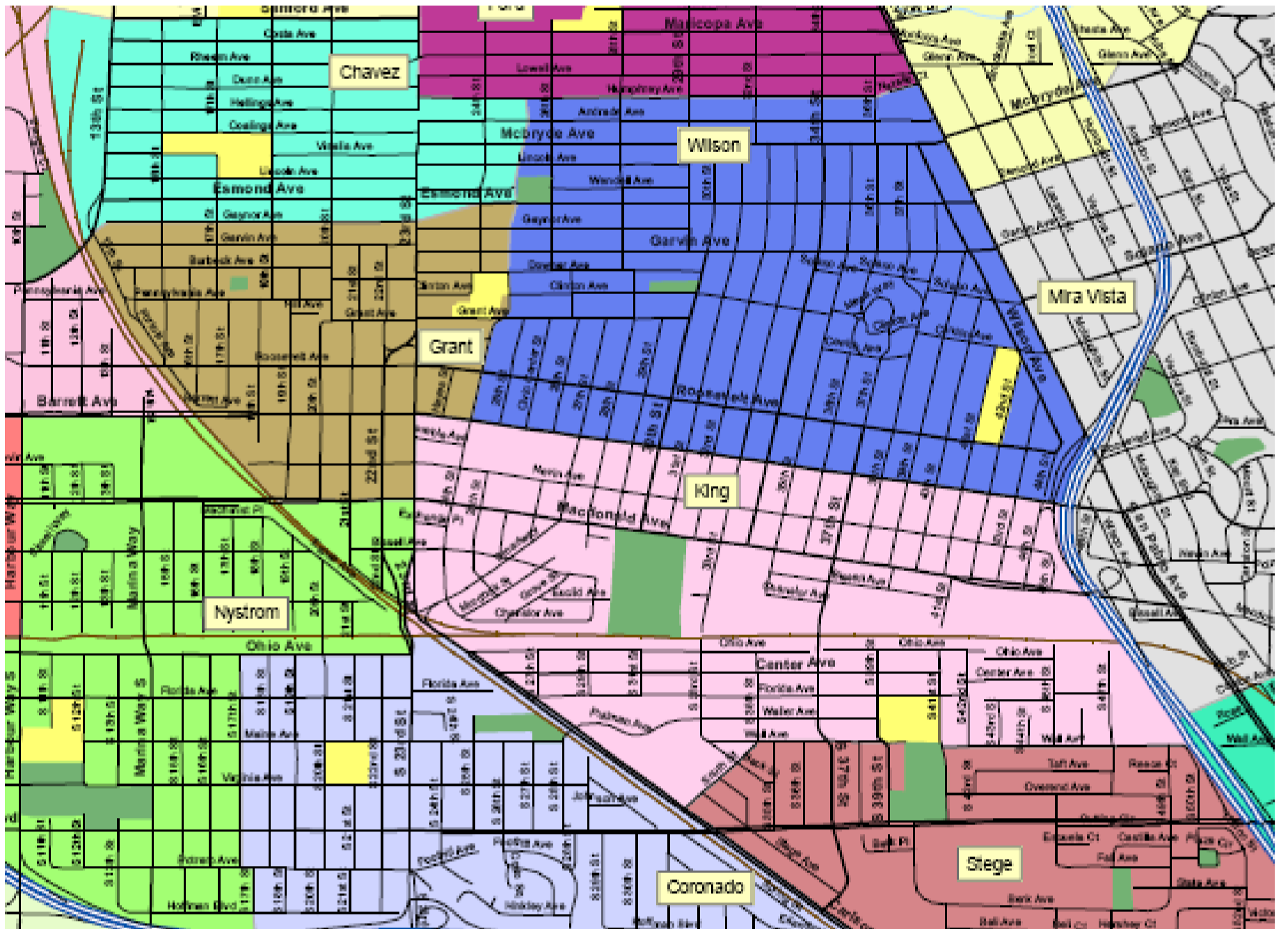
- Interstate/State Highway
- Major Road
- Minor Road
- Railroad
- High School
- Parks and Open Space
- Streams
- Waterbodies

©October 2007, West Contra Costa Unified School District  
Prepared By: Jack Schroder & Associates

Data Sources: ESRI, GDT, JSSA Original Research

0 0.45 0.9 1.8 Miles





# Transfers & Enrollment

<b>School</b>	<b>Enrollment</b>	<b>Live in Attendance Area</b>	<b>Live in AA &amp; Attend</b>	<b>Transfer In</b>	<b>Transfer Out</b>
Castro	230	344	142	88	202
Valley View	404	205	166	238	39
Pinole Middle	714	763	620	94	143
DeAnza	947	1043	670	277	373

# **School Consolidation Process Timeline**

- **January 8 - 22: Consolidation Committees Meet**
- **January 27: Presentation of public data collected and expert review & recommendations.**
- **January 29: Presentation of Recommended Scenario**
- **February 4: Board Public Hearing on Recommended School Closures**
- **February 11: Special Board Meeting to Approve School Closures for 2009-10 and 2010-11**

# Committee Membership

<b>Members</b>	<b>DeAnza</b>	<b>El Cerrito</b>	<b>Hercules</b>	<b>Kennedy</b>	<b>Pinole</b>	<b>Richmond</b>	<b>Total</b>
Students	5	5	5	5	5	5	30
Parents	8	8	5	10	8	12	51
Teachers	8	8	5	10	8	12	51
Classified	3	3	3	3	3	3	18
Community Reps (includes representatives from Mayors and Supervisor)	4	5	3	4	5	6	27
CAC	1	1	1	1	1	1	6
MDAC	1	1	1	1	1	1	6
GATE	1	1	1	1	1	1	6
SSA	1	1	1	1	1	1	6
WCCAA	1	1	1	1	1	1	6
Principals	8	8	4	10	8	12	50
RNCC	1	1	1	1	1	1	6
Taxpayers	1	1	1	1	1	1	6
Realtors	1	1	1	1	1	1	6
Alternative Schools	1	1	0	1	1	0	4
<b>Total</b>	<b>45</b>	<b>46</b>	<b>33</b>	<b>51</b>	<b>46</b>	<b>58</b>	<b>279</b>



# Consolidation / Closure Committee Meetings

**All meetings 6:30 to 9:00 PM**

- January 8 – Hercules High School Cafeteria
- January 12 – Pinole Valley High Cafeteria
- January 13 – Crespi Middle School Multipurpose
- January 14 – Helms Middle School Multipurpose
- January 15 – Kennedy High School Cafeteria
- January 20 – Portola Middle School Gymnasium

# How the Closure Scenarios Came About



Jack Schreder & Associates  
*Capital Funding Specialists for California Schools*

**15 years serving WCCUSD**

**Facilities Master Plan**

**Demographic Projections**

**Developer Fee Studies**

# Scenario 1






- Consolidate:
  - Castro
  - Coronado
  - El Sobrante
  - Lake
  - Olinda
  - Shannon
  - Adams
  - Kennedy\*
- Possible Conversion to K-8:
  - Mira Vista
  - Wilson
  - Stege
  - Crespi

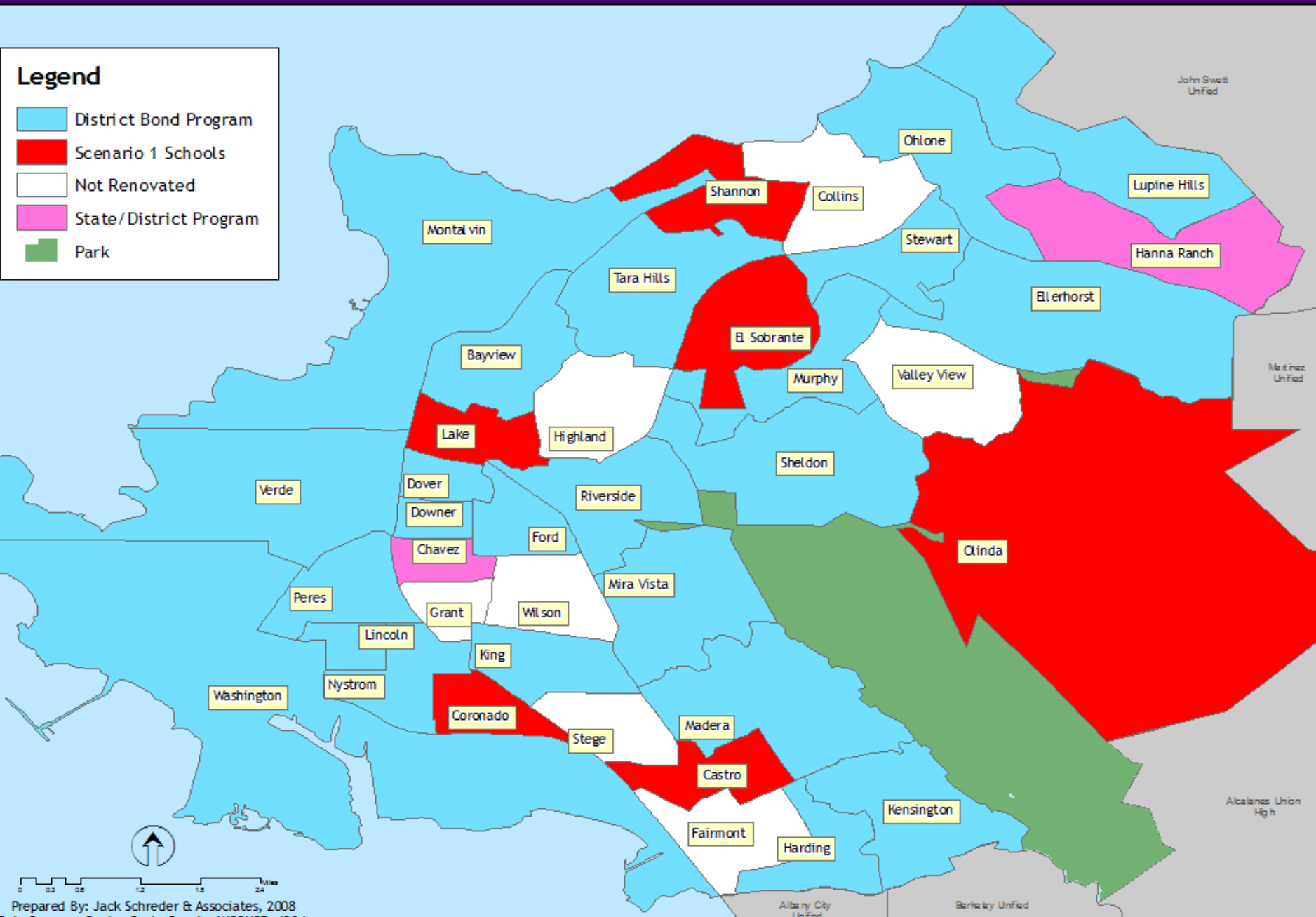
\*(Keep building & relocate other programs to Kennedy building, close & sell other properties)

# Scenario 1

## West Contra Costa Unified School District

### Legend

-  District Bond Program
-  Scenario 1 Schools
-  Not Renovated
-  State/District Program
-  Park



0 0.5 1 1.5 2 Miles








Prepared By: Jack Schreder & Associates, 2008  
Data Sources: Contra Costa County, WCCUSD, JS&A

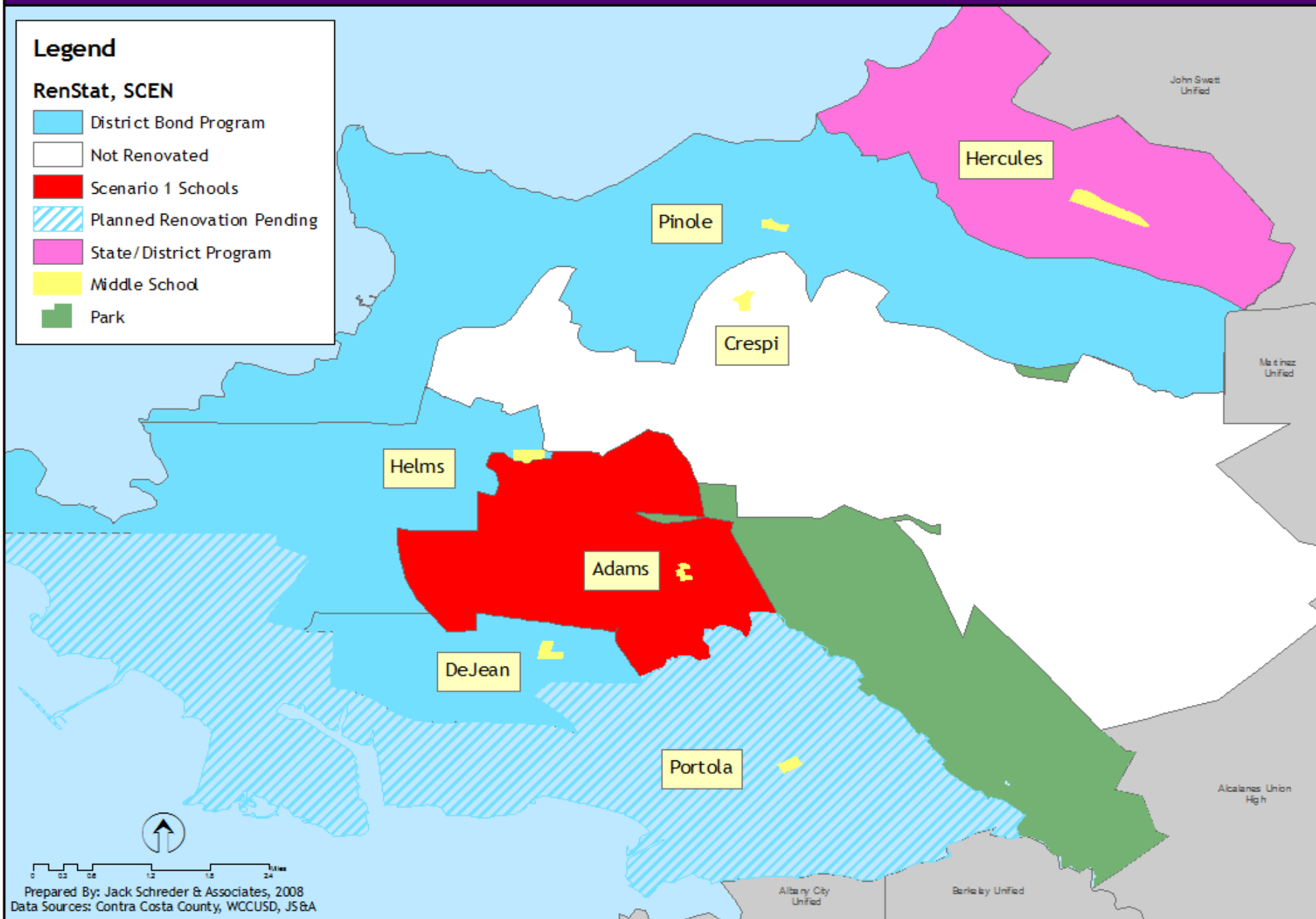
# Scenario 1 Schools

## West Contra Costa Unified School District

### Legend

#### RenStat, SCEN

-  District Bond Program
-  Not Renovated
-  Scenario 1 Schools
-  Planned Renovation Pending
-  State/District Program
-  Middle School
-  Park



# Scenario 1: Consolidation of Schools

- Consolidate:
  - Castro to Stege and Fairmont
  - Coronado to Nystrom
  - El Sobrante to Murphy and/or Crespi K-8
  - Lake to Highland, Bayview and Dover
  - Olinda to Sheldon, Valley View and Ellerhorst
  - Shannon to Montalvin, Tara Hills and Collins
  - Adams to Crespi and Helms
    - Reconfigure Chavez and Ford to K-6
    - Possible conversion of Mira Vista, Wilson, Stege, and/or Crespi to K-8 schools
  - Creation of Kennedy Education Center
    - Relocate Leadership Public Schools and other District programs

# Scenario 2

- Consolidate:
  - Collins
  - Coronado
  - El Sobrante
  - Highland
  - Stege
  - Valley View
  - Portola
  - Kennedy\*
- Possible Conversion to K-8:
  - Mira Vista
  - King
  - Castro
  - Crespi






\*(Keep building & relocate other programs to Kennedy building, close & sell other properties)

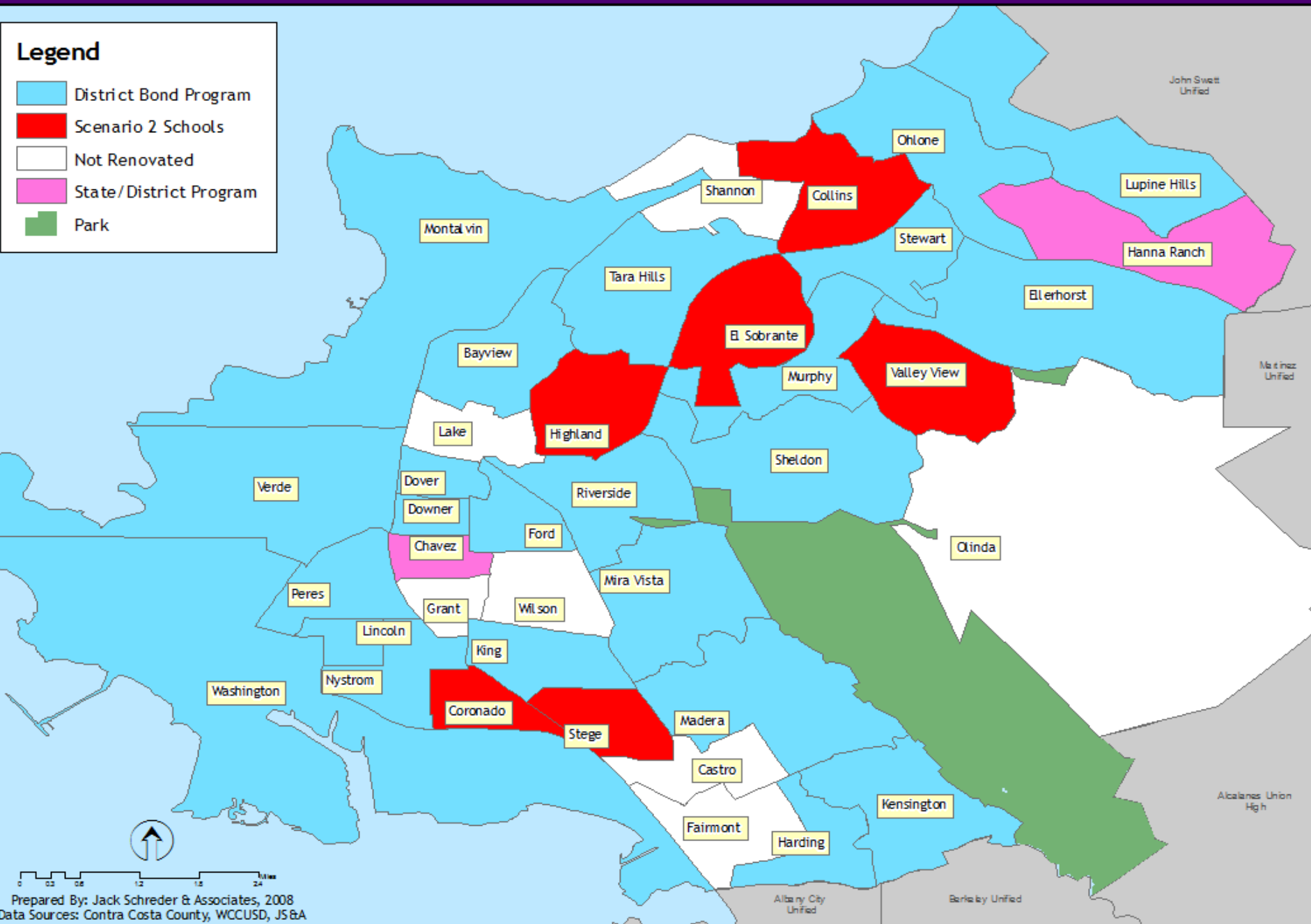


# Scenario 2

## West Contra Costa Unified School District

### Legend

-  District Bond Program
-  Scenario 2 Schools
-  Not Renovated
-  State/District Program
-  Park



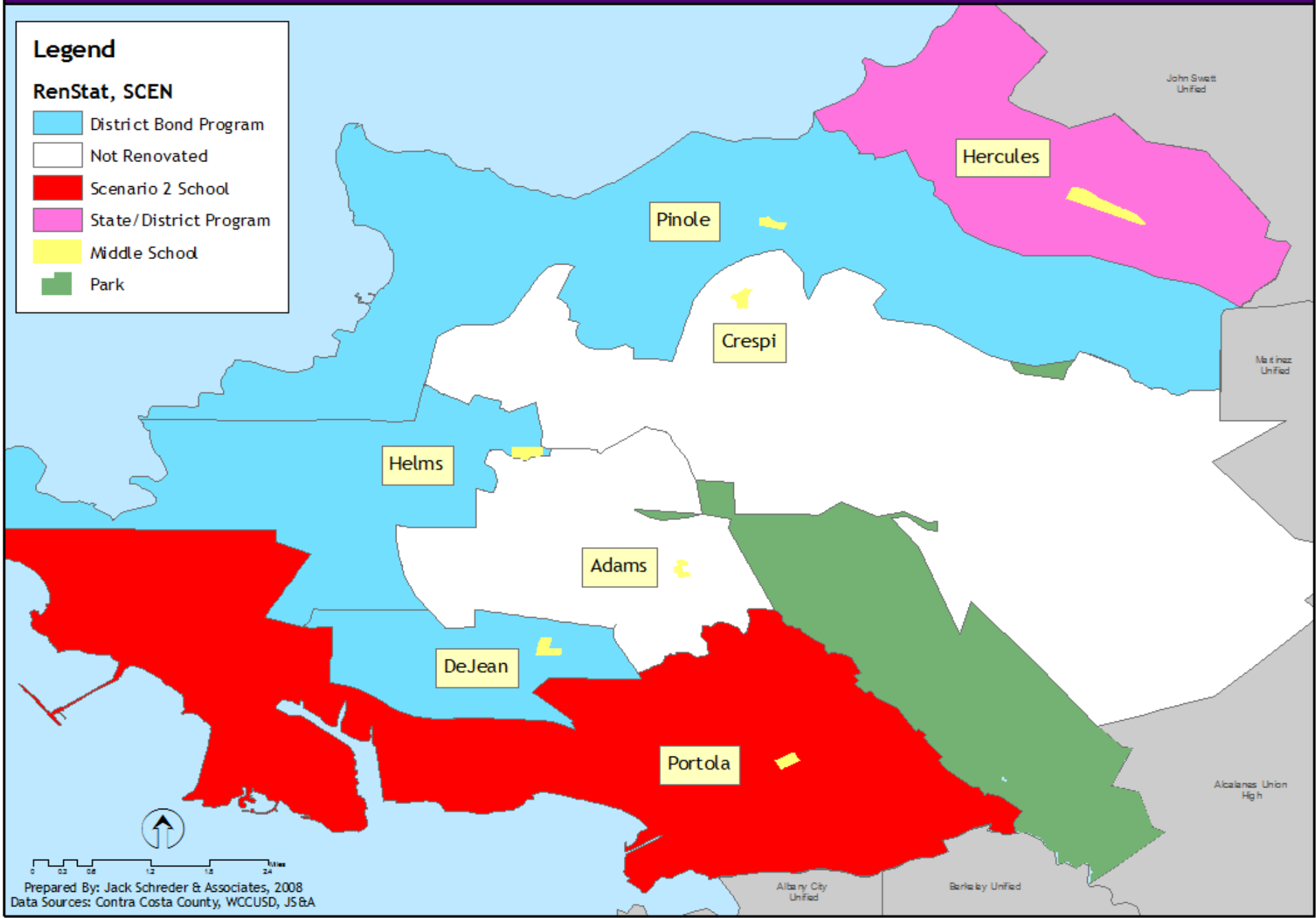
# Scenario 2 Schools

## West Contra Costa Unified School District

**Legend**

**RenStat, SCEN**

- District Bond Program
- Not Renovated
- Scenario 2 School
- State/District Program
- Middle School
- Park



# Scenario 2: Consolidation of Schools

- Consolidate:
  - Collins to Shannon, Stewart, and Ohlone
  - Coronado to Nystrom
  - El Sobrante to Murphy and/or Crespi K-8
  - Highland to Bayview, Lake and Riverside
  - Stege to King, King to Wilson, Wilson to Mira Vista
  - Valley View to Murphy, Sheldon, Olinda and/or Crespi K-8
  - Portola to Adams
    - Reassign Adams elementary feeders to Helms and DeJean
    - Possible conversion of Mira Vista, King, Castro, and Crespi to K-8 schools
  - Creation of Kennedy Education Center
    - Relocate Leadership Public Schools and other District programs

# Comparison of Scenarios

- Scenario 1

- Consolidate:

- Castro
    - Lake
    - Olinda
    - Shannon
    - Adams
    - Coronado
    - El Sobrante
    - Kennedy\*

- Scenario 2

- Consolidate:

- Stege
    - Highland
    - Valley View
    - Collins
    - Portola
    - Coronado
    - El Sobrante
    - Kennedy\*

\*(Keep building & relocate other programs to Kennedy building, close & sell other properties)

## **Possible Short Term Relief**

- 1. External funding to reduce number of schools closed for 2009-10 and 2010-11**
- 2. Debt Forgiveness or Debt Assumption**

## **Possible Longer Term Relief**

- 1. Local Tax for Operating Small Schools**
- 2. State Restructuring of Education Funding**
- 3. National Health Plan**

# **Small Group Process**

**Diverse Groups = Better Ideas**

**Hearing Everyone's Voice**

**Focus Conversation on Closure Plans**

**Develop New Scenarios**



# **Next Steps**

- 1. Compile information generated tonight**
- 2. Make public the information gathered at all six meetings**
- 3. Generate a recommended scenario**
- 4. Board Public Hearing --- February 4**
- 5. Board Decision – February 11**