

Decimals and Fractions: Interactive Lesson  
Grade 3 & 4

**Objective:** Students will use base 10 models and number lines to recognize that decimals and fractions are both a way to represent part of a whole.

**Preparation:** Copies of Guided Practice Template, precut matching activity (enough for students to work in pairs), copies of the blank sort (optional).

**Introduction:** Allow students to *Think, Pair, Share* situations in which we use fractions in daily life. Make a quick chart noting the responses. Continue with fractions and percents in the same manner. Make the connection for them if they don't recognize that these are all ways to represent a part of a whole (i.e., change is a decimal representation for a part of a dollar, on tests we sometimes see our score written as a fraction).

**“We Do #1”**

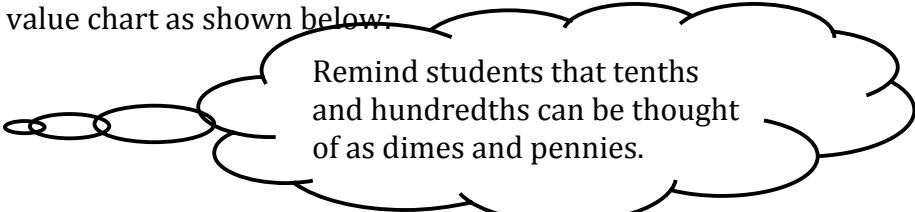
Using the Guided Practice Template guiding students to recognize that the whole has been divided into 100 equal parts.

**MODEL:** Shade in forty-two-hundredths of the whole, reminding students that the numerator is what has been shaded and the denominator is how many parts are in the whole.

**FRACTION:** Use the model and prior discussion of model to identify the fraction that represents what has been shaded and the correct way to read the fraction, “Forty-two-hundredths.”

**DECIMAL:** Have students draw a place value chart as shown below:

$$\begin{array}{c} \text{_____} \\ \text{tens} \end{array} \quad \begin{array}{c} \text{_____} \\ \text{ones} \end{array} \cdot \begin{array}{c} \text{_____} \\ \frac{1}{10} \end{array} \quad \begin{array}{c} \text{_____} \\ \frac{1}{100} \end{array}$$



Remind students that tenths and hundredths can be thought of as dimes and pennies.

*Think, Pair, Share* We know that a fraction and a decimal is read the same way does this and the place value chart help us to know how to write the decimal?

**NUMBER LINE:** Plot the value on the number line as a decimal and a fraction.

**“We Do #2”**

Using strategy outlined above to shade in four-tenths of a whole.

**You Do #1**

Verbally ask students to show eighty-two hundredths as a fraction, decimal, model and on number line.

**Interactive Activity-** Provide pairs of students with the precut match that follows. Students will find the equivalent fraction, decimal, model and number line.


**Extended the Activity-** Provide students with blank copies of the match. Have them make their own match for fellow classmates to practice.

**AND/OR** Have students write a word problem that can be modeled by examples given in the match or the ones they made on their own.

**AND/OR** Add mixed numbers to the activity.

# Fractions and Decimals

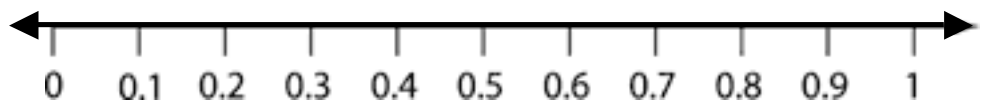
Model:




Fraction:

Decimal:

Number Line:



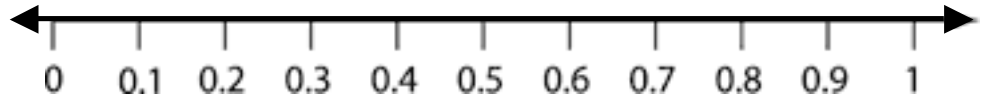
Model:




Fraction:

Decimal:

Number Line:



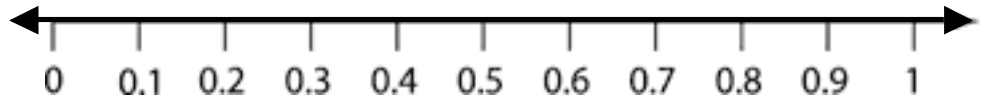
Model:





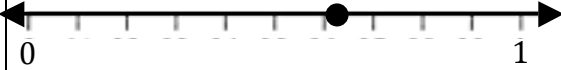

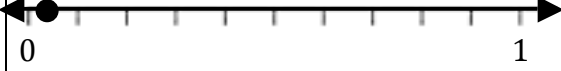

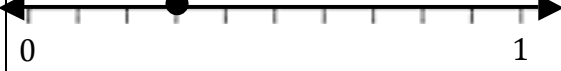

Fraction:

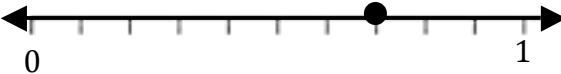

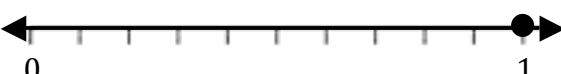

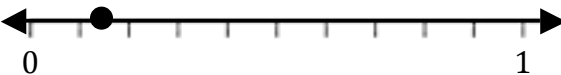

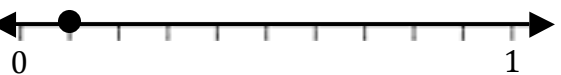

Decimal:

Number Line:




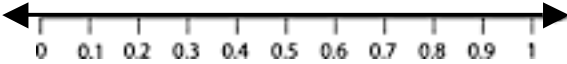
Cut for match

$\frac{50}{100}$	$.50$		
$\frac{62}{100}$	$.62$		
$\frac{4}{100}$	$.04$		
$\frac{3}{10}$	$.3$		


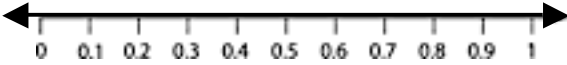
$\frac{7}{10}$	$.7$		
$\frac{10}{10}$	$1.0$		
$\frac{14}{100}$	$.14$		
$\frac{1}{10}$	$.1$		

Create Your Own Sort


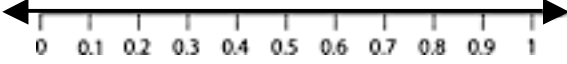
\_\_\_\_\_ •




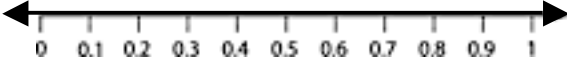
\_\_\_\_\_ •



\_\_\_\_\_ •


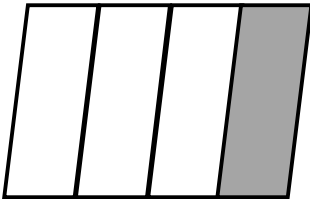


\_\_\_\_\_ •



Date \_\_\_\_\_

## Warm-Up

CST Grade 3 #10	Review:
<p>Donna shaded <math>\frac{1}{10}</math> of the figure.</p> <div style="text-align: center; margin: 10px 0;">  </div> <p>Which decimal equals <math>\frac{1}{10}</math> ?</p> <p><b>A</b> 0.01  <b>B</b> 0.1  <b>C</b> 0.110  <b>D</b> 1.0</p>	<p>Use basic facts to help solve:</p> <p><math>24 \div 8 =</math>  <math>240 \div 8 =</math>  <math>2,400 \div 8 =</math>  <math>24,000 \div 8 =</math>  <math>240,000 \div 8 =</math>  <math>2,400,000 \div 8 =</math></p>
Current:	Other
<p>What fraction of the figure below is shaded ?</p> <div style="text-align: center; margin: 10px 0;">  </div>	<p>Solve at least 2 ways:</p> <p><math>8,016 - 639 =</math></p>

**Today's Objective/Standards: Decimals, Fractions, and Percents**