

**WEST CONTRA COSTA  
UNIFIED SCHOOL DISTRICT**

**BOARD OF TRUSTEES**



**MISSION STATEMENT**

We provide the highest quality education to enable all students to make positive life choices, strengthen our community, and successfully participate in a diverse and global society.

We provide excellent learning and teaching experiences; safe, student-centered learning environments; and support for all students and employees. We develop and maintain productive community partnerships and individual and collective accountability.

**MEETING OF**  
January 7, 2009

**WEST CONTRA COSTA UNIFIED SCHOOL DISTRICT  
BOARD OF EDUCATION  
MEETING AGENDA  
JANUARY 7, 2009**

---

**BOARD AGENDA PACKETS AND INFORMATION:**

Complete Board meeting packets are available for review at the Administration Building, the District's six high schools, and at public libraries throughout West County.

Complete Board agendas and packets are available online at:

[http://www.wccusd.net/board/APM\\_index.shtml](http://www.wccusd.net/board/APM_index.shtml)

Any writings or documents that are public records and are provided to a majority of the governing board regarding an open session item on this agenda will be made available for public inspection in the District office located at 1108 Bissell Avenue, Richmond, CA 94801 during normal business hours. In addition, such writings and documents may be posted on the District's website as noted above.

---

**VIEWING AND LISTENING TO THE BOARD MEETINGS:**

**Radio:** Regularly scheduled Board meetings are broadcast live over Radio Station KECG 88.1 and 97.7 FM.

**Television:** Regular Board meetings are also broadcast by the City of Pinole on PCTV Channel 26 and HCTV Channel 25, and the Hercules city cable channel 28.

Audio tapes of Board meetings are kept on file in the Communications Office, Room 215, 1108 Bissell Avenue, Richmond, CA 94801 (510-231-1132). The Board of Education would like to acknowledge the City of Pinole for their generosity in helping to televise WCCUSD Board of Education meetings.

---

**ATTENDING BOARD MEETINGS:**

The public is warmly invited to attend and participate in all WCCUSD Board of Education meetings.

**Location:** **LOVONYA DEJEAN MIDDLE SCHOOL  
3400 MACDONALD AVENUE  
RICHMOND, CA 94805**

**Time:** The **Board of Education's Open Session meeting will begin at 6:30 PM.** The Board will convene at **5:30 PM** in the Gymnasium to receive comments from anyone wishing to address the Board regarding closed session items (see Exhibit A). The Board will then adjourn to closed session in the Faculty Lounge and reconvene in open session to address the regular agenda (Exhibits B-G) at 6:30 PM.

---

"of children be more careful than anything."  
e.e. cummings

**B. OPENING PROCEDURES**

**B.1 Pledge of Allegiance**

**B.2 Welcome and Meeting Procedures**

**B.3 Roll Call**

\* **B.4 Presentation of Student Board Representative Matthew Chao, De Anza High School**

Comment:

Student Board Representative Matthew Chao will be representing DeAnza High School at the Board of Education on January 7, 2009. We would like to recognize and commend his participation.

Recommendation: For Information Only

Fiscal Impact: None

**B.5 Report/Ratification of Closed Session**

\* **B.6 Agenda Review and Adoption (Public Comment)**

\* **B.7 Board Minutes: December 10, 2008**

**C. AWARDS, RECOGNITIONS, AND REPORTS**

\* **C.1 Recognition and Appreciation of Paul Ehara, Director of Communications**

Comment:

The Board of Education is appreciative of the leadership Paul Ehara has provided the district as Director of Communications. Mr. Ehara assumed the role on September 1, 1988 and ends his years of service on December 23, 2008. We thank him for his strong leadership, commitment to excellence and dedication to the students, staff, families and communities of the West Contra Costa Unified School District.

Recommendation: For Information Only

Fiscal Impact: None

\* **C.2 Local One Scholarship Award**

Comment:

Local One's scholarship fund commemorates Major Dixon, former President of the GSM&O unit, to further the education of students who are children of Local One members.

This year, Local One awards a \$500 scholarship to Elizabeth Gonzales, 2008 Graduate of El Cerrito High School and daughter of Abigail Gonzalez, Food Service Clerk.

Ms. Gonzales is currently studying International Relations at Brown University.

Recommendation: For Information Only

Fiscal Impact: None

\* **C.3 Announcement of The Ed. Fund 2008-2009 Grants**

Comment:

Each fall, The Ed. Fund awards grants totaling nearly \$40,000 to teachers, principals, and other staff or community leaders in WCCUSD who have creative ideas for their schools. These grant recipients are leaders who go above and beyond the call of duty to serve our students. Projects range in content from poetry programs, after school video clubs, garden projects and debate teams, as well as more traditional literacy and math programs. No matter what the subject, each grant supports the standards and learning goals the District considers essential. With fresh ideas and innovative programs, these professionals ensure that the children in our community thrive.

The Ed. Fund is pleased to present to the Board of Education the recipients for the 2008-2009 school year.

Recommendation: For Information Only

Fiscal Impact: Benefit to the District

\* **C.4 NCLB District Corrective Action**

Comment:

A cornerstone of the 2001 No Child Left Behind (NCLB) Act is the accountability system of school and district improvement. The school improvement system is based on a five-year timeline; the district improvement system is based on a **three-year timeline**. Both systems function in a similar way with schools or districts advancing along a continuum of sanctions each year when all adequate yearly progress (AYP) targets are not met. If a school or district in improvement makes all AYP targets in a single year it remains in place. To exit improvement a school or district must meet all AYP targets for two consecutive years.

WCCUSD has a total of 42 AYP targets to meet each year. The District originally entered the improvement continuum in 2004-05, then made AYP in 2005-06 remaining in year 1. In 2006-07 and 2007-08 some of the targets were missed and the district advanced along the continuum entering year 3, Corrective Action.

At the November 2008 meeting, the State Board of Education invoked the following corrective actions for WCCUSD and 49 other districts:

- Institute and **fully implement** a new curriculum that is based on the state academic standards.
- Contract with one of the 38 state-approved District Assistance and Intervention Teams (DAITs) to receive targeted support in improving student performance.
- Revise the district's Local Educational Agency (LEA) Plan to address and improve the practices that led to the PI Year 3 identification **by March 9, 2009** (an extremely short/aggressive timeline).

Staff will provide a brief report on Corrective Action.

Recommendation: For Information Only

Fiscal Impact: Title I District Improvement Funds

\* **C.5 Report on Student Demographics**

Comment:

The West Contra Costa Unified School District requested proposals from qualified firms and individuals to provide demographic services to WCCUSD for the preparation of a ten year student demographic study. Davis Demographics was selected to prepare the reports.

Recommendation: For Information Only

Fiscal Impact: None

\* **C.6 Report on Seismic and Geotechnical Studies for District Sites**

Comment:

Staff will provide an update to the Board and the community on the status of Structural and Geotechnical Engineering studies currently underway at various District sites including Portola Middle School, Adams Middle School, Riverside Elementary School, Washington Elementary School and Pinole Valley High School.

Recommendation: Report Only. Recommendations for action will be presented at future meetings.

Fiscal Impact: Unknown

\* **C.7 In Memory of Members of the School Community**

Comment:

The District would like to take time to recognize the contributions of members of our school community who have passed away. The District requests the community to submit names to be reported as a regular part of each agenda.

Kathryn Remitz passed away November 30, 2008. Ms. Remitz served as a yard supervisor at Lupine Hills Elementary School from 1984 through 2008.

Our thoughts go out to the family and friends in the loss of their loved one.

Recommendation: For Information Only

Fiscal Impact: None

**D. PUBLIC AND COMMITTEE COMMUNICATIONS**  
(Education Code 35145.5; Government Code 54950 et seq.)

\* **D.1 Superintendent's Report**

\* **D.2 WCCUSD Public Comment**

Members of the public are invited to speak to the Board about any matter that is not otherwise on the agenda and is related to issues affecting public education in the WCCUSD. Approximately 30 minutes

will be allocated for this item. If there are more requests to speak than can be heard within this time limit, “WCCUSD Public Comment” will continue after Item G. Individuals wishing to speak must submit a “WCCUSD Public Comment” form prior to the beginning of this item on the agenda. Depending on the number of persons who wish to speak, from one to three minutes will be allocated to each speaker at the discretion of the President of the Board in order to accommodate as many speakers as possible. The Board cannot dialogue on any issues brought before it by the public that have not been previously agendized, but may refer these to staff for response and/or placement on future agendas.

**E. ACTION ITEMS**

**\* E.1 Resolution 54-0809: Read Across America – March 2, 2009**

Comment:

The West Contra Costa Unified School District and the Board of Education join with the United Teachers of Richmond in calling on the citizens of West Contra Costa to assure that every child is in a safe place reading with a caring adult on Monday, March 2, 2009.

Recommendation: Approval

Fiscal Impact: None

**\* E.2 Establishment of a WCCUSD Youth Commission**

Comment:

The Board and District could gain a great deal of insight into how to improve school operations, create better learning environments and get valuable feedback from high school students by creating a Youth Commission. A Youth Commission could mirror the role of the Board and provide leadership opportunities and training for WCCUSD students. This proposal sets out to create a youth commission to advise the WCCUSD Board of Directors and staff. This commission would consist of between 10-15 students ranging in grades from Middle to High School. The purpose of the commission would be to get a student perspective on a variety of issues facing the district.

Membership on the commission would be open to students from schools throughout the district. Commissioners would apply to serve and would be appointed by the Commission and confirmed by the School Board. Commissioners would serve terms for at least one school year. Commissioners could serve multiple terms subject to the discretion of the Commission and the governing procedures governing length of terms. As the Commission starts out, the School Board could appoint a planning committee of students whose charge it would be to develop the policies and procedures of the board in their first year, including but not limited to membership criteria, attendance requirements, role and duties of the commission, and governing procedures.

Commission members could meet once or twice a month as dictated by their governance procedures (by-laws) and would participate in meetings with agendas, minutes, and governing procedures such as Roberts Rules of Order (to be determined by the commissioners).

A WCCUSD staff person would be identified to serve as a liaison for supporting the needs of the commissioners. School Board members and other volunteers could also serve as liaisons to the Commission. The commissioners would also be provided with training to support their leadership

development. Leadership topics could include how to run a meeting, the role of leaders and public officials, budget management, organizing events, and fundraising just to name a few. Commissioners would also be eligible to represent the WCCUSD at conferences, events, community meetings, and trainings.

While advisory in its nature the Commission would be separate and autonomous from the School Board and be able to make its own determination and rulings. The Commission could also weigh in on any matter before the Board and/or could bring forward other items or positions for Board consideration. The Commission could have a separate budget provided by the Board when funds are available but the Commission would also be able to raise and manage its own funds with support from the WCCUSD's accounting staff. The Commission would be able to work closely with individual student councils, reach out to members of the WCCUSD student body, and organize events and programs for the overall WCCUSD student body and general community.

The Commission could take up issues such as but not limited to:

- Improving School Safety
- Promoting student morale and pride
- Reducing the drop out rate
- Engaging parents
- School closures
- Conflict resolution and preventing fights
- Curriculum and academic recommendations
- Menu recommendations
- Facility recommendations
- Sporting, Entertainment, and Social Programming for students
- Reducing the achievement gap

Recommendation: That the Board authorize the initiation of a WCCUSD Youth Commission and empower a representative group of high school students to develop the charge and operating parameters for the group.

Fiscal Impact: To be determined

\* **E.3 Revised District Transfer Policies, BP 5116.1 and 5117**

Comment:

To better assist district students with the opportunity to transfer to other schools, we have revised the process, criteria and timelines for both the Intradistrict and Interdistrict transfer policies 5116.1 and 5117.

Recommendation: Recommend Approval

Fiscal Impact: None

\* **E.4 Presentation of the 2007-08 Audit Report by Perry-Smith, LLP**

Comment:

Steven Westcoatt, Partner and Chief Administrative Officer of Perry-Smith LLP, will present their independent audit report of the West Contra Costa Unified School District's financial position, internal control, and federal and state compliance for the year ended June 30, 2008.

The 2007-08 Audit Report is posted on the WCCUSD website and a copy is at the front counter at 1108 Bissell Avenue, Richmond, California.

Recommendation: Staff recommends acceptance of the audit report

Fiscal Impact: None

\* **E.5 California School Board Association (CSBA) Appointment for Delegate Assembly with the term beginning when the appointee has been notified of his/her appointment by the District through March 2011**

Comment:

According to the California School Board Association (CSBA) Bylaws and Standing Rules, West Contra Costa Unified School District is entitled to elect one CSBA Delegate and appoint one CSBA Delegate. At this time we are calling for the appointment of a Board of Education Member to be appointed to the CSBA Delegation.

Recommendation:

That the Board approve one member to serve as CSBA Delegate through March 2011

Fiscal Impact: None

**F. DISCUSSION ITEMS**

\* **F.1 Status Reports – Facilities Planning and Construction**

Comment:

The following are provided for review of Facilities Planning and Construction in the District's Bond Program and for information regarding individual projects:

- Engineering Officer's Report—Verbal Presentation
- Construction Status Reports—Current Construction Projects

Recommendation: For Information Only

Fiscal Impact: None



**G. BUSINESS ITEMS**

**CONSENT ITEMS (Routine Matters)**

Consent Calendar Items designated by “CI” are considered routine and will be enacted, approved and adopted by one motion, unless a request for removal, discussion or explanation is received from any Board member or member of the public in attendance.

**\*CI G.1 Contracted Services**

Comment:

Permission is requested of the Board of Education to approve the contracts for services as detailed dated January 7, 2009.

Recommendation: Recommend Approval

Fiscal Impact: As noted per contracts summary

**\*CI G.2 Grants/Awards/Agreements**

Comment:

Formal acceptance is requested from the Board of Education to accept the grants/awards/agreements, as detailed dated January 7, 2009.

Recommendation: Recommend Approval

Fiscal Impact: As noted per grants summary

**\*CI G.3 Acceptance of Donations**

Comment:

The District has received donations as summarized dated January 7, 2009. The estimated values for any non-cash donations are those provided by the donor. Staff recommends acceptance of these donations.

Recommendation: Recommend Approval

Fiscal Impact: As noted per donations summary

**\*CI G.4 Approval of Fund-Raising Activities**

Comment:

The planned fund-raising events for the 2008-09 school year are summarized dated January 7, 2009.

Recommendation: Recommend Approval

Fiscal Impact: Additional revenue for schools

**\*CI G.5 Summary of Payroll and Vendor Warrant Reports**

Comment:

Attached are the summaries of Payroll and Vendor Warrants issued during the month of November, 2008.

Total of payroll warrants: \$10,962,867  
Total of vendor warrants: \$26,801,305

Recommendation: Recommend approval of the payroll and vendor warrant reports

Fiscal Impact: As noted above

**\*CI G.6 Acceptance of Contracts for Placement of Student Teachers**

Comment:

Teachers in this district provide supervision and evaluation for students seeking credentials to teach in California public school classrooms. These arrangements are made between the institution of higher education and the individual classroom teacher at no cost to the district.

Staff requests approval from the Board of Education to accept Contracts for Placement of Student Teachers as detailed on the attached sheet dated January 7, 2009.

Recommendation: Recommend Approval

Fiscal Impact: None

**\*CI G.7 Revised Board of Education Annual Resolutions Numbers 06-0809, 09-0809 and 37-0809 for the 2008-09 School Year**

Comment:

Approval is recommended of the Revised Board of Education Annual Resolution Numbers 06-0809, 09-0809 and 37-0809 for the 2008-09 School Year.

Recommendation: Recommend Approval

Fiscal Impact: None

**\*CI G.8 Annual Organization: Secretary to the Board; authorization of Signatures; Board Calendar**

Comment:

Pursuant to Board Bylaw 9100, which governs annual organization, the Board shall: Appoint a secretary to the Board; Authorize signatures; and develop a Board calendar for the year.

Recommendation: That the Board:

1. Appoint the Superintendent as Secretary to the Board as prescribed by law;

2. Authorize the President of the Board to sign documents for the Board and for the Clerk to sign documents in the absence of the President;
3. Establish a Board calendar for 2009 that includes:
  - a. Budget Hearing, June 3
  - b. Budget Adoption, June 17
  - c. Superintendent Evaluation, October 21
  - d. Annual Organization Meeting, December 9, 2009

Fiscal Impact: None

**\*CI G.9 Routine Personnel Changes - Classified**

Comment:

Routine personnel changes include actions to hire, promote, or terminate classified employees in accord with appropriate laws, established policies and procedures.

Recommendation: Recommend Approval

Fiscal Impact: None

**\*CI G.10 Notification of Claim Rejected**

Comment:

The District has received claims requesting compensation for personal injury. The District's risk management firm has investigated the claim and is requesting the School Board to ratify the authorized claim rejections.

Recommendation: Ratify the rejection of claim

Fiscal Impact: None

**\*CI G.11 Ratification and Approval of Engineering Services Contracts**

Comment:

Contracts have been initiated by staff using previously qualified engineering, architectural, or landscape architectural firms to assist in completion of the referenced projects. Many of the firms are already under contract and the staff-initiated work may be an extension of the firm's existing contract with the District. Public contracting laws have been followed in initially qualifying and selecting these professionals.

Recommendation: Ratify and approve contracts

Fiscal Impact: Total for this action: \$105,009. Funding sources as noted.

**\*CI G.12 Ratification and Approval of Negotiated Change Orders**

Comment:

Staff is seeking ratification of Change Orders on the following current District construction projects: DeAnza High School Fieldhouse; El Cerrito HS New Campus; and El Cerrito HS Theater Admin

Building. Change Orders are fully executed by the District upon signature by the Superintendent's designee. Board ratification is the final step required under state law in order to complete payment and contract adjustment.

Recommendation: Ratify negotiated Change Orders as noted

Fiscal Impact: Total ratification and approval by this action: \$557,802.

**\*CI G.13 Ratification of "Piggyback" Contract with Mt. Diablo USD for Spectrum's Encore! Student Information Services (SIS) for Special Education**

Comment:

Staff is contracting with Mt. Diablo Unified to use Spectrum's Encore! Student Information Services (SIS) for Special Education. Mt. Diablo conducted a public bid process and had referenced other school districts in the state which, under law, may then award contracts as a "piggyback" on the Spectrum contract. This product satisfies District requirements in the following areas: timelines aligned to California and federal compliance standards for IEP students, forms that capture California-specific data for IEP students, and CASEMIS and other special education reporting.

The Board approved the staff recommendation to enter into contract negotiations on November 19, 2008. The contract is now being brought back for ratification.

Recommendation: Recommend approval

Fiscal Impact: \$529,983 Microsoft Voucher Grant

**\*CI G.14 Williams Lawsuit Complaints Quarterly Report**

Comment:

The Williams Lawsuit requires that a quarterly report be brought before the Board of Education reflecting the number of complaints filed with any school in the district during a particular quarter. This report reflects the time period from October 1 through December 31, 2008.

Recommendation: For Approval

Fiscal Impact: None

**\*CI G.15 Resolution No. 53 -0809: Martin Luther King, Jr. Day – January 19, 2009**

Comment:

This resolution is in recognition of Dr. Martin Luther King, Jr. for his great leadership and encouragement for students, parents, teachers and other staff members to band together to work towards peaceful solutions to improve society for all people.

Recommendation: For Information Only

Fiscal Impact: None

**\*CI G.16 Approval of Board member to Attend Training Modules and Conferences**

Comment:

Board Bylaw 9250 stipulates members of the board shall be reimbursed for allowable expenses incurred in attending any meetings or in making any trips on official business of the school district when so authorized in advance by the Board of Education. (Education Code 35044). Board member Antonio Medrano has expressed an interest in attending the California School Boards Association Masters in Governance training modules over the next two years. He also requests membership and conference attendance for the National Association of Latino Elected and Appointed Officials and the Celebration Educational Opportunities for Hispanic Students. Expenses including registration, fees, travel, food and lodging are estimated to total approximately \$3,500. Funds for Board travel and conference are budgeted and there is sufficient funding within that budget.

Recommendation: That the Board authorize member Antonio Medrano to attend training and conferences.

Fiscal Impact: General Fund

- H. UNFINISHED REQUESTS TO ADDRESS THE BOARD** (continued from Item D)
- I. COMMENTS OF THE BOARD OF EDUCATION AND SUPERINTENDENT**
- J. THE NEXT SCHEDULED BOARD OF EDUCATION MEETING**

Lovonya DeJean Middle School – January 21, 2009

**K. ADJOURNMENT**

At 10:00 PM, any items remaining on the agenda that require immediate attention will be moved to this time. All other items will be tabled to another or the following Board meeting in order to make fair and attentive decisions. The meeting will adjourn at 10:30 PM. The meeting may be extended by a majority vote of the Board of Education.

The public may address items which are marked with an asterisk (\*).

**A. CLOSED SESSION**

**A.1 CALL TO ORDER**

**A.2 DISCLOSURE OF ITEMS TO BE DISCUSSED IN CLOSED SESSION**

(Government Code 54957.7)

**A.3 RECESS TO CLOSED SESSION AS SCHEDULED**

**See Exhibit A**

(Government Code Section 54954.5)

The **Open Session** will resume at the end of the **Closed Session** in the Multi-Purpose Room at approximately **6:30 PM**.

**EXHIBIT A**

(Government Code Section 54954.5)

**CLOSED SESSION AGENDA**

**January 7, 2009**

**1. CONFERENCE WITH REAL PROPERTY NEGOTIATOR**

1. Negotiator: Superintendent / Dr. Bruce Harter
2. Property: Land located on either side of Lexington Avenue between Stockton Avenue and Eureka Street in El Cerrito, CA. Price and all terms of agreement.
3. Property: 1021 Navellier Street, El Cerrito, CA. Price and all terms of agreement.

**2. CONFERENCE WITH LEGAL COUNSEL—EXISTING LITIGATION**

[Government Code Section 54956.9(a)]

1. WCCUSD v. Charles T. Bryant & Associates (CTBA)
2. WCCUSD v. RDS Architects
3. Lumagbas et al. v. WCCUSD et al.
2. S.H. v. WCCUSD

**3. CONFERENCE WITH LEGAL COUNSEL – ANTICIPATED/POTENTIAL LITIGATION**

[Government Code Section 54956.9(b)]

Four cases

**4. LIABILITY CLAIMS (Government Code Section 54956.95)**

**5. CONFERENCE WITH LABOR NEGOTIATORS**

- a. Superintendent/Dr. Bruce Harter
- b. Employee Organizations
  - UTR
  - Local One
  - School Supervisors Association
  - WCCAA
- c. Unrepresented Employees
  - Confidential and Management

**6. PUBLIC EMPLOYEE APPOINTMENT**

**7. PUBLIC EMPLOYEE PERFORMANCE EVALUATION (Government Code Section 54957)**

**8. STUDENT DISCIPLINE (Education Code Section 35146)**

- a. Expulsions

**9. PUBLIC EMPLOYEE DISCIPLINE/DISMISSAL/RELEASE/COMPLAINT  
(Government Code Section 54957)**

Teacher Dismissal

**10. REPORT OF CLOSED SESSION ACTIONS**

West Contra Costa Unified School District  
1108 Bissell Avenue  
Richmond, California 94801  
Office of the Superintendent

**ITEM REQUIRING ATTENTION---BOARD OF EDUCATION**

---

**To:** Board of Education

**Meeting Date:** January 7, 2009

**From:** Wendell C. Greer *WCG*  
Associate Superintendent, K – Adult Operations

**Agenda Item:** B.4

**Subject:** Presentation of Student Board Representative Matthew Chao, DeAnza High School

**Background Information:**

Student Board Representative Matthew Chao will be representing DeAnza High School at the Board of Education on January 7, 2009. We would like to recognize and commend his participation.

**Recommendation:** For Information Only

**Fiscal Impact:** None

DISPOSITION BY BOARD OF EDUCATION

Motion by: \_\_\_\_\_

Seconded by: \_\_\_\_\_

Approved \_\_\_\_\_

Not Approved \_\_\_\_\_

Tabled \_\_\_\_\_



West Contra Costa Unified School District  
Minutes of the Board of Education Meeting  
Lovonya DeJean Middle School  
3400 McDonald Avenue  
Richmond, CA 94805

December 10, 2008

---

**A. CLOSED SESSION**

Clerk Madeline Kronenberg called the meeting to order at 5:15 PM.

**Board Members Present:** Madeline Kronenberg, Antonio Medrano, Audrey Miles, Charles Ramsey and Tony Thurmond

Superintendent Harter administered the oath of office to Mr. Thurmond and Rosa Mena, Deputy, Contra Costa County, administered the Oath to Mr. Medrano in Spanish, which allowed the new Board members to attend Closed Session.

The Board recessed into Closed Session.

**B. OPENING PROCEDURES**

Ms. Kronenberg called the Public Session to order at 6:43 PM.

**Board Members Present:** Madeline Kronenberg, Antonio Medrano, Audrey Miles, Charles Ramsey, Tony Thurmond

**Student Board Members Present:** Cindy Pineda, North Campus Continuation High School

**Staff Present:** Doris Avalos, Executive Director; Andre Bell, Executive Director Business Services; Adrienne Blalock, Director of Bond Facilities; Patricia Calvert, Director of Human Resources-Certificated; Steve Collins, SELPA Director; Martin Coyne, Internal Audits; Paul Ehara, Director of Communications; Lisa Erwin, Executive Director for Business Services; Otilia Espinoza, Interpreter; Luis Freese, Executive Director Maintenance and Operations; Sheri Gamba, Associate Superintendent for Business Services; Wendell Greer, Associate Superintendent K-Adult; Bruce Harter, Superintendent; Lance Jackson, District Architect; Linda Jackson, Executive Director; David Johnston, Director of Business Services; Harlan Kerr, Director Reading First; Joe Mayes, Maintenance Manager; Ken McDaniel, Interim Electronics Supervisor; Vince Rhea, Executive Director; Jessica Romeo, Assistant Superintendent for Human Resources; Phyllis Rosen, Legal Assistant; Bill Savidge, District Engineering Officer; Marin Trujillo, Director Community Engagement.

**B.1 Swearing In of New Board Members**

Dr. Harter administered a second Oath of Office to Tony Thurmond, and Rosa Mena, Deputy, Contra Costa County, administered a second Oath to Mr. Medrano in Spanish.

**B.2 Pledge of Allegiance**

Ms. Kronenberg led those in attendance in the pledge of allegiance.

**B.9 Minutes:** November 12, 2008; November 19, 2008

**MOTION:** Mr. Ramsey moved approval of the minutes of November 12 and 19, 2008. Ms. Miles seconded. Mr. Medrano, Ms. Miles, Mr. Ramsey, Mr. Thurmond, and Clerk Kronenberg voted yes, with no abstentions. Motion carried 5-0-0-0.

**B.4 Annual Organization Meeting**

**B.4.1 Election of Board President and Clerk:**

- Ms. Kronenberg recognized Mr. Medrano who nominated Audrey Miles for Board President.

**MOTION:** Mr. Medrano nominated Audrey Miles for President of the Board of Education. Mr. Thurmond seconded. Ms. Kronenberg, Mr. Medrano, Ms. Miles, Mr. Ramsey and Mr. Thurmond voting yes, with no abstentions. Motion carried 5-0-0-0.

Ms. Kronenberg recognized Ms. Miles as the Board President and passed the gavel to her.

- President Miles called for nomination for Clerk.

**MOTION: Mr. Thurmond nominated Mr. Medrano to serve as Clerk.**

Mr. Ramsey called for a discussion on the merits of the nomination. He discussed past practice and protocols.

Jessica Romeo commented on the rules of order.

President Miles noted there is no formal District precedent regarding the nomination of Board Clerk.

President Miles called for a vote on the motion.

Mr. Ramsey called for a roll call vote.

**A roll call vote was taken: Ms. Kronenberg, Mr. Medrano, Mr. Thurmond and President Miles voted yes and Mr. Ramsey voted no, with no abstentions. Motion carried 4-1-0-0.**

President Miles recognized Mr. Medrano as the Clerk of the Board of Education.

Ms. Miles thanked her fellow Board members for voting for her and spoke about the importance of working together. She spoke about the new Board representing a response to the community's request for change and laid out the Board's main goals for the students and community.

**B.4.4 Affirm and Adopt Schedule of Regular Board Meetings for 2009**

Ms. Miles asked for a motion to approve the established dates for the 2009 school board meetings.

**MOTION: Mr. Ramsey moved to establish the dates for the 2009 school board meetings. Ms. Kronenberg seconded. Ms. Kronenberg, Mr. Medrano, Mr. Ramsey, Mr. Thurmond and President Miles voting yes, with no abstentions. Motion carried 5-0-0-0.**

**B.4.6 President Miles announced board representatives for the following entities:**

- a. Board Facilities Subcommittee – Antonio Medrano, Charles Ramsey
- b. Board Academic Subcommittee – Antonio Medrano, Madeline Kronenberg
- c. Citizens' Budget Advisory Committee – Madeline Kronenberg
- d. Citizens' Bond Oversight Committee – Antonio Medrano
- e. District Safety Committee – Audrey Miles, Tony Thurmond

**B.6 Presentation of Student Board Representative Cindy Pineda, North Campus High School**

Ms. Pineda spoke about activities at North Campus High School. She said the school was making progress and that it has contributed greatly to her personal success.

**B.7 Report/Ratification of Closed Session**

Superintendent Harter asked the Board to ratify the vote taken in Closed Session to expel four (4) students from the West Contra Costa Unified School District, suspending those expulsions.

**MOTION: Ms. Kronenberg moved to ratify the vote taken in Closed Session to expel four (4) students from the West Contra Costa Unified School District, suspending those expulsions. Mr. Medrano seconded. Ms. Kronenberg, Mr. Medrano, Mr. Ramsey, Mr. Thurmond and President Miles voting yes, with no abstentions. Motion carried 5-0-0-0.**

Superintendent Harter asked the Board to ratify the vote taken in Closed Session to hire Humphrey Joshua Kiuruwi as K-12 Instructional Specialist at DeAnza High School.

**MOTION: Ms. Kronenberg moved to ratify the vote taken in Closed Session to hire Humphrey Joshua Kiuruwi as K-12 Instructional Specialist. Mr. Medrano seconded. Ms. Kronenberg, Mr. Medrano, Mr. Ramsey, Mr. Thurmond and President Miles voting yes, with no abstentions. Motion carried 5-0-0-0.**

## **B.8 Agenda Review and Adoption**

### **Public Comment:**

Robert Brower, Michael Srago, Valerie Snider, Sharon Farrell and Charles Schwarz requested that Item E.1 be postponed until the school closure issue is final.

### **Board Comment:**

Mr. Thurmond, Mr. Ramsey and Ms. Kronenberg discussed moving Item E.2 (School Consolidation / Closure – Criteria & Process) before Item D.3 (Public Comment) in consideration of the students and families who are present.

**MOTION: Ms Kronenberg moved approval of the agenda moving Item E.2 ahead of Item D.3 Public Comment. Mr. Medrano seconded. Ms. Kronenberg, Mr. Medrano, Mr. Ramsey, Mr. Thurmond, Student Representative Pineda (advisory vote only) and President Miles voted yes, with no abstentions. Motion carried 5-0-0-0.**

## **C. AWARDS, RECOGNITIONS, AND REPORTS**

### **C.1 In Memory of Members of the School Community**

Superintendent Harter acknowledged the contributions of members of our school community who have passed away and shared in a moment of silence.

Mr. Ramsey praised Ms. Seelinger for her contributions and noted that she began her career as a teacher at Portola Middle School fifty years ago.

## **D. PUBLIC AND COMMITTEE COMMUNICATIONS**

### **D.1 Superintendent's Report**

Superintendent Harter provided a report of events in district schools.

### **D.2 Request to Address the Board – Pixie Hayward Schickele, United Teachers of Richmond**

Ms. Hayward Schickele, President of the United Teachers of Richmond, welcomed the new Board members and spoke about all our communities standing in solidarity and taking firm action to deal with the powers in Sacramento.

## **E. ACTION ITEMS**

### **E.2 School Consolidation / Closure – Criteria & Process**

Superintendent Harter provided an overview presentation discussing the district's financial condition and problems at the state level that are now requiring school consolidation and closure. He recommended that the board adopt the school closure and consolidation criteria, process, expert review and timeline as proposed.

### **Board Comment:**

Mr. Thurmond inquired as to the source of the scenarios or recommendations.

Superintendent Harter provided information.

Mr. Medrano said the list of participants in the summary committee membership table should include a taxpayer association.

Mr. Ramsey suggested also including realtors in the committee membership list.

### **Public Comment:**

Margaret Browne, Judy Greenspan, Adrienne Kimball, Eric Swabeck, Patricia Ponce, Charles Rachlis, Christina Letsinger, Sheree Ross, Al Miller, Joanna Pace, Elsa Morse, Margaret Wolfe, Brian Nelson, Patty Enrado, Margaret Breeding, Liz Smith, Joni Hiramoto, Rob Ruiz, Saidah Said, Paul Gilbert-Snyder, Kazue Nakahara, Susan Wehrle, Tammie Wilbert, Mieshatt Gash, Reyel Daystar, David Flores, Strangena Campbell, William Haynes, Stephanie Baker, Michelea Shanae Spinks, Gloria Taylor, Texanita Bluitt, Myrtle Braxton, Alton Chinn, Nanearl Tousoon, Brian Boyle, Alexander Krikorian, Wendy Gonzalez, Audra Williams, Robert Brower, Jennifer Hansen, Ann Palmer, Kathleen Erwin, Paul Wilson, Malalka Parker, William Romero, Jennifer Zoffel, Nicolas Zoffel, Melody Weintraub, Norah Moore, Ian Bader, Edtaniqua Moore, Tēdra Grogans, Mike Peritz, Charles Cowens, Tammy Campbell, Roshann Simmons, Jocelyn Collins, Debbie Long, Sean Duckworth, Ms. Davis, Herra Kamran, Minē Ternar Kal, Linda Lambie, LaToya Williams, Greg Whaling, Richard Hurrey, Rhonda Burton, Gigi Guizado de Nathan, Kenji Jones, Yoquelin Valencia, Lisa Reynolds.

Ms. Pineda left the dais at 8:10 PM.

**Board Comment:**

Mr. Thurmond inquired about a list of available surplus properties and Superintendent Harter responded.

Ms. Kronenberg, Mr. Medrano, Mr. Ramsey, President Miles and Mr. Thurmond responded to public comment and discussed the criteria and process.

Mr. Thurmond requested that the District engage city and county government in the form of an additional meeting.

Mr. Medrano suggested the Richmond neighborhood council be included in the community meetings.

Ms. Kronenberg made additional suggestions regarding the list of community members.

Superintendent Harter summarized the discussion and amended the school closure criteria and process to include one technical correction under the Enrollment section, provide for additional clarification on the criteria in January, and convene a joint meeting of the cities and county with the Board as early as possible in January.

Ms. Kronenberg then requested the addition of resale value as a criteria item.

Mr. Ramsey and Ms. Kronenberg asked for clarification on the Portola relocation project in relation to the criteria and process and Superintendent Harter provided clarification.

Ms. Miles referred the discussion to Item E.1 and asked for a motion on Item E.2.

**MOTION: Mr. Medrano moved approval of the recommended school consolidation criteria with the technical correction. The motion failed for lack of second.**

**MOTION: Mr. Ramsey moved to table Item E.2 until the board has considered Item E.1. Mr. Thurmond seconded. Ms. Kronenberg, Mr. Medrano, Mr. Ramsey, Mr. Thurmond and President Miles voted yes, with no abstentions. Motion carried 5-0-0.**

**E.1 Compliance with the California Environmental Quality Act: Adopt Resolution 45-0809 Authorizing Adoption of the Final Environmental Impact Report for the Construction and Renovation of Castro Elementary School to Replace Portola Middle School Project**

Mr. Savidge provided a brief report including background to the site, impacts at the site, the decision to relocate the school, the middle school site selection process and view of the Portola Middle School Castro project, and the EIR process and adoption.

**Public Comment:**

Cathy Travlos, David Miller, Stephen Zavestoski, David Rossi, Todd Wolfe, Reece Halpern, Eric Miller, Kelly Whitney, Saidah Said, Denise Evans, Cindy Melgian, Joanna Pace, Elizabeth Sanders, Christina Slamon, Jill Wolkenfeld, Gretchen Borg, Kathleen Erwin, Robert Studdiford, David Whitenack, David Van Hoy, Paul Karawanny, Kathryn Fujisaka, Harry Saridis, Sharon Farrell, Valerie Snider, Charles Schwarz, Ray Turnipseed, Robert Brower, Michael Srago, Greg Lyman.

**Board Comment:**

Mr. Ramsey asked for additional information and clarification.

Mr. Savidge and Mark Kelley, Attorney, responded.

President Miles asked for information.

Mr. Kelley clarified that the Board resolution is to approve the Environmental Impact Report, adopt the mitigation measures and also to approve the project as described in the report so that the project planning can go forward.

Mr. Medrano, Ms. Kronenberg and Superintendent Harter discussed the impact of this resolution on the criteria and process regarding school closures.

Ms. Miles said she believed Portola should be part of the school closure process.

**MOTION: Mr. Ramsey moved to adopt Resolution 45-0809 Authorizing Adoption of the Final Environmental Impact Report for the Construction and Renovation of Castro Elementary School to Replace Portola Middle School Project. Ms. Kronenberg seconded. A roll call vote was taken: Ms. Kronenberg, Mr. Ramsey, Mr. Thurmond voted yes, Mr. Medrano and President Miles voted no, with no abstentions. Motion carried 3-2-0-0.**

**D.3 WCCUSD Public Comment**

**Public Comment:**

Gail Mendes, Linda Lambie, Debbie Willis, Robert Brower, Eduardo Martinez, Douglas Marquez, Kathleen Erwin, Carlos Taboada, Tammy Campbell, Charles Cowens.

**E.2 School Consolidation / Closure – Criteria & Process**

Mr. Ramsey asked Dr. Harter to outline the criteria as amended.

Superintendent Harter said in addition to the criteria as provided there would be a correction to number two, the criteria would include resale value of property as one of the criteria, and the process would be the same with the addition of the Richmond Neighborhood Council, realtors and taxpayers associations.

Mr. Thurmond commented on the use of consultants and the need for transparency.

**MOTION: Mr. Ramsey moved approval of Item E.2 School Consolidation / Closure – Criteria & Process. Mr. Medrano seconded. A roll call vote was taken: Ms. Kronenberg, Mr. Medrano, Mr. Ramsey and President Miles voted yes, Mr. Thurmond voted no, with no abstentions. Motion carried 4-1-0-0.**

**E.3 First Interim Report, 2008-2009**

Sheri Gamba provided a fiscal update for the period ending October 31, 2008.

**MOTION: Mr. Ramsey moved to approve Item E.3, First Interim Report, 2008-2009. Mr. Thurmond seconded. Ms. Kronenberg, Mr. Medrano, Mr. Ramsey, Mr. Thurmond and President Miles voted yes, with no abstentions. Motion carried 5-0-0-0.**

**Public Comment:**

Tammy Campbell and Mike Wasilchin spoke about the importance of informing the public on the district budget.

**Board Comment:**

Mr. Ramsey commented on the qualified certification status.

Mr. Thurmond asked for clarification on cash flow projections and Ms. Gamba responded.

Mr. Thurmond asked that Ms. Gamba provide a best and worst case scenario at the next update.

**E.4 Public Hearing – Resolution No. 48-0809, Level II Developer Fees**

President Miles opened the public hearing regarding this item.

**Public Comment:** None

President Miles closed the public hearing.

**E.5 Resolution No. 48-0809, Level II and Level III Developer Fees**

**MOTION: Mr. Ramsey moved approval of Resolution 48-0809. Ms. Kronenberg seconded. Ms. Kronenberg, Mr. Medrano, Mr. Ramsey, Mr. Thurmond and President Miles voted yes, with no abstentions. Motion carried 5-0-0-0.**

**F. DISCUSSION ITEMS**

**F.1 Establishment of a WCCUSD Youth Commission**

At Mr. Thurmond's request, the Board by consensus agreed to bring this item back to the next Board meeting for discussion and approval.

**G. BUSINESS ITEMS**

**Consent Items**

**G.1 Contracted Services**

**Public Comment:**

Robert Brower commented on Integra Reality Resources and its reputation for providing property appraisals.

**Board Comment:**

Mr. Ramsey and Ms. Gamba commented on the selection/ratification process.

Mr. Thurmond raised the issue of using a finance committee to preview expenditures.

Mr. Ramsey asked that Item G.1 be tabled and brought back to a later meeting after following a different approval process.

Superintendent Harter commented on the urgency of obtaining the appraisal value of properties prior to the recommendations around school closure.

Ms. Gamba recommended using Integra Reality Resources until other appraisal firms could be identified.

President Miles and Ms. Kronenberg commented on the importance of approving the appraisers in light of the pending school closure issue.

President Miles asked to bring back the discussion of vendor approval to a later meeting.

**MOTION: Ms. Kronenberg moved approval of Item G.1 Contracted Services. Mr. Medrano seconded. Ms. Kronenberg, Mr. Medrano, and President Miles voted yes, Mr. Ramsey and Mr. Thurmond voted no, with no abstentions. Motion carried 3-2-0-0.**

**G.2 Grants/Awards/Agreements**

**G.3 Acceptance of Donations**

**G.4 Approval of Fund-Raising Activities**

**G.5 Notice of Completions: Bid W068098 Cameron Re-Roof Project, D068088 DeAnza HS Track & Field Project, J068122 Pinole Valley HS Site Work Project, E068126 Pinole Valley HS Parking Lot Paving Project, J068120 Lupine Hills, Harding, Tara Hills Roof Repair Projects**

**G.6 Resolution No. 49-0809: California Public Employer "Pick-Up" Plan; Resolution No. 50-0809: California State Teachers Retirement System Employer "Pick-Up" Plan; Resolution No. 51-0809: Employer Paid Contributions**

**G.7 Certificated Personnel Changes**

**G.8 Certificated Provisional Internship Permit (PIP) Request(s)**

**G.9 Notification of Claims Rejected**

**G.10 Ratification and Approval of Engineering Services Contracts**

**Board Comment:**

Mr. Ramsey commented on the CBOC website design and the Richmond High School Security Gate.

**G.11 Ratification and Approval of Negotiated Change Orders**

**G.12 Dover Elementary Sitework Phase II Contract for Construction**

Mr. Fay read a revision to this item into the record as follows (*changes in italics*):

Construction is currently underway on the first phase of work on the reconstruction of the Dover Elementary School. The District is currently under contract for temporary playground work, site preparation and limited utilities in the area of the new 2-story classroom/Administration building. Work is nearly complete on this project, however, due to delays in final approval for the main construction contract documents, it is necessary to add scope to the current contract which will allow the site to drain and remain accessible during potential weather. The proposed scope of work in this Phase II Sitework contract is well beyond the 10% current contract change order level, and is a cardinal change to the work, which makes a separate bid and award appropriate. The work in this second phase sitework has been prepared by HY Architects and their Civil Engineering consultants to provide for drainage improvements and paving in the two parking areas adjacent to the proposed new building.

***The District conducted a public bid for the project. Bids were received on December 9, 2008. Seven Contractors submitted bids. They are as follows: Bay Cities Paving \$86,000; Suarez/Munoz \$84,950; JDB Construction \$113,525; Trinet Construction \$77,000; WR Forde \$108,900; Bruce Carone \$94,325; Evans Brothers \$85,944. The lowest responsive, responsible bidder is Trinet Construction at \$77,000.***

This item is being presented prior to the expiration of the 5 working day Bid Protest period. In consideration of this timing, and in order to expedite the project, the Board's action will be to authorize staff to issue the Notice of Award effective at the end of the Bid Protest period to the lowest responsive, responsible bidder. This award by staff will then be brought back for ratification at a future meeting.

**Recommendation:** Authorize staff to issue Notice of Award at the end of the bid protest period, to the lowest responsive, responsible bidder.

**Fiscal Impact:** Total for this action: \$77,000. Measure J Bond funds.

**Board Comment:**

Mr. Ramsey inquired about the scope of work and Mr. Savidge responded.

- G.13 Student Shuttle Bus Service for Ford Elementary Temporary Campus
- G.14 Contract Award: RF#0809-06 District Assistance and Intervention Team (DAIT)
- G.15 Resolution No. 52-0809: Certificate of Signatures
- G.16 Citizens' Bond Oversight Committee Appointment

**MOTION:** Mr. Ramsey moved approval of Consent Items 2 through 16. Ms. Kronenberg seconded. Ms. Kronenberg, Mr. Medrano, Mr. Ramsey, Mr. Thurmond and President Miles voted yes, with no abstentions. Motion carried 5-0-0-0.

**H. UNFINISHED REQUESTS TO ADDRESS THE BOARD**

None

**I. COMMENTS OF THE BOARD OF EDUCATION AND SUPERINTENDENT**

Mr. Ramsey spoke about the opening of El Cerrito High School January 5, 2009 and provided an update on the Ivy League Connection.

**J. THE NEXT SCHEDULED BOARD OF EDUCATION MEETING**

Lovonya DeJean Middle School – January 7, 2009

**K. ADJOURNMENT**

President Miles adjourned the meeting at 2:05 AM.

*Motion vote count order: Yes-No-Abstain-Absent*

BH:pr

Approved 1-7-09
--------------------

West Contra Costa Unified School District  
1108 Bissell Avenue  
Richmond, California 94801  
Office of the Superintendent

**ITEM REQUIRING ATTENTION---BOARD OF EDUCATION**

---

**To:** Board of Education **Meeting Date:** January 7, 2009  
**From:** Bruce Harter **Agenda Item:** C.1  
Superintendent  
**Subject:** Recognition and Appreciation of Paul Ehara, Director of Communications

**Background Information:**

The Board of Education is appreciative of the leadership Paul Ehara has provided the district as Director of Communications. Mr. Ehara assumed the role on September 1, 1988 and ends his years of service on December 23, 2008. We thank him for his strong leadership, commitment to excellence and dedication to the students, staff, families and communities of the West Contra Costa Unified School District.

**Recommendation:** For Information Only

**Fiscal Impact:** None

<b>DISPOSITION BY BOARD OF EDUCATION</b>		
Motion by: _____	Seconded by: _____	
Approved _____	Not Approved _____	Tabled _____



West Contra Costa Unified School District  
1108 Bissell Avenue  
Richmond, California 94801  
Office of the Superintendent

**ITEM REQUIRING ATTENTION---BOARD OF EDUCATION**

**To:** Board of Education

**Meeting Date:** January 7, 2009

**From:** Jessica R. Romeo,  
Assistant Superintendent Human Resources

**Agenda Item:** C.2

**Subject:** Local One Scholarship Award

**Background Information:**

Local One's scholarship fund commemorates Major Dixon, former President of the GSM&O unit, to further the education of students who are children of Local One members.

This year, Local One awards a \$500 scholarship to Elizabeth Gonzales, 2008 Graduate of El Cerrito High School and daughter of Abigail Gonzalez, Food Service Clerk.

Ms. Gonzales is currently studying International Relations at Brown University.

**Recommendation:** For Recognition Only

**Fiscal Impact:** None

**DISPOSITION BY BOARD OF EDUCATION**

Motion by: \_\_\_\_\_

Seconded by: \_\_\_\_\_

Approved \_\_\_\_\_

Not Approved \_\_\_\_\_

Tabled \_\_\_\_\_

West Contra Costa Unified School District  
1108 Bissell Avenue  
Richmond, California 94801  
Office of the Superintendent

**ITEM REQUIRING ATTENTION----BOARD OF EDUCATION**

---

**To:** Board of Education

**Meeting Date:** January 7, 2009

**From:** Bruce Harter, Superintendent

**Agenda Item:** C.3

**Subject:** Announcement of The Ed. Fund 2008-2009 Grants

**Background Information:**

Each fall, The Ed. Fund awards grants totaling nearly \$40,000 to teachers, principals, and other staff or community leaders in WCCUSD who have creative ideas for their schools. These grant recipients are leaders who go above and beyond the call of duty to serve our students. Projects range in content from poetry programs, after school video clubs, garden projects and debate teams, as well as more traditional literacy and math programs. No matter what the subject, each grant supports the standards and learning goals the District considers essential. With fresh ideas and innovative programs, these professionals ensure that the children in our community thrive.

The Ed. Fund is pleased to present to the Board of Education the recipients for the 2008-2009 school year.

**Recommendation:**

For Information Only

**Fiscal Impact:** Benefit to the District

DISPOSITION BY BOARD OF EDUCATION

Motion by: \_\_\_\_\_

Seconded by: \_\_\_\_\_

Approved \_\_\_\_\_

Not Approved \_\_\_\_\_

Tabled \_\_\_\_\_

WEST CONTRA COSTA UNIFIED SCHOOL DISTRICT  
1108 Bissell Avenue  
Richmond, California 94801  
Office of the Superintendent

**ITEM REQUIRING ATTENTION---BOARD OF EDUCATION**

**To:** Board of Education **Meeting Date:** January 7, 2009  
**From:** Nia Rashidchi *NR* **Agenda Item:** C.4  
Assistant Superintendent, Educational Services  
**Subject:** NCLB District Corrective Action

**Background Information:**

A cornerstone of the 2001 No Child Left Behind (NCLB) Act is the accountability system of school and district improvement. The school improvement system is based on a five-year timeline; the district improvement system is based on a **three-year timeline**. Both systems function in a similar way with schools or districts advancing along a continuum of sanctions each year when all adequate yearly progress (AYP) targets are not met. If a school or district in improvement makes all AYP targets in a single year it remains in place. To exit improvement a school or district must meet all AYP targets for two consecutive years.

WCCUSD has a total of 42 AYP targets to meet each year. The District originally entered the improvement continuum in 2004-05, then made AYP in 2005-06 remaining in year 1. In 2006-07 and 2007-08 some of the targets were missed and the district advanced along the continuum entering year 3, Corrective Action.

At the November 2008 meeting, the State Board of Education invoked the following corrective actions for WCCUSD and 49 other districts:

- Institute and **fully implement** a new curriculum that is based on the state academic standards.
- Contract with one of the 38 state-approved District Assistance and Intervention Teams (DAITs) to receive targeted support in improving student performance.
- Revise the district's Local Educational Agency (LEA) Plan to address and improve the practices that led to the PI Year 3 identification **by March 9, 2009** (an extremely short/aggressive timeline).

Staff will provide a brief report on Corrective Action.

**Recommendation:** For information only

**Fiscal Impact:** Title I District Improvement Funds

DISPOSITION BY BOARD OF EDUCATION

Motion by: \_\_\_\_\_ Seconded by: \_\_\_\_\_

Approved \_\_\_\_\_ Not Approved \_\_\_\_\_ Tabled \_\_\_\_\_

WEST CONTRA COSTA UNIFIED SCHOOL DISTRICT  
1108 Bissell Avenue  
Richmond, California 94801-3135  
Office of Superintendent of Schools

**ITEM REQUIRING ATTENTION----BOARD OF EDUCATION**

---

**To:** Board of Education *AG* **Meeting Date:** January 7, 2009  
**From:** Sheri Gamba, Assoc. Supt., Business Services **Agenda Item:** C.5  
**Subject:** Report on Student Demographics

**Background Information:** The West Contra Costa Unified School District requested proposals from qualified firms and individuals to provide demographic services to WCCUSD for the preparation of a ten year student demographic study. Davis Demographics was selected to prepare the reports.

**Recommendation:** For information only

**Fiscal Impact:** None

DISPOSITION BY BOARD OF EDUCATION		
Motion by: _____	Seconded by: _____	
Approved _____	Not Approved _____	Tabled _____



# *WEST CONTRA COSTA UNIFIED SCHOOL DISTRICT*

---

**Student Population Projections  
School Years 2009/10 - 2018/19**



Prepared By  
Davis Demographics & Planning, Inc.  
11850 Pierce St. Suite 200  
Riverside, California 92505  
951-270-5211  
December 30, 2008

## TABLE OF CONTENTS

### Introduction

### Executive Summary

<b>Section One:</b>	<b>Methodology</b>	
	Sources of Data	1
	Projection Methodology	3
	Applying Variables to Generate Projections	7
<b>Section Two:</b>	<b>District Wide Student Projections</b>	
	District Student Projection Summary	8
	Projection Summary Chart	10
<b>Section Three:</b>	<b>Attendance Matrices</b>	
	Attendance Matrices	11
	<i>Fall 2008/09 K-6 Elementary Attendance Matrix</i>	12
	<i>Fall 2008/09 7-8 Middle School Attendance Matrix</i>	13
	<i>Fall 2008/09 -12 High School Attendance Matrix</i>	13
<b>Section Four:</b>	<b>Attendance Area Projections</b>	
	<i>Elementary School Attendance Area Map</i>	14
	Elementary School Projection Overview	15
	Elementary School Projections by Residence	16
	<i>Middle School Attendance Area Map</i>	29
	Middle School Projection Overview	30
	Middle School Projections by Residence	31
	<i>High School Attendance Area Map</i>	35
	High School Projection Overview	36
	High School Projections by Residence	37

## INTRODUCTION

The West Contra Costa Unified School District has contracted with Davis Demographics & Planning, Inc. (DDP) to update and analyze demographic data relevant to the District's facility planning efforts. The scope of contracted work includes: mapping the District, address matching the current student file, developing and researching pertinent demographic data, identifying future residential development plans and developing a ten-year student population projection. DDP will then assist the District in developing solutions for housing future student population. Additionally, this study was prepared to assist the District's efforts in evaluating future site requirements and attendance area changes.

The purpose of this report is to identify and inform the District of the trends occurring in the community; how these trends may affect future student population; and to assist in illustrating facility adjustments that may be necessary to accommodate the potential student population shifts. The District can then use this information to better plan for the need, location and timing of facility or boundary adjustments.

The **Sources of Data** section details where the two sources of data, geographic and non-geographic, are collected and how each data item is used in the student population projection model.

The **Projection Methodology** section discusses in detail how the factors used in the study were calculated and why they were used. These factors include: the calculation of incoming kindergarten classes, additional students from new housing (referred to as student yield), the effects of student mobility, and a detailed review of planned residential development within the District.

The **District Student Resident Projection Summary** section reviews the Fall 2008/09 student resident projection results. Included in these sections are a district wide student population projection summary and a projected resident student population summary for each existing attendance area and study area.

While reading this report, it is important to remember that this is a snapshot of current and potential student population based upon data gathered in Fall 2008/09. Population demographics change, development plans change, funding opportunities can change, District priorities can change, and therefore, new projections and adjustments to the overall Master Plan will continue to be necessary in the future.

## EXECUTIVE SUMMARY

Davis Demographics & Planning, Inc. (DDP) is assisting the West Contra Costa Unified School District (District) to plan for future student population changes. As part of this effort, the District requested a 10 year forecast through fall 2018/19. This report contains the results of this student population study. Factors such as current and historical student data trends, birth trends and estimates, as well as planned residential development have been taken into consideration.

It is important to remember that this projection is based upon residence of the current and future students as opposed to actual enrollment at each campus and is designed to alert the District as to when and where student population shifts will occur. For a detailed accounting of the enrollment at each school along with insight into the current inter-district and intra-district transfer patterns, please review the attendance matrix (**Section Three – Attendance Matrices**).

The W.C.C.U.S.D. experienced growth in the late 1990s and early 2000s due to previous increases in elementary school enrollment caused by increased births in the 1980's. After continued decline in births from 1990 to 1997 elementary school enrollment had stabilized in the late 1990s and started to decline after 2002. Consequently, the W.C.C.U.S.D. has experienced declining enrollment as the larger classes currently in the system graduate and are replaced by smaller incoming classes. Births in the district have shown a slight increase and stabilization after 1998 (2003s K class). As the students from the recent birth matriculate through the system we may see an increase in elementary level student population and eventual increases at the secondary level.

The overall K-6 resident student population in the W.C.C.U.S.D. is expected to decline slightly over the 10-year projection timeframe. Currently the K-6 resident student population of 16,789 may decrease to as low as 16,658 but, for the most part will stay within 50 students (plus or minus) of the of the 2008/09 count. Most of the individual attendance area projected resident student counts will stay fairly stable to the current number of resident students. However, a few areas may see an increase or decreases due variations in the current kindergarten class size.

The Coronado E.S. and the Madera E.S. attendance areas had larger than usual kindergarten classes for 08/09. If this trend continues (it most likely will in the Madera area) we can expect an increase in the K-6 resident student population. Conversely the Chavez E.S, Ford E.S., Grant E.S. and Nystrom E.S. attendance areas experienced a smaller than usual kindergarten class for 08/09. This trend may lead to a decrease in the resident student population. A decline in resident students may also occur in the Lincoln E.S. attendance area due to large upper grade classes graduating and being replaced by smaller lower grade classes.

The overall 7-8 resident student population in the W.C.C.U.S.D. is expected to remain very stable over the 10-year projection timeframe. Currently the 7-8 resident student population is 4,169 and should continue to be around the 4,200 level in the projection timeframe. The only exception is in the 2014/15 school year when the 7-8 student population may reach a high of 4.339. Most of the individual attendance area projected



resident student counts will remain stable. However, The DeJean M.S. and Helm M.S. attendance areas are projected to decrease while the Portola E.S. area is showing an increase.

The DeJean M.S. attendance area is projected to decline from the current count of 531 resident 7-8 students to a low of 393 resident students in the 2018/19 school year, the decline seen in the Helms M.S. area is not as steep, going from 601 to 519. These declines appear to be caused by the mobility rate for grades 2-8 being lower than the other middle school areas. Both the DeJean M.S. and Helms M.S. areas have a negative mobility in each grade between the 2<sup>nd</sup> and 8<sup>th</sup> grades. Conversely the Portola M.S. attendance area is projected to increase from 404 resident students in the 2008/09 school year to 605 students in the 2018/19 school year. This is caused by relatively small upper grade classes graduating on and being replaced by larger lower grades matriculating through the system.

The overall 9-12 resident student population in the W.C.C.U.S.D. is expected decline annually until the 2014/15 school year and then increase until the end of the projection timeframe. Currently the 9-12 resident student population of 8,640 may decrease to a low of 8,095 in the 2014/15 school year but is expected to rebound to 8,373 resident students by the 2018/19 school year. This decline is due to relatively larger 9<sup>th</sup>-12<sup>th</sup> grade classes being replaced by smaller 5<sup>th</sup>-8<sup>th</sup> grade classes.

There is no one trend for the high school attendance areas. The El Cerritos H.S., Hercules H.S. and Kennedy H.S. attendance areas are all projected to increase by the 2018/19 school year. The El Cerritos H.S. area is anticipated to have the largest increase of approximately 130 9-12 resident students. Meanwhile, The DeAnza H.S., Pinole Valley H.S. and Richmond H.S. attendance areas are projected to decline by 2018/19. The Richmond H.S. attendance area is showing a 256 9-12 resident student decrease by the end of the projection time frame.

Planned residential development data is collected to determine the number of new residential units that will be built over the ten-year projection timeframe. After extensive research it was determined that there are only a small number of planned residential units in the works at this time. There is, however, sufficient land and potential for fairly extensive housing projects in the future. A review of the development situation should be conducted annually along with an updated student population projection study.

This is the second student population projection report prepared for the W.C.C.U.S.D. by DDP. At this time DDP does not see any significant changes in this projection compared to the previous analysis. After a few more years of decreasing enrollment DDP anticipates stabilization and leveling off of enrollment at all grade levels.

## **METHODOLOGY**

### **1- SOURCES OF DATA**

#### **A - Geographic Map Data**

Five geographic data layers were updated for use in the ten-year student population projections:

1. Street Centerline Database
2. Study Areas
3. Schools
4. Students – Historical and Current
5. Future Residential Development

#### **1) Street Centerline Data**

DDP has licensed a digital street centerline map of the School District from SANGIS. The street database has associated attributes that contain, but are not limited to, the following fields: full street name, address range and street classification

The main function of the streets is in the geo-coding process of the student data. Each student is address matched to the streets by their given address. The geo-coding process places a point on the map for every student in the exact location of student residence. This enables DDP to analyze the student data in a geographic manner.

Another vital utilization of the digital street database is in the construction of study areas. Freeways, major streets and neighborhood streets are used as boundaries for the study areas.

#### **2) Study Areas**

Study areas are small geographic areas and the building blocks of a school district; they are similar to neighborhoods. Study areas are geographically defined following logical boundaries of the neighborhood, such as freeways, streets, railroad tracks, rivers, etc. Each study area is then coded with the elementary, junior high and high school that the area is assigned to attend. By gathering information at the study area level, a school district can closely monitor growth and demographic trends in particular regions and spot potential need for boundary changes or new facilities.

#### **3) Schools**

The District provided school facility location information to DDP for the purpose of mapping the District facilities.

#### **4) Student Data**

**a. Historical Student Data** - Historical enrollment is used to compare past student population growth and trends as well as the effects of mobility (move-in, move-out from existing housing) throughout the District. DDP utilized the 4 previous years' (2004/05, 2005/06, 2006/07 and 2007/08) address matched students as historical data.

**b. Current Student Data** - A student data file representing the enrollment approximately for October 1<sup>st</sup>, 2008 was geocoded this geocoded student file was summarized by grade level and by study area is used as a base for enrollment projections. Existing students were categorized by study area through the address matching process that locates each student within a particular area based upon their given address. The projections run each of the next ten years from fall 2009/08 through fall 2018/09.

The Student Accounting Summary (Table 1) indicates the total student enrollment as of October 1<sup>st</sup>, 2008 and the number of student used in the ten year student population projections. The projection model is based upon student residence and excludes students residing outside of the District's boundaries, students unable to be address matched and special education students (special education students usually attend a school that services their particular need) and independent study students.

**Student Accounting Summary**  
**Fall 2008/09 Actual Enrollment (10/1/2008)**

Total Students Provided by District File (Fall 08/09)	31,201
Students Living out of District	-212
Preschool Students	-1,075
Home Schooled Students	-24
Non-Public School Students	-242
Students Unmatched	-50
<b>STUDENTS USED IN PROJECTIONS</b>	<b>29,598</b>

*Table 1– Student Accounting Summary*

**5) Future Residential Development**

Planned residential development data is collected to determine the number of new residential units that will be built over the ten-year timeframe of the student population projections.

**B - Non-Geographic Data**

Two basic sets of non-geographic data were compiled and reviewed for use in the ten-year student population projections by residence:

1. Births by Zip Code
2. Mobility Factors

**1) Births by Zip Code Data** - Birth data by postal zip code was obtained from the California State Department of Health for the years 1991-2007 and roughly correlated to the West Contra Costa Unified School District. Past changes in historical birthrates are used to estimate incoming kindergarten student population from existing housing.

**2) Mobility Factors** - Mobility refers to the increase/decrease in the migration of students within the District boundaries (move-in/move-out of students from existing housing). Mobility, similar to a cohort, is applied as a percentage of increase/decrease among each grade for every year of the projections

## **2 – PROJECTION METHODOLOGY**

The projection methodology used in this study combines historical student population figures, past and present demographic characteristics, and planned residential development to forecast future student population at the study area level. District-wide projections are summarized from the individual study area projections. **These projections are based on where the students reside and their school of residence. DDP utilizes the actual location where students reside, as opposed to their school of enrollment, in order to provide the most accurate estimate of where future school facilities should be located.** The best way to plan for future student population shifts is to know where the next group of students will reside. The following details the methodology used in preparing the student population projections by residence.

### **Projections Timeframe**

Projections are usually calculated out seven (7) to ten (10) years from the date of projection for several reasons. The planning horizon for any type of facility is typically around five years. Seven to ten years are sufficient to adequately plan for student population shift and facility reorganization. It is a short to mid term solution for planning needs. Projections beyond Ten Years are based on speculation due to the lack of reliable information on birthrates, new home construction, economic conditions, etc.

At the Districts request DDP completed a Ten Year Student Population Projection.

### **Why Projections are Calculated by Residence**

Typically, school district projections are based on enrollment by school. However, this method is inadequate when used to locate future school facility requirements, because the location of the students is not taken into consideration. A school's enrollment can fluctuate due to variables in the curriculum, program changes, school administration and open enrollment policies. These variables can skew the apparent need for new or additional facilities in an area.

The method used by DDP is unique because it modifies a standard cohort projection with demographic factors and actual student location. **DDP bases it's projections on the belief that school facility planning is more accurate when facilities are located where the greatest number of students reside.**

The following details the methodology used in preparing the student population projections.

**1) Progression** - Each year of the projections, 12<sup>th</sup> grade students graduate, and continuing students progress through to the next grade level and kindergarten students start schools. This normal progression of students is modified by the following factors:

**2) Incoming Kindergarten** – Live birth data, reported to the California State Department of Health, by the resident postal zip code of the mother is used to project the base incoming kindergarten class. Additional kindergarten students may be added from future

development. DDP uses birth data by zip code so, if need be, a different birth factor can be applied to various areas of the District.

Incoming kindergarten classes, for existing homes, are estimated by comparing changes in past births and birthrates. Table 2 shows the total births for each zip code in the West Contra Costa Unified School District from 1994 to 2006. Future kindergarten classes (2009-2018) are estimated by multiplying the existing kindergarten class (2008) by the ratio of the projected year's births to the 2003 births. Assuming that the Fall 2008 kindergarten class was born in 2003, DDP compared the total births in 2003 to the total births in 2004 to determine a factor for next year's kindergarten class (Fall 2009). Similarly, 2003 was compared to 2005 (Fall 2010 K class), 2003 to 2006 (Fall 2011 K class) and 2003 to 2007 (Fall 2012 K class).

DDP used birth data from the zip codes 94530, 94547, 94564, 94801, 94803, 94804, 94805 and 94806. There were 3,281 births in the baseline year of 2003. With the exception of 2005 the subsequent years all show an increase in reported births. This suggests an increase in future kindergarten students compared to the 2008/09 K class enrollment.

Birth Year	El Cerrito 94530	Hercules 94547	Pinole 94564	Richmond 94801	El Sobrante 94803	Richmond 94804	Richmond 94805	San Pablo 94806	Ttl br/yr		
1989	259	294	225	709	343	756	192	1,002	3,780		
1990	267	308	261	699	385	820	177	1,065	3,982		
1991	253	295	244	711	373	735	201	1,039	3,851		
1992	232	283	259	667	346	663	182	985	3,617		
1993	230	262	214	629	352	629	168	1,006	3,490		
1994	246	289	219	570	338	617	158	926	3,363		
1995	216	238	194	519	282	614	177	893	3,133		
1996	217	233	212	564	286	590	148	877	3,127		
1997	231	228	205	530	277	583	177	862	3,093		
1998	230	223	215	571	288	609	152	943	3,231		
1999	218	230	191	571	283	641	196	890	3,220		
2000	243	198	221	591	285	639	153	970	3,300		
2001	220	232	203	664	317	658	161	979	3,434		
2002	237	225	175	685	144	704	195	934	3,299		
2003	263	225	193	553	278	627	178	964	3,281	Birthrates used by DDP	Year of Projection
2004	283	210	210	575	252	658	181	962	3,331	101.5%	2009
2005	259	283	185	564	238	596	164	960	3,249	99.0%	2010
2006	254	296	187	572	269	601	165	949	3,293	101.0%	2011
2007	297	299	170	595	260	633	160	1,005	3,419	104.2%	2012
										101.4%	2013
										101.4%	2014
										101.4%	2015
										101.4%	2016
										101.4%	2017
										101.4%	2018

***Table 2- Birth Data***

**3) Student Mobility Factors** - Student mobility factors further refine the ten-year student population projections. Mobility refers to the increase/decrease in the migration of students within the District boundary (move-in/move-out of students from existing housing). Mobility, similar to a cohort, is applied as a percentage to each grade for every year of the projections.

A net increase or decrease of zero students over time is represented by a factor of 100% (1.0). A net student loss is represented by a factor less than 100% (1.00) and a net gain by a factor greater than 100% (1.00) (see example).

Example:

$$\begin{array}{r} 100 \quad 9\text{th grade students in fall 2008} \\ \times \quad .959 \text{ (10th Grade mobility Adams M.S. Area...)} \\ \hline = \quad \mathbf{95.9} \quad \mathbf{10\text{th Grade students in Fall 2009}} \end{array}$$

Having historical student data categorized by study area is extremely helpful in calculating accurate Student Mobility Factors. DDP was able to utilize the last five years' (Fall 2004, 2005, 2006, 2007 and 2008) student data. The data was organized into four yearly groups and then changes in the individual grades were examined. For example, a comparison was made for the Fall 2004 K student population to the Fall 2005 1st grade students. This comparison was also conducted for the Fall 2005 & Fall 2006, Fall 2006 & Fall 2007 and the Fall 2007 & Fall 2008 students.

Using historic student data by study area allows DDP to calculate and apply unique mobility factors to various portions of the district. The W.C.C.U.S.D. has various neighborhood compositions and density. DDP originally created mobility factors by middle school attendance area. Upon examination it was determined that the projections would be more accurate if those areas were broken down even further. Interstate 80 was used to split some of the middle school attendance area into east and west portions. Mobility was then applied by these areas.

	Grade 1	Grade 2	Grade 3	Grade 4	Grade 5	Grade 6	Grade 7	Grade 8	Grade 9	Grade 10	Grade 11	Grade 12
Adams MS (East)	1.070	0.863	0.981	1.008	0.949	0.883	0.868	0.930	1.111	0.959	1.000	1.017
Adams MS (West)	1.061	0.945	0.984	0.967	0.946	0.879	0.949	0.931	1.077	0.933	0.838	0.905
Crespi MS (East)	1.044	0.975	1.027	1.008	0.988	0.899	0.933	1.015	1.141	0.922	0.916	0.928
Crespi MS (West)	1.082	0.955	1.000	0.985	0.999	0.929	0.947	0.964	1.058	0.898	0.880	0.962
Dejean MS	1.002	0.962	0.932	0.934	0.935	0.904	0.955	0.897	1.030	0.765	0.828	0.815
Helms MS	1.020	0.952	0.975	0.952	0.914	0.910	0.869	0.959	1.130	0.870	0.834	0.884
Hercules MS (East)	1.078	0.976	0.987	1.008	1.027	0.974	1.047	1.015	1.090	0.953	0.959	0.918
Hercules MS (West)	1.099	1.121	1.042	1.047	0.997	1.145	1.082	1.045	1.250	0.939	0.971	0.986
Pinole MS (East)	1.100	0.969	1.064	0.993	1.000	0.978	0.974	1.015	1.093	0.995	0.946	0.936
Pinole MS (West)	1.080	0.986	1.004	1.023	0.990	1.050	1.030	0.975	1.155	0.929	0.886	0.901
Portola MS (East)	0.982	0.981	0.988	0.921	0.998	0.877	0.933	0.997	1.392	0.900	0.909	0.881
Portola MS (West)	1.139	0.925	0.880	1.000	1.018	0.932	0.933	0.835	1.111	0.960	0.886	0.900

*Table 3– Mobility Factors*

***4) Planned Residential Development*** –Planned residential development data is collected to determine the number of new residential units that will be built over the ten-year timeframe of the student population projections. The units projected to be built within the next ten years will have the appropriate Student Yield Factor, Table 4, applied to them to determine the number of new students planned residential development will yield.

This data was obtained through discussions with district staff, the major developers within the district boundaries, the local cities planning departments, the planning department of Contra Costa County and various other agencies. A database map of the planned residential development was created, including, when available, project name, location, housing type, total number of units and estimated move-in dates (phasing schedule). Projected phasing is based upon occupancy of the unit and is used to help time the arrival of students from these new developments.

In the student population projection by residence DDP includes all approved and tentative tract maps in addition to any planned or proposed development that possibly will occur within the projection timeframe. The planned residential development information and phasing estimates is a snapshot of the District at the time of this study. All of the information may change and should be updated annually.

***5) Student Yield Factors – Ten-Year Projections*** - Closely related to the planned residential development units are Student Yield Factors. The Student Yield Factors, when applied to planned residential development units, determine how many additional students will be generated from new construction within the District.

<b>Student Yield Factors - District Wide*</b>			
<u>Type</u>	<u>K-6 Students</u>	<u>7-8 Students</u>	<u>9-12 Students</u>
<b>SFD</b>	0.210	0.056	0.147
<b>SFA</b>	0.047	0.015	0.014
<b>MFA</b>	0.333	0.154	0.185

***Table 4– Student Yield Factors***

\*Note: Student Yield Factors were calculated by Jack Schreder and Associates and given to DDP by the W.C.C.U.S.D staff

### **3 - APPLYING THE VARIABLES TO GENERATE THE PROJECTIONS**

The following paragraphs summarize how DDP uses the factors to determine the student population projections. Remember that these projections are based on residence.

The West Contra Costa Unified School District has been broken up into 401 study areas and each study area is coded for the elementary, middle school and high school attendance area in which it fall. The residential projections are calculated at the study area level. This means that DDP conducts 401 individual projections that are based upon the number of students residing in each study area.

The first step in running these projections involves listing the number of students that live in a particular study area by each individual grade (kindergarten through 12<sup>th</sup> grade). The current student base (Fall 2008/09) is then passed to the next year's grade (2008's K become 2009's 1<sup>st</sup> graders, 2008's 1<sup>st</sup> graders become 2009's 2<sup>nd</sup> graders, and so on). After the natural progression of students through the grades is applied, then Birth Factors are multiplied by the current kindergarten class to generate a base for the following year's kindergarten class.

Next, a Mobility Factor is applied to all grades. Again, these factors take into account the natural in/out migration of students throughout the District.

The last essential layer applied to the projections deals with additional students from planned residential development. This is a simple calculation, again conducted at the study area level, where the estimated number of new housing units for a particular year is multiplied by the appropriate Student Yield Factors. For example, if 100 single family detached (SFD) units are to be built in a specific study area in a given year, then you would multiply this number (100) by the SFD K-6 student yield factor (.210) and the resulting number of students (21.0) is divided evenly among the seven grades.

To finish generating the projections by residence, the same process is conducted for each of the 401 study areas. Once the projections have been run at the study area level, then it is simple addition to determine projections for each of the District's attendance areas or for a district-wide summary. For example, the student population projections for Hercules High School are simply the summary of all of the study areas that make up this specific attendance area (see **Sections Four** for the projections of each school attendance area). The District Summary for the projections (**Section Two**) is a total summary of all 401 study areas, which excludes all of the students that attend a District school but live completely outside of the District's boundaries, special education students and independent study students. These out of district, special education students and independent study students are factored back into the projections by simply adding the existing totals in at the bottom of the projections. (Please see the Attendance Matrices in **Section Three** for a breakdown of the out-of-district, special education students and independent study students by school.) DDP adds the current total out-of-district and unmatched students, special education students and independent study students to each year of the projections because there is no way to accurately forecast the residence of these students in the future.



## **DISTRICT WIDE PROJECTION**

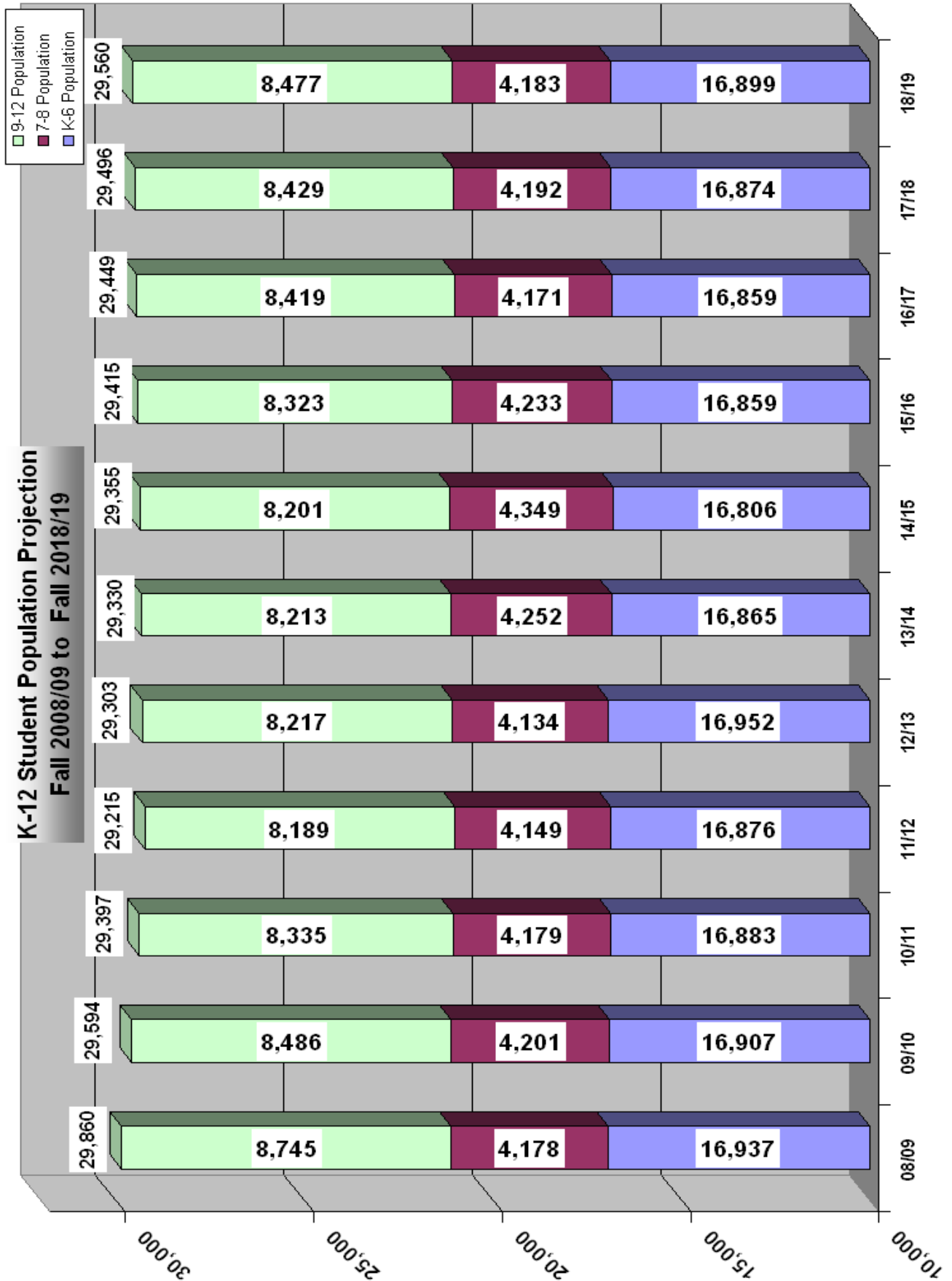
### **TEN-YEAR PROJECTION SUMMARIES**

Finally, the student population is projected out ten years for each of the study areas and for the entire West Contra Costa Unified School District. The District Wide projection summaries enable the District to see a broad overview of future student population and what impact this population will have on existing facilities. The study area listings enable the District to monitor student population growth or decline in smaller geographic areas within the District.

At any point in time, study areas and their projected resident students can be shifted between schools to assist in balancing enrollment changes. Together, these projection summaries present the means to identify the timing of student arrivals and overall facility requirements, as well as location in order to accommodate the District's expected population shift.

**DISTRICT WIDE STUDENT POPULATION SUMMARY**

		<b>ACTUAL</b>	<b>PROJECTED RESIDENT STUDENTS</b>									
		<b>2008</b>	<b>2009</b>	<b>2010</b>	<b>2011</b>	<b>2012</b>	<b>2013</b>	<b>2014</b>	<b>2015</b>	<b>2016</b>	<b>2017</b>	<b>2018</b>
	<b>K</b>	2,380	2,415.3	2,402.9	2,402.9	2,480.0	2,426.0	2,426.4	2,426.7	2,426.4	2,426.4	2,426.4
	<b>1</b>	2,616	2,482.4	2,521.5	2,507.2	2,507.2	2,586.5	2,529.8	2,530.2	2,529.8	2,529.5	2,529.5
	<b>2</b>	2,567	2,534.6	2,408.9	2,445.0	2,432.2	2,432.8	2,508.1	2,456.4	2,456.1	2,455.8	2,455.5
	<b>3</b>	2,402	2,539.1	2,504.5	2,384.2	2,418.1	2,407.5	2,408.1	2,485.1	2,428.4	2,428.2	2,427.9
	<b>4</b>	2,349	2,338.5	2,472.8	2,440.3	2,323.5	2,358.2	2,345.8	2,346.4	2,421.6	2,367.6	2,367.4
	<b>5</b>	2,289	2,272.7	2,264.3	2,391.0	2,365.9	2,252.1	2,288.7	2,277.7	2,277.6	2,347.7	2,297.7
	<b>6</b>	2,186	2,176.5	2,159.9	2,157.8	2,277.1	2,254.2	2,151.1	2,188.8	2,171.2	2,171.1	2,246.8
	<b>7</b>	2,127	2,113.0	2,103.1	2,088.4	2,081.9	2,204.6	2,185.2	2,088.6	2,117.6	2,106.2	2,106.2
	<b>8</b>	2,042	2,078.8	2,066.6	2,051.9	2,042.9	2,038.1	2,154.5	2,135.0	2,044.5	2,076.7	2,068.2
	<b>9</b>	2,320	2,313.3	2,356.9	2,350.4	2,340.7	2,320.9	2,327.4	2,461.7	2,445.7	2,353.1	2,387.6
	<b>10</b>	2,330	2,126.3	2,120.3	2,159.0	2,155.7	2,148.0	2,131.2	2,138.9	2,259.3	2,243.8	2,163.2
	<b>11</b>	2,076	2,064.9	1,880.8	1,878.7	1,913.7	1,908.4	1,906.4	1,889.2	1,897.4	2,005.7	1,999.8
	<b>12</b>	1,914	1,876.7	1,872.0	1,695.7	1,702.1	1,730.4	1,730.6	1,728.3	1,711.3	1,721.7	1,821.7
<b>Resident Students</b>	<b>K-5</b>	14,603	14,582.6	14,574.9	14,570.6	14,526.9	14,463.1	14,506.9	14,522.5	14,539.9	14,555.2	14,504.4
	<b>K-6</b>	16,789	16,759.1	16,734.8	16,728.4	16,804.0	16,717.3	16,658.0	16,711.3	16,711.1	16,726.3	16,751.2
	<b>6-8</b>	6,355	6,368.3	6,329.6	6,298.1	6,401.9	6,496.9	6,490.8	6,412.4	6,333.3	6,354.0	6,421.2
	<b>7-8</b>	4,169	4,191.8	4,169.7	4,140.3	4,124.8	4,242.7	4,339.7	4,223.6	4,162.1	4,182.9	4,174.4
	<b>9-12</b>	8,640	8,381.2	8,230.0	8,083.8	8,112.2	8,107.7	8,095.6	8,218.1	8,313.7	8,324.3	8,372.3
	<b>K-12</b>	29,598	29,332.1	29,134.5	28,952.5	29,041.0	29,067.7	29,093.3	29,153.0	29,186.9	29,233.5	29,297.9
<b>Out of District Students</b>	<b>K-5</b>	101	101	101	101	101	101	101	101	101	101	101
	<b>K-6</b>	118	118	118	118	118	118	118	118	118	118	118
	<b>6-8</b>	21	21	21	21	21	21	21	21	21	21	21
	<b>7-8</b>	4	4	4	4	4	4	4	4	4	4	4
	<b>9-12</b>	90	90	90	90	90	90	90	90	90	90	90
	<b>K-12</b>	212	212	212	212	212	212	212	212	212	212	212
<b>Unmatched Students</b>	<b>K-5</b>	27	27	27	27	27	27	27	27	27	27	27
	<b>K-6</b>	30	30	30	30	30	30	30	30	30	30	30
	<b>6-8</b>	8	8	8	8	8	8	8	8	8	8	8
	<b>7-8</b>	5	5	5	5	5	5	5	5	5	5	5
	<b>9-12</b>	15	15	15	15	15	15	15	15	15	15	15
	<b>K-12</b>	50	50	50	50	50	50	50	50	50	50	50
<b>TOTAL</b>	<b>K-5</b>	14,731	14,710.6	14,702.9	14,698.6	14,654.9	14,591.1	14,634.9	14,650.5	14,667.9	14,683.2	14,632.4
	<b>K-6</b>	16,937	16,907.1	16,882.8	16,876.4	16,952.0	16,865.3	16,806.0	16,859.3	16,859.1	16,874.3	16,899.2
	<b>6-8</b>	6,384	6,397.3	6,358.6	6,327.1	6,430.9	6,525.9	6,519.8	6,441.4	6,362.3	6,383.0	6,450.2
	<b>7-8</b>	4,178	4,200.8	4,178.7	4,149.3	4,133.8	4,251.7	4,348.7	4,232.6	4,171.1	4,191.9	4,183.4
	<b>9-12</b>	8,745	8,486.2	8,335.0	8,188.8	8,217.2	8,212.7	8,200.6	8,323.1	8,418.7	8,429.3	8,477.3
	<b>K-12</b>	29,860	29,594.1	29,396.5	29,214.5	29,303.0	29,329.7	29,355.3	29,415.0	29,448.9	29,495.5	29,559.9
<b>K-12 Change</b>	<b>K-12</b>		-266	-198	-182	89	27	26	60	34	47	64



## ATTENDANCE MATRIX

Three attendance matrices have been included to provide a better understanding of where students reside and where they attend school. **Remember, DDP projections are based upon where the students reside, not where they attend school. DDP uses the actual location where the students reside, as opposed to their school of enrollment, in order to provide the most accurate prediction of future facilities adjustments.** Therefore, since the projections are based upon where the students reside, the figures used as a base for each school's resident projection may differ from the actual reported enrollment for each school.

These attendance matrices act as a check and balance for student accounting. They show where the students reside (in what School of Residence) based upon our address matching capabilities and what school they attend (School of Attendance) based upon data in the student file supplied by the District. The inclusion of these matrices is essential to showing how the students used in the projections match up to the District's records of enrollment for each school. The best way to plan for future facilities changes is to know where the next group of students will be residing, not necessarily which school they are currently attending.

### READING THE MATRIX

Looking at the K-6 Attendance Matrix on the following page, let's begin with Bayview as an example. Following down the first column with the Bayview heading, there are 456 students that attend Bayview and reside in the Bay view attendance area... Continuing downward, 2 students attend Bayview but reside in the Castro attendance area. Next the matrix shows that 1 student attend Bayview but resides in Chavez's attendance area, and so on.

The row "Out of District" refers to students who live completely outside of the West Contra Costa Unified School District, but attend one of the District's schools. There are no Out of District students attending Bayview. "Unmatched" refers to students not geocoded due to address problems. There are no unmatched students attending Bayview. "Total Students Attending" shows the total number of students enrolled each school regardless of where they reside, and reflects the District's enrollment counts for each school. There are a total of 563 students attending Bayview Elementary School.

The next step is to read across the matrix, beginning with the Bayview attendance area row. We know that 456 represents the total number of students who reside in the Bayview Attendance area and attend Bayview. The next column, Castro, refers to the number of students who reside in the Bayview attendance area but attend Castro. There are currently 2 students residing in the Bayview attendance area but attend Castro Elementary School

The "Total # of Students Residing" column (left side) is the total number of students living in each particular attendance area. There are 782 students residing in the Bayview Attendance area. The "Total # of Students Residing" row is the actual number of students used in the Fall 2008/09 projections as the base number for each attendance area. Please review **Section Four** for the breakdown by grade of students residing in each attendance area...



Secondary School  
Attendance Matrices

SCHOOL OF RESIDENCE	TOTAL # OF STUDENTS RESIDING IN EACH ATTENDANCE AREA	Middle School of Attendance							Other Schools of Attendance				
		ADAMS MS	CRESPI MS	DEJEAN MS	HELMS MS	HERCULES MS	PINOLE MS	PORTOLA MS	HARBOUR WAY	KAPPA NSS	STEWART MS	TRANSITION	VH IND STUDY
ADAMS MS	697	544	14	12	61	1	14	35	7	1	4	0	4
CRESPI MS	645	10	489	4	51	15	39	8	2	0	22	0	5
DEJEAN MS	531	34	2	422	14	3	11	34	6	0	1	3	1
HELMS MS	601	31	17	17	482	3	19	18	3	0	8	2	1
HERCULES MS	528	2	3	4	1	505	5	2	0	0	4	0	2
PINOLE MS	763	7	19	3	8	9	620	8	2	0	85	0	2
PORTOLA MS	404	13	4	16	9	1	6	346	4	0	3	1	1
<b>7-8 Subtotal:</b>	<b>4,169</b>	<b>641</b>	<b>548</b>	<b>478</b>	<b>626</b>	<b>537</b>	<b>714</b>	<b>451</b>	<b>24</b>	<b>1</b>	<b>127</b>	<b>6</b>	<b>16</b>

Out of District:	19	2	2	0	0	8	2	3	0	0	2	0	0
Unmatched:	8	0	1	0	1	4	1	1	0	0	0	0	0

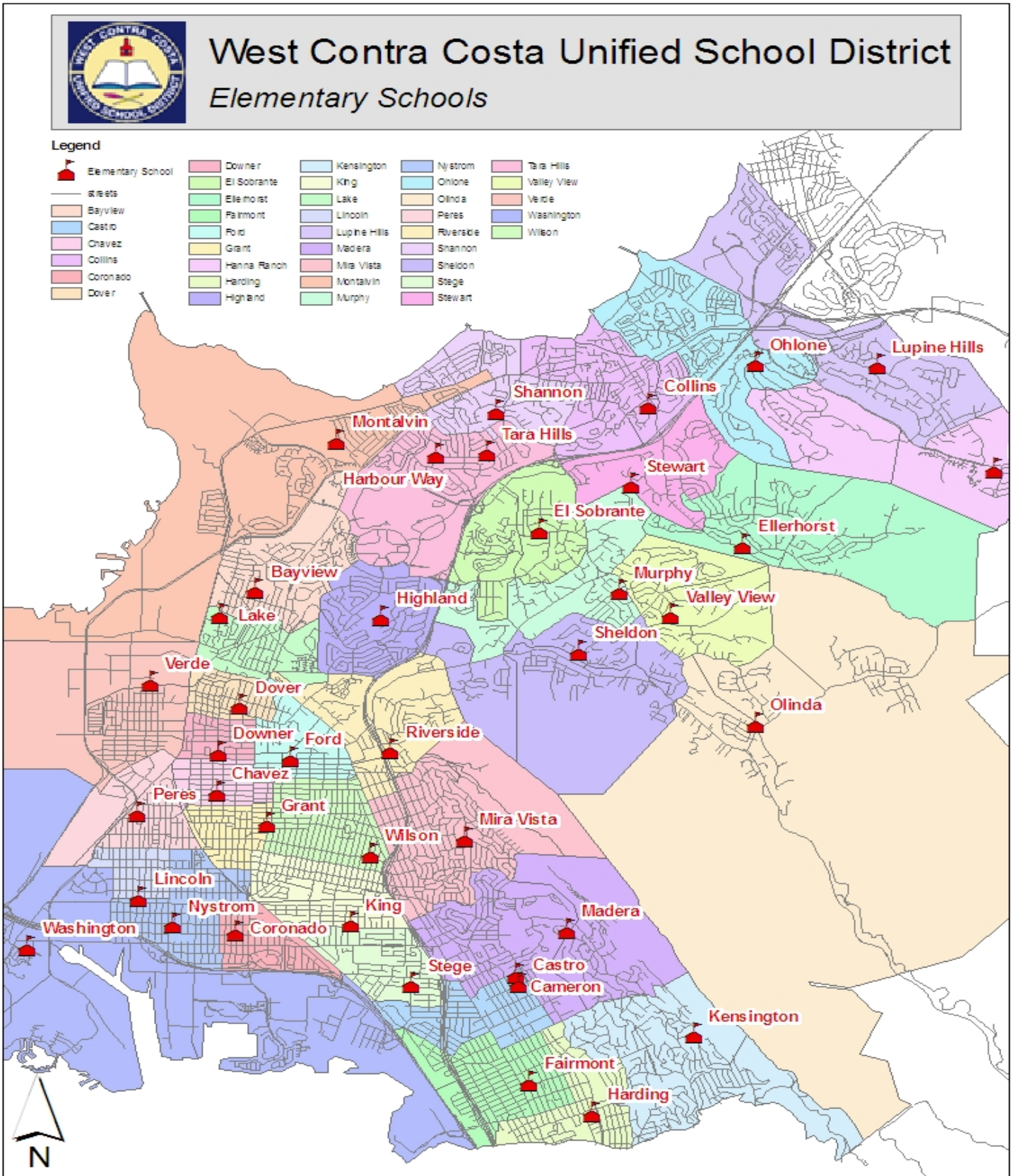
<b>Total Students Attending:</b>	<b>4,196</b>	<b>643</b>	<b>551</b>	<b>478</b>	<b>627</b>	<b>549</b>	<b>717</b>	<b>455</b>	<b>24</b>	<b>1</b>	<b>129</b>	<b>6</b>	<b>16</b>
----------------------------------	--------------	------------	------------	------------	------------	------------	------------	------------	-----------	----------	------------	----------	-----------

SCHOOL OF RESIDENCE	TOTAL # OF STUDENTS RESIDING IN EACH ATTENDANCE AREA	High School of Attendance						Other Schools of Attendance								
		DE ANZA HS	EL CERRITO HS	HERCULES HS	KENNEDY HS	PINOLE VALLEY HS	RICHMOND HS	COM DAY SCHOOL	DELTA NSS	GOMPERS CONT HS	KAPPA NSS	MIDDLE COLLEGE HS	NORTH CAMPUS CO	OMEGA NSS	TRANSITION	VHS IND STUDY
DEANZA HS	1043	670	24	16	6	99	25	2	39	8	1	95	11	5	2	40
EL CERRITO HS	1117	13	917	3	83	18	6	1	1	17	22	11	1	1	3	20
HERCULES HS	1150	8	6	1025	0	26	8	1	5	2	0	24	13	0	4	28
KENNEDY HS	1441	57	162	10	741	46	141	8	7	81	55	44	25	12	8	44
PINOLE VALLEY HS	1664	43	18	18	4	1380	21	8	7	3	2	38	75	3	1	43
RICHMOND HS	2225	156	62	17	92	69	1474	6	18	83	9	88	28	58	8	57
<b>9-12 Subtotal:</b>	<b>8,640</b>	<b>947</b>	<b>1,189</b>	<b>1,089</b>	<b>926</b>	<b>1,638</b>	<b>1,675</b>	<b>26</b>	<b>77</b>	<b>194</b>	<b>89</b>	<b>300</b>	<b>153</b>	<b>79</b>	<b>26</b>	<b>232</b>

Out of District:	76	6	20	8	6	10	3	1	0	3	0	7	4		3	5
Unmatched:	12	1	1	4	2	0	0	0	0	1	0	0	2	0	1	0

<b>Total Students Attending:</b>	<b>8,728</b>	<b>954</b>	<b>1,210</b>	<b>1,101</b>	<b>934</b>	<b>1,648</b>	<b>1,678</b>	<b>27</b>	<b>77</b>	<b>198</b>	<b>89</b>	<b>307</b>	<b>159</b>	<b>79</b>	<b>30</b>	<b>237</b>
----------------------------------	--------------	------------	--------------	--------------	------------	--------------	--------------	-----------	-----------	------------	-----------	------------	------------	-----------	-----------	------------

### ELEMENTARY SCHOOL ATTENDANCE AREA PROJECTIONS



**Overview of the Elementary School Attendance Area Projections**

The overall K-6 resident student population in the W.C.C.U.S.D. is expected to decline slightly over the 10-year projection timeframe. Currently the K-6 resident student population of 16,789 may decrease to as low as 16,658 but, for the most part will stay within 50 students (plus or minus) of the of the 2008/09 count. Most of the individual attendance area projected resident student counts will stay fairly stable to the current number of resident students. However, a few areas may see an increase or decreases due variations in the current kindergarten class size.

The Coronado E.S. and the Madera E.S. attendance areas had larger than usual kindergarten classes for 08/09. If this trend continues (it most likely will in the Madera area) we can expect an increase in the K-6 resident student population. Conversely the Chavez E.S, Ford E.S., Grant E.S. and Nystrom E.S. attendance areas experienced a smaller than usual kindergarten class for 08/09. This trend may lead to a decrease in the resident student population. A decline in resident students may also occur in the Lincoln E.S. attendance area due to large upper grade classes graduating and being replaced by smaller lower grade classes.



***Elementary School Projections by Residence***

	<b>BAYVIEW ELEMENTARY SCHOOL</b>											
	<b>ACTUAL</b>	<b>PROJECTED RESIDENT STUDENTS</b>										
	<b>2008</b>	<b>2009</b>	<b>2010</b>	<b>2011</b>	<b>2012</b>	<b>2013</b>	<b>2014</b>	<b>2015</b>	<b>2016</b>	<b>2017</b>	<b>2018</b>	
<b>K</b>	113	114.7	114.1	114.1	117.8	115.1	115.1	115.1	115.1	115.1	115.1	115.1
<b>1</b>	146	122.2	124.3	123.5	123.5	127.5	124.4	124.4	124.4	124.4	124.4	124.4
<b>2</b>	133	139.5	116.8	118.3	118.0	118.0	121.7	119.1	119.1	119.1	119.1	119.1
<b>3</b>	109	133.0	139.5	116.8	118.3	118.0	118.0	121.7	119.1	119.1	119.1	119.1
<b>4</b>	95	107.5	131.1	137.1	115.1	116.8	116.3	116.3	119.8	117.2	117.2	117.2
<b>5</b>	90	95.0	107.2	130.9	137.1	115.1	116.7	116.2	116.2	119.7	117.1	117.1
<b>6</b>	96	83.5	88.2	99.6	121.5	127.3	106.8	108.3	107.8	107.8	111.3	111.3
<b>K-5</b>	686	711.9	733.0	740.7	729.8	710.5	712.2	712.8	713.7	714.6	712.0	712.0
<b>K-6</b>	782	795.4	821.2	840.3	851.3	837.8	819.0	821.1	821.5	822.4	823.3	823.3

	<b>CASTRO ELEMENTARY SCHOOL</b>											
	<b>ACTUAL</b>	<b>PROJECTED RESIDENT STUDENTS</b>										
	<b>2008</b>	<b>2009</b>	<b>2010</b>	<b>2011</b>	<b>2012</b>	<b>2013</b>	<b>2014</b>	<b>2015</b>	<b>2016</b>	<b>2017</b>	<b>2018</b>	
<b>K</b>	57	57.9	57.6	57.6	59.5	57.9	57.9	57.9	57.9	57.9	57.9	57.9
<b>1</b>	45	56.1	56.9	56.8	56.8	58.1	57.0	57.0	57.0	57.0	57.0	57.0
<b>2</b>	51	44.2	54.8	55.9	55.3	55.3	57.1	56.1	56.1	56.1	56.1	56.1
<b>3</b>	54	50.5	43.4	54.3	55.0	54.7	54.7	56.8	55.1	55.1	55.1	55.1
<b>4</b>	40	49.8	46.3	40.3	50.2	50.7	50.4	50.4	52.1	51.1	51.1	51.1
<b>5</b>	57	40.0	49.7	46.2	40.3	49.7	50.6	50.4	50.4	52.0	50.9	50.9
<b>6</b>	40	53.2	37.3	46.4	43.0	37.6	46.5	47.3	46.7	46.7	48.6	48.6
<b>K-5</b>	304	298.5	308.7	311.1	317.1	326.4	327.7	328.6	328.6	329.2	328.1	328.1
<b>K-6</b>	344	351.7	346.0	357.5	360.1	364.0	374.2	375.9	375.3	375.9	376.7	376.7

	<b>CHAVEZ ELEMENTARY SCHOOL</b>											
	<b>ACTUAL</b>	<b>PROJECTED RESIDENT STUDENTS</b>										
	<b>2008</b>	<b>2009</b>	<b>2010</b>	<b>2011</b>	<b>2012</b>	<b>2013</b>	<b>2014</b>	<b>2015</b>	<b>2016</b>	<b>2017</b>	<b>2018</b>	
<b>K</b>	71	71.7	71.4	71.4	73.9	72.4	72.4	72.4	72.4	72.4	72.4	72.4
<b>1</b>	101	75.4	76.7	75.9	75.9	78.2	76.7	76.7	76.7	76.7	76.7	76.7
<b>2</b>	101	94.9	71.0	72.4	71.7	71.7	73.9	72.4	72.4	72.4	72.4	72.4
<b>3</b>	94	99.4	94.0	70.3	71.0	71.0	71.0	73.2	71.0	71.0	71.0	71.0
<b>4</b>	77	90.9	96.4	90.9	68.1	68.7	68.7	68.7	70.9	68.8	68.8	68.8
<b>5</b>	100	72.5	85.9	90.9	86.9	63.9	64.6	64.3	64.3	66.6	65.3	65.3
<b>6</b>	64	93.3	68.1	80.7	84.9	80.2	59.5	61.0	59.7	59.7	62.5	62.5
<b>K-5</b>	544	504.8	495.4	471.8	447.5	425.9	427.3	427.7	427.7	427.9	426.6	426.6
<b>K-6</b>	608	598.1	563.5	552.5	532.4	506.1	486.8	488.7	487.4	487.6	489.1	489.1

Does not include students residing outside of the W.C.C.U.S.D. boundaries.

***Elementary School Projections by Residence***

<b>COLLINS ELEMENTARY SCHOOL</b>											
	<b>ACTUAL</b>	<b>PROJECTED RESIDENT STUDENTS</b>									
	<b>2008</b>	<b>2009</b>	<b>2010</b>	<b>2011</b>	<b>2012</b>	<b>2013</b>	<b>2014</b>	<b>2015</b>	<b>2016</b>	<b>2017</b>	<b>2018</b>
<b>K</b>	58	58.7	58.4	58.4	60.2	58.9	58.9	58.9	58.9	58.9	58.9
<b>1</b>	63	62.9	63.8	63.5	63.5	65.4	63.8	63.8	63.8	63.8	63.8
<b>2</b>	63	62.1	61.9	62.9	62.8	62.8	64.1	63.2	63.2	63.2	63.2
<b>3</b>	55	63.1	62.5	62.1	63.2	62.9	62.9	64.4	63.4	63.4	63.4
<b>4</b>	71	56.1	64.9	63.9	63.6	64.2	63.8	63.8	66.0	64.4	64.4
<b>5</b>	64	70.5	55.5	63.9	63.0	63.0	63.8	63.6	63.6	65.4	63.8
<b>6</b>	77	67.7	73.9	58.5	67.2	66.6	65.8	67.2	66.2	66.2	68.9
<b>K-5</b>	374	373.4	367.0	374.7	376.3	377.2	377.3	377.7	378.9	379.1	377.5
<b>K-6</b>	451	441.1	440.9	433.2	443.5	443.8	443.1	444.9	445.1	445.3	446.4

<b>CORONADO ELEMENTARY SCHOOL</b>											
	<b>ACTUAL</b>	<b>PROJECTED RESIDENT STUDENTS</b>									
	<b>2008</b>	<b>2009</b>	<b>2010</b>	<b>2011</b>	<b>2012</b>	<b>2013</b>	<b>2014</b>	<b>2015</b>	<b>2016</b>	<b>2017</b>	<b>2018</b>
<b>K</b>	82	83.3	82.9	82.9	85.5	83.5	83.5	83.5	83.5	83.5	83.5
<b>1</b>	60	82.0	83.5	83.0	83.0	85.6	83.7	83.7	83.7	83.7	83.7
<b>2</b>	63	57.7	79.0	80.2	79.9	79.9	82.2	80.5	80.5	80.5	80.5
<b>3</b>	51	58.7	54.0	73.8	74.8	74.5	74.5	76.8	75.1	75.1	75.1
<b>4</b>	65	47.7	54.9	50.3	68.9	70.0	69.4	69.4	71.7	70.1	70.1
<b>5</b>	49	60.7	44.5	51.3	46.9	64.3	65.5	64.9	64.9	67.1	65.6
<b>6</b>	35	44.1	54.9	40.3	46.3	42.6	58.3	59.0	58.7	58.7	60.7
<b>K-5</b>	370	390.1	398.8	421.5	439.0	457.8	458.8	458.8	459.4	460.0	458.5
<b>K-6</b>	405	434.2	453.7	461.8	485.3	500.4	517.1	517.8	518.1	518.7	519.2

<b>DOVER ELEMENTARY SCHOOL</b>											
	<b>ACTUAL</b>	<b>PROJECTED RESIDENT STUDENTS</b>									
	<b>2008</b>	<b>2009</b>	<b>2010</b>	<b>2011</b>	<b>2012</b>	<b>2013</b>	<b>2014</b>	<b>2015</b>	<b>2016</b>	<b>2017</b>	<b>2018</b>
<b>K</b>	87	88.4	87.8	87.8	90.6	88.8	88.8	88.8	88.8	88.8	88.8
<b>1</b>	93	88.8	90.1	89.6	89.6	92.6	90.5	90.5	90.5	90.5	90.5
<b>2</b>	82	88.8	84.6	85.8	85.2	85.2	88.0	86.2	86.2	86.2	86.2
<b>3</b>	85	80.1	86.4	82.4	83.7	83.3	83.3	85.8	83.9	83.9	83.9
<b>4</b>	94	81.2	76.0	82.3	78.3	79.5	79.1	79.1	81.6	80.0	80.0
<b>5</b>	83	86.1	74.2	69.3	75.1	71.4	72.7	72.3	72.3	74.8	73.1
<b>6</b>	64	75.4	78.2	67.7	63.4	68.3	65.0	66.3	66.0	66.0	67.8
<b>K-5</b>	524	513.4	499.1	497.2	502.5	500.8	502.4	502.7	503.3	504.2	502.5
<b>K-6</b>	588	588.8	577.3	564.9	565.9	569.1	567.4	569.0	569.3	570.2	570.3

Does not include students residing outside of the W.C.C.U.S.D. boundaries.

***Elementary School Projections by Residence***

	<b>DOWNER ELEMENTARY SCHOOL</b>										
	<b>ACTUAL</b>	<b>PROJECTED RESIDENT STUDENTS</b>									
	<b>2008</b>	<b>2009</b>	<b>2010</b>	<b>2011</b>	<b>2012</b>	<b>2013</b>	<b>2014</b>	<b>2015</b>	<b>2016</b>	<b>2017</b>	<b>2018</b>
<b>K</b>	84	85.2	84.8	84.8	87.6	85.5	85.5	85.5	85.5	85.5	85.5
<b>1</b>	103	85.7	87.0	86.7	86.7	89.4	87.2	87.2	87.2	87.2	87.2
<b>2</b>	106	98.1	81.4	82.8	82.3	82.3	85.0	83.2	83.2	83.2	83.2
<b>3</b>	84	103.7	95.7	79.4	80.8	80.2	80.2	82.9	81.0	81.0	81.0
<b>4</b>	86	80.1	98.4	91.0	75.6	76.8	76.4	76.4	78.8	77.1	77.1
<b>5</b>	75	78.6	73.2	89.8	83.1	69.0	70.2	70.0	70.0	72.3	70.4
<b>6</b>	92	68.1	71.7	66.7	81.8	75.7	62.6	64.0	63.4	63.4	65.7
<b>K-5</b>	538	531.4	520.5	514.5	496.1	483.2	484.5	485.2	485.7	486.3	484.4
<b>K-6</b>	630	599.5	592.2	581.2	577.9	558.9	547.1	549.2	549.1	549.7	550.1

	<b>EL SOBRANTE ELEMENTARY SCHOOL</b>										
	<b>ACTUAL</b>	<b>PROJECTED RESIDENT STUDENTS</b>									
	<b>2008</b>	<b>2009</b>	<b>2010</b>	<b>2011</b>	<b>2012</b>	<b>2013</b>	<b>2014</b>	<b>2015</b>	<b>2016</b>	<b>2017</b>	<b>2018</b>
<b>K</b>	27	27.4	27.3	27.3	28.2	27.5	27.5	27.5	27.5	27.5	27.5
<b>1</b>	33	28.2	28.5	28.5	28.5	29.4	28.7	28.7	28.7	28.7	28.7
<b>2</b>	39	32.3	27.5	27.9	27.8	27.8	28.5	28.0	28.0	28.0	28.0
<b>3</b>	32	40.1	33.0	28.2	28.5	28.5	28.5	29.4	28.8	28.8	28.8
<b>4</b>	47	32.3	40.5	33.2	28.5	28.8	28.7	28.7	29.7	29.0	29.0
<b>5</b>	47	46.5	31.9	39.9	33.0	28.2	28.5	28.5	28.5	29.3	28.5
<b>6</b>	22	43.8	43.2	29.7	37.2	30.6	26.2	26.6	26.5	26.5	27.3
<b>K-5</b>	225	206.8	188.7	185.0	174.5	170.2	170.4	170.8	171.2	171.3	170.5
<b>K-6</b>	247	250.6	231.9	214.7	211.7	200.8	196.6	197.4	197.7	197.8	197.8

	<b>ELLERHORST ELEMENTARY SCHOOL</b>										
	<b>ACTUAL</b>	<b>PROJECTED RESIDENT STUDENTS</b>									
	<b>2008</b>	<b>2009</b>	<b>2010</b>	<b>2011</b>	<b>2012</b>	<b>2013</b>	<b>2014</b>	<b>2015</b>	<b>2016</b>	<b>2017</b>	<b>2018</b>
<b>K</b>	40	40.7	40.4	40.4	41.8	40.8	40.8	40.8	40.8	40.8	40.8
<b>1</b>	45	44.0	44.7	44.4	44.4	45.9	44.8	44.8	44.8	44.8	44.8
<b>2</b>	37	43.6	42.7	43.2	43.1	43.1	44.4	43.4	43.4	43.4	43.4
<b>3</b>	35	39.3	46.4	45.3	46.1	45.9	45.9	47.2	46.2	46.2	46.2
<b>4</b>	45	34.9	39.1	46.0	45.1	45.8	45.4	45.4	46.9	45.9	45.9
<b>5</b>	36	45.0	34.9	39.1	46.0	45.1	45.8	45.4	45.4	46.9	45.9
<b>6</b>	51	35.3	44.0	34.0	38.3	45.0	44.0	44.8	44.4	44.4	45.9
<b>K-5</b>	238	247.5	248.2	258.4	266.5	266.6	267.1	267.0	267.5	268.0	267.0
<b>K-6</b>	289	282.8	292.2	292.4	304.8	311.6	311.1	311.8	311.9	312.4	312.9

Does not include students residing outside of the W.C.C.U.S.D. boundaries.

***Elementary School Projections by Residence***

<b>FAIRMONT ELEMENTARY SCHOOL</b>											
	<b>ACTUAL</b>	<b>PROJECTED RESIDENT STUDENTS</b>									
	<b>2008</b>	<b>2009</b>	<b>2010</b>	<b>2011</b>	<b>2012</b>	<b>2013</b>	<b>2014</b>	<b>2015</b>	<b>2016</b>	<b>2017</b>	<b>2018</b>
<b>K</b>	61	61.6	61.2	61.2	63.3	62.1	62.1	62.1	62.1	62.1	62.1
<b>1</b>	54	59.9	61.0	60.8	60.8	62.3	61.0	61.0	61.0	61.0	61.0
<b>2</b>	47	53.0	59.1	59.7	59.3	59.3	61.0	59.9	59.9	59.9	59.9
<b>3</b>	56	46.6	52.4	58.6	59.2	58.7	58.7	60.8	59.2	59.2	59.2
<b>4</b>	32	51.3	42.6	48.5	53.6	54.7	54.3	54.3	55.5	54.8	54.8
<b>5</b>	44	32.0	51.3	42.4	48.5	53.2	54.7	54.3	54.3	55.1	54.7
<b>6</b>	39	41.0	29.5	48.3	39.4	44.8	49.4	50.5	50.1	50.1	52.5
<b>K-5</b>	294	304.4	327.6	331.2	344.7	350.3	351.8	352.4	352.0	352.1	351.7
<b>K-6</b>	333	345.4	357.1	379.5	384.1	395.1	401.2	402.9	402.1	402.2	404.2

<b>FORD ELEMENTARY SCHOOL</b>											
	<b>ACTUAL</b>	<b>PROJECTED RESIDENT STUDENTS</b>									
	<b>2008</b>	<b>2009</b>	<b>2010</b>	<b>2011</b>	<b>2012</b>	<b>2013</b>	<b>2014</b>	<b>2015</b>	<b>2016</b>	<b>2017</b>	<b>2018</b>
<b>K</b>	53	53.6	53.4	53.4	55.1	54.0	54.0	54.0	54.0	54.0	54.0
<b>1</b>	74	56.2	57.2	56.7	56.7	58.5	57.3	57.3	57.3	57.3	57.3
<b>2</b>	73	69.7	53.0	53.9	53.6	53.6	55.3	54.1	54.1	54.1	54.1
<b>3</b>	69	71.9	68.7	52.4	53.0	53.0	53.0	54.6	53.1	53.1	53.1
<b>4</b>	63	66.7	69.8	66.6	50.7	51.2	51.1	51.1	52.8	51.4	51.4
<b>5</b>	64	59.4	63.0	65.7	63.4	47.7	48.3	48.2	48.2	49.8	48.8
<b>6</b>	67	59.6	55.4	59.2	61.3	58.8	44.5	45.4	44.7	44.7	46.6
<b>K-5</b>	396	377.5	365.1	348.7	332.5	318.0	319.0	319.3	319.5	319.7	318.7
<b>K-6</b>	463	437.1	420.5	407.9	393.8	376.8	363.5	364.7	364.2	364.4	365.3

<b>GRANT ELEMENTARY SCHOOL</b>											
	<b>ACTUAL</b>	<b>PROJECTED RESIDENT STUDENTS</b>									
	<b>2008</b>	<b>2009</b>	<b>2010</b>	<b>2011</b>	<b>2012</b>	<b>2013</b>	<b>2014</b>	<b>2015</b>	<b>2016</b>	<b>2017</b>	<b>2018</b>
<b>K</b>	73	74.1	73.9	73.9	76.2	74.4	74.4	74.4	74.4	74.4	74.4
<b>1</b>	100	77.4	78.7	78.2	78.2	80.5	78.9	78.9	78.9	78.9	78.9
<b>2</b>	99	94.6	73.0	74.4	74.1	74.1	76.2	74.6	74.6	74.6	74.6
<b>3</b>	77	97.5	92.9	71.9	73.0	73.0	73.0	75.1	73.1	73.1	73.1
<b>4</b>	74	74.5	94.4	90.0	69.7	70.5	70.4	70.4	72.8	70.9	70.9
<b>5</b>	94	69.9	70.3	89.1	85.3	65.7	66.8	66.6	66.6	68.6	67.1
<b>6</b>	84	87.7	65.3	65.8	83.0	79.4	61.3	62.4	61.7	61.7	64.1
<b>K-5</b>	517	488.0	483.2	477.5	456.5	438.2	439.7	440.0	440.4	440.5	439.0
<b>K-6</b>	601	575.7	548.5	543.3	539.5	517.6	501.0	502.4	502.1	502.2	503.1

**Does not include students residing outside of the W.C.C.U.S.D. boundaries.**

***Elementary School Projections by Residence***

<b>HANNA RANCH ELEMENTARY SCHOOL</b>											
	<b>ACTUAL</b>	<b>PROJECTED RESIDENT STUDENTS</b>									
	<b>2008</b>	<b>2009</b>	<b>2010</b>	<b>2011</b>	<b>2012</b>	<b>2013</b>	<b>2014</b>	<b>2015</b>	<b>2016</b>	<b>2017</b>	<b>2018</b>
<b>K</b>	66	67.0	66.6	66.6	68.7	67.2	67.2	67.2	67.2	67.2	67.2
<b>1</b>	75	71.2	72.2	71.8	71.8	74.1	72.5	72.5	72.5	72.5	72.5
<b>2</b>	64	73.2	69.5	70.5	70.1	70.1	72.4	70.8	70.8	70.8	70.8
<b>3</b>	61	63.1	72.2	68.5	69.5	69.3	69.3	71.4	69.9	69.9	69.9
<b>4</b>	61	61.5	63.7	72.8	69.1	70.1	69.7	69.7	72.0	70.4	70.4
<b>5</b>	70	62.7	63.2	65.4	74.8	71.0	72.0	71.6	71.6	73.9	72.3
<b>6</b>	60	68.2	61.0	61.5	63.7	72.8	69.1	70.1	69.8	69.8	72.0
<b>K-5</b>	397	398.7	407.4	415.6	424.0	421.8	423.1	423.2	424.0	424.7	423.1
<b>K-6</b>	457	466.9	468.4	477.1	487.7	494.6	492.2	493.3	493.8	494.5	495.1

<b>HARDING ELEMENTARY SCHOOL</b>											
	<b>ACTUAL</b>	<b>PROJECTED RESIDENT STUDENTS</b>									
	<b>2008</b>	<b>2009</b>	<b>2010</b>	<b>2011</b>	<b>2012</b>	<b>2013</b>	<b>2014</b>	<b>2015</b>	<b>2016</b>	<b>2017</b>	<b>2018</b>
<b>K</b>	24	25.0	24.6	24.6	25.3	24.9	24.9	24.9	24.9	24.9	24.9
<b>1</b>	26	24.4	24.8	24.3	24.3	25.0	24.5	24.5	24.5	24.5	24.5
<b>2</b>	28	26.3	24.0	24.2	23.7	23.7	24.5	24.0	24.0	24.0	24.0
<b>3</b>	14	28.6	25.8	23.9	24.1	23.6	23.6	24.3	23.7	23.7	23.7
<b>4</b>	17	13.6	26.1	24.2	21.8	22.2	21.8	21.8	22.2	22.0	22.0
<b>5</b>	21	17.9	13.6	26.0	24.2	21.7	22.2	21.8	21.8	22.2	21.9
<b>6</b>	17	20.5	16.6	12.8	24.4	22.5	20.1	20.6	20.2	20.2	21.1
<b>K-5</b>	130	135.8	138.9	147.2	143.4	141.1	141.5	141.3	141.1	141.3	141.0
<b>K-6</b>	147	156.3	155.5	160.0	167.8	163.6	161.6	161.9	161.3	161.5	162.1

<b>HIGHLAND ELEMENTARY SCHOOL</b>											
	<b>ACTUAL</b>	<b>PROJECTED RESIDENT STUDENTS</b>									
	<b>2008</b>	<b>2009</b>	<b>2010</b>	<b>2011</b>	<b>2012</b>	<b>2013</b>	<b>2014</b>	<b>2015</b>	<b>2016</b>	<b>2017</b>	<b>2018</b>
<b>K</b>	66	67.0	66.7	66.7	68.8	67.2	67.2	67.2	67.2	67.2	67.2
<b>1</b>	65	71.5	72.6	72.1	72.1	74.4	72.6	72.6	72.6	72.6	72.6
<b>2</b>	75	62.0	68.1	69.1	68.9	68.9	71.1	69.6	69.6	69.6	69.6
<b>3</b>	81	75.0	62.0	68.1	69.1	68.9	68.9	71.1	69.6	69.6	69.6
<b>4</b>	83	79.9	73.9	61.1	67.1	68.1	67.9	67.9	70.0	68.5	68.5
<b>5</b>	87	83.0	79.7	73.7	61.1	67.1	68.1	67.8	67.8	69.9	68.5
<b>6</b>	81	80.9	76.9	74.0	68.5	56.7	62.3	63.3	63.0	63.0	65.0
<b>K-5</b>	457	438.4	423.0	410.8	407.1	414.6	415.8	416.2	416.8	417.4	416.0
<b>K-6</b>	538	519.3	499.9	484.8	475.6	471.3	478.1	479.5	479.8	480.4	481.0

Does not include students residing outside of the W.C.C.U.S.D. boundaries.

***Elementary School Projections by Residence***

<b>KENSINGTON ELEMENTARY SCHOOL</b>											
	<b>ACTUAL</b>	<b>PROJECTED RESIDENT STUDENTS</b>									
	<b>2008</b>	<b>2009</b>	<b>2010</b>	<b>2011</b>	<b>2012</b>	<b>2013</b>	<b>2014</b>	<b>2015</b>	<b>2016</b>	<b>2017</b>	<b>2018</b>
<b>K</b>	71	72.2	71.7	71.7	74.0	72.4	72.4	72.4	72.4	72.4	72.4
<b>1</b>	70	69.6	70.8	70.4	70.4	72.7	71.0	71.0	71.0	71.0	71.0
<b>2</b>	76	68.6	68.5	69.5	69.1	69.1	71.2	69.6	69.6	69.6	69.6
<b>3</b>	60	75.2	67.8	67.6	68.6	68.2	68.2	70.4	68.9	68.9	68.9
<b>4</b>	33	55.2	69.0	62.6	62.2	63.2	62.9	62.9	64.8	63.4	63.4
<b>5</b>	43	33.0	55.1	69.0	62.3	62.1	63.2	62.7	62.7	64.6	63.3
<b>6</b>	31	40.1	30.8	51.4	64.4	58.2	58.0	58.9	58.5	58.5	60.5
<b>K-5</b>	353	373.8	402.9	410.8	406.6	407.7	408.9	409.0	409.4	409.9	408.6
<b>K-6</b>	384	413.9	433.7	462.2	471.0	465.9	466.9	467.9	467.9	468.4	469.1

<b>KING ELEMENTARY SCHOOL</b>											
	<b>ACTUAL</b>	<b>PROJECTED RESIDENT STUDENTS</b>									
	<b>2007</b>	<b>2008</b>	<b>2009</b>	<b>2010</b>	<b>2011</b>	<b>2012</b>	<b>2013</b>	<b>2014</b>	<b>2015</b>	<b>2016</b>	<b>2017</b>
	<b>2008</b>	<b>2009</b>	<b>2010</b>	<b>2011</b>	<b>2012</b>	<b>2013</b>	<b>2014</b>	<b>2015</b>	<b>2016</b>	<b>2017</b>	<b>2018</b>
<b>K</b>	73	74.1	73.7	73.7	76.1	74.5	74.5	74.5	74.5	74.5	74.5
<b>1</b>	88	73.0	74.3	73.7	73.7	76.3	74.6	74.6	74.6	74.6	74.6
<b>2</b>	77	84.6	70.4	71.4	71.0	71.0	73.1	71.7	71.7	71.7	71.7
<b>3</b>	79	71.9	79.1	65.7	66.4	66.3	66.3	68.3	66.8	66.8	66.8
<b>4</b>	91	73.7	67.1	73.7	61.3	62.2	61.9	61.9	63.7	62.4	62.4
<b>5</b>	74	85.1	69.0	62.8	68.9	57.3	58.3	57.8	57.8	59.7	58.4
<b>6</b>	61	66.7	76.9	62.4	56.6	62.4	51.8	52.7	52.2	52.2	54.0
<b>K-5</b>											
<b>K-6</b>	482	462.4	433.6	421.0	417.4	407.6	408.7	408.8	409.1	409.7	408.4

<b>LAKE ELEMENTARY SCHOOL</b>											
	<b>ACTUAL</b>	<b>PROJECTED RESIDENT STUDENTS</b>									
	<b>2008</b>	<b>2009</b>	<b>2010</b>	<b>2011</b>	<b>2012</b>	<b>2013</b>	<b>2014</b>	<b>2015</b>	<b>2016</b>	<b>2017</b>	<b>2018</b>
<b>K</b>	68	69.0	68.8	68.8	70.9	69.3	69.3	69.3	69.3	69.3	69.3
<b>1</b>	72	69.3	70.5	70.0	70.0	72.3	70.6	70.6	70.6	70.6	70.6
<b>2</b>	71	68.6	66.0	67.0	66.7	66.7	68.8	67.2	67.2	67.2	67.2
<b>3</b>	64	69.3	66.9	64.4	65.4	64.9	64.9	67.1	65.5	65.5	65.5
<b>4</b>	63	60.9	65.9	63.7	61.2	62.2	62.0	62.0	63.8	62.4	62.4
<b>5</b>	52	57.6	55.7	60.2	58.2	56.0	56.9	56.7	56.7	58.4	57.0
<b>6</b>	65	47.3	52.4	50.7	54.8	52.9	50.9	51.8	51.4	51.4	53.1
<b>K-5</b>	390	394.7	393.8	394.1	392.4	391.4	392.5	392.9	393.1	393.4	392.0
<b>K-6</b>	455	442.0	446.2	444.8	447.2	444.3	443.4	444.7	444.5	444.8	445.1

Does not include students residing outside of the W.C.C.U.S.D. boundaries.

***Elementary School Projections by Residence***

<b>LINCOLN ELEMENTARY SCHOOL</b>											
	<b>ACTUAL</b>	<b>PROJECTED RESIDENT STUDENTS</b>									
	<b>2008</b>	<b>2009</b>	<b>2010</b>	<b>2011</b>	<b>2012</b>	<b>2013</b>	<b>2014</b>	<b>2015</b>	<b>2016</b>	<b>2017</b>	<b>2018</b>
<b>K</b>	50	50.7	50.5	50.5	52.1	51.0	51.0	51.0	51.0	51.0	51.0
<b>1</b>	60	50.0	50.9	50.5	50.5	52.2	51.0	51.0	51.0	51.0	51.0
<b>2</b>	77	57.8	48.3	48.9	48.7	48.7	50.0	49.1	49.1	49.1	49.1
<b>3</b>	71	71.8	54.0	45.0	45.5	45.3	45.3	46.7	45.7	45.7	45.7
<b>4</b>	68	66.1	67.0	50.1	42.0	42.8	42.2	42.2	43.7	42.8	42.8
<b>5</b>	47	63.7	62.1	62.7	46.8	39.3	40.0	39.7	39.7	40.9	40.0
<b>6</b>	52	42.3	57.6	56.2	56.7	42.3	35.4	36.0	35.7	35.7	37.0
<b>K-5</b>	373	360.1	332.8	307.7	285.6	279.3	279.5	279.7	280.2	280.5	279.6
<b>K-6</b>	425	402.4	390.4	363.9	342.3	321.6	314.9	315.7	315.9	316.2	316.6

<b>LUPINE HILLS ELEMENTARY SCHOOL</b>											
	<b>ACTUAL</b>	<b>PROJECTED RESIDENT STUDENTS</b>									
	<b>2008</b>	<b>2009</b>	<b>2010</b>	<b>2011</b>	<b>2012</b>	<b>2013</b>	<b>2014</b>	<b>2015</b>	<b>2016</b>	<b>2017</b>	<b>2018</b>
<b>K</b>	66	67.1	66.7	66.7	68.8	67.1	67.1	67.1	67.1	67.1	67.1
<b>1</b>	78	71.9	73.0	72.7	72.7	74.9	73.3	73.3	73.3	73.3	73.3
<b>2</b>	87	81.1	75.7	76.9	76.5	76.5	78.9	77.1	77.1	77.1	77.1
<b>3</b>	73	88.1	82.4	77.1	78.4	77.8	77.8	80.4	78.5	78.5	78.5
<b>4</b>	80	74.7	90.6	84.5	79.4	80.7	80.2	80.2	82.8	81.1	81.1
<b>5</b>	78	81.3	75.8	91.5	85.5	80.3	81.4	81.0	81.0	83.6	81.7
<b>6</b>	84	80.7	83.8	79.1	97.1	90.6	86.1	87.4	86.9	86.9	89.8
<b>K-5</b>	462	464.2	464.2	469.4	461.3	457.3	458.7	459.1	459.8	460.7	458.8
<b>K-6</b>	546	544.9	548.0	548.5	558.4	547.9	544.8	546.5	546.7	547.6	548.6

<b>MADERA ELEMENTARY SCHOOL</b>											
	<b>ACTUAL</b>	<b>PROJECTED RESIDENT STUDENTS</b>									
	<b>2008</b>	<b>2009</b>	<b>2010</b>	<b>2011</b>	<b>2012</b>	<b>2013</b>	<b>2014</b>	<b>2015</b>	<b>2016</b>	<b>2017</b>	<b>2018</b>
<b>K</b>	75	76.2	75.8	75.8	78.2	76.5	76.5	76.5	76.5	76.5	76.5
<b>1</b>	65	73.7	74.8	74.4	74.4	76.7	75.0	75.0	75.0	75.0	75.0
<b>2</b>	38	63.7	72.3	73.3	73.0	73.0	75.2	73.7	73.7	73.7	73.7
<b>3</b>	54	37.7	63.0	71.3	72.5	72.1	72.1	74.4	72.7	72.7	72.7
<b>4</b>	44	49.7	34.5	58.1	65.8	66.7	66.3	66.3	68.6	67.0	67.0
<b>5</b>	31	44.0	49.6	34.4	57.9	65.5	66.7	66.3	66.3	68.3	66.8
<b>6</b>	24	29.0	41.0	46.2	32.3	54.0	61.2	62.0	61.8	61.8	63.8
<b>K-5</b>	307	345.0	370.0	387.3	421.8	430.5	431.8	432.2	432.8	433.2	431.7
<b>K-6</b>	331	374.0	411.0	433.5	454.1	484.5	493.0	494.2	494.6	495.0	495.5

Does not include students residing outside of the W.C.C.U.S.D. boundaries.

***Elementary School Projections by Residence***

<b>MIRA VISTA ELEMENTARY SCHOOL</b>											
	<b>ACTUAL</b>	<b>PROJECTED RESIDENT STUDENTS</b>									
	<b>2008</b>	<b>2009</b>	<b>2010</b>	<b>2011</b>	<b>2012</b>	<b>2013</b>	<b>2014</b>	<b>2015</b>	<b>2016</b>	<b>2017</b>	<b>2018</b>
<b>K</b>	59	59.8	59.6	59.6	61.3	60.1	60.1	60.1	60.1	60.1	60.1
<b>1</b>	58	63.2	64.1	63.8	63.8	65.6	64.5	64.5	64.5	64.5	64.5
<b>2</b>	56	55.8	60.9	61.5	61.1	61.1	63.1	61.5	61.5	61.5	61.5
<b>3</b>	57	54.9	54.5	59.6	60.5	60.1	60.1	62.2	60.9	60.9	60.9
<b>4</b>	51	56.8	55.3	55.1	59.9	60.8	60.4	60.4	62.4	61.0	61.0
<b>5</b>	57	48.1	54.2	52.3	51.8	56.7	57.6	57.5	57.5	58.9	58.0
<b>6</b>	52	53.2	45.2	50.5	48.6	48.3	52.8	53.7	53.4	53.4	55.1
<b>K-5</b>	338	338.6	348.6	351.9	358.4	364.4	365.8	366.2	366.9	366.9	366.0
<b>K-6</b>	390	391.8	393.8	402.4	407.0	412.7	418.6	419.9	420.3	420.3	421.1

<b>MONTALVIN ELEMENTARY SCHOOL</b>											
	<b>ACTUAL</b>	<b>PROJECTED RESIDENT STUDENTS</b>									
	<b>2008</b>	<b>2009</b>	<b>2010</b>	<b>2011</b>	<b>2012</b>	<b>2013</b>	<b>2014</b>	<b>2015</b>	<b>2016</b>	<b>2017</b>	<b>2018</b>
<b>K</b>	77	78.2	77.7	77.7	80.2	78.4	78.4	78.4	78.4	78.4	78.4
<b>1</b>	72	83.2	84.4	84.0	84.0	86.6	84.7	84.7	84.7	84.7	84.7
<b>2</b>	92	71.0	82.1	83.3	82.8	82.8	85.4	83.5	83.5	83.5	83.5
<b>3</b>	87	92.4	71.3	82.4	83.5	83.2	83.2	85.8	83.9	83.9	83.9
<b>4</b>	78	89.0	94.4	72.9	84.2	85.4	85.1	85.1	87.6	85.8	85.8
<b>5</b>	76	77.3	88.1	93.5	72.1	83.3	84.7	84.2	84.2	86.8	84.9
<b>6</b>	72	79.9	81.1	92.5	98.3	75.7	87.5	88.9	88.3	88.3	91.2
<b>K-5</b>	482	491.1	498.0	493.8	486.8	499.7	501.5	501.7	502.3	503.1	501.2
<b>K-6</b>	554	571.0	579.1	586.3	585.1	575.4	589.0	590.6	590.6	591.4	592.4

<b>MURPHY ELEMENTARY SCHOOL</b>											
	<b>ACTUAL</b>	<b>PROJECTED RESIDENT STUDENTS</b>									
	<b>2008</b>	<b>2009</b>	<b>2010</b>	<b>2011</b>	<b>2012</b>	<b>2013</b>	<b>2014</b>	<b>2015</b>	<b>2016</b>	<b>2017</b>	<b>2018</b>
<b>K</b>	38	38.6	38.4	38.4	39.6	38.7	38.7	38.7	38.7	38.7	38.7
<b>1</b>	36	39.7	40.3	40.0	40.0	41.4	40.3	40.3	40.3	40.3	40.3
<b>2</b>	41	35.1	38.6	39.3	39.1	39.1	40.3	39.5	39.5	39.5	39.5
<b>3</b>	48	42.2	36.0	39.8	40.3	40.1	40.1	41.4	40.5	40.5	40.5
<b>4</b>	37	48.5	42.4	36.2	40.0	40.7	40.3	40.3	41.8	40.7	40.7
<b>5</b>	53	36.5	47.8	41.9	36.0	39.6	40.2	40.0	40.0	41.2	40.3
<b>6</b>	45	49.5	34.0	44.5	39.1	33.4	36.9	37.4	37.3	37.3	38.4
<b>K-5</b>	253	240.6	243.5	235.6	235.0	239.6	239.9	240.2	240.8	240.9	240.0
<b>K-6</b>	298	290.1	277.5	280.1	274.1	273.0	276.8	277.6	278.1	278.2	278.4

Does not include students residing outside of the W.C.C.U.S.D. boundaries.



***Elementary School Projections by Residence***

<b>NYSTROM ELEMENTARY SCHOOL</b>											
	<b>ACTUAL</b>	<b>PROJECTED RESIDENT STUDENTS</b>									
	<b>2008</b>	<b>2009</b>	<b>2010</b>	<b>2011</b>	<b>2012</b>	<b>2013</b>	<b>2014</b>	<b>2015</b>	<b>2016</b>	<b>2017</b>	<b>2018</b>
<b>K</b>	86	87.2	86.8	86.8	89.5	87.5	87.5	87.5	87.5	87.5	87.5
<b>1</b>	114	86.0	87.2	87.0	87.0	89.8	87.6	87.6	87.6	87.6	87.6
<b>2</b>	109	109.6	82.9	84.3	83.7	83.7	86.2	84.8	84.8	84.8	84.8
<b>3</b>	109	101.4	102.4	77.4	78.4	77.9	77.9	80.5	78.6	78.6	78.6
<b>4</b>	98	101.5	95.1	95.5	72.1	73.5	72.7	72.7	75.1	73.6	73.6
<b>5</b>	92	91.7	95.2	88.8	89.1	67.6	68.7	68.3	68.3	70.0	68.8
<b>6</b>	82	82.9	82.6	86.1	79.9	80.6	60.8	61.8	61.4	61.4	63.5
<b>K-5</b>	608	577.4	549.6	519.8	499.8	480.0	480.6	481.4	481.9	482.1	480.9
<b>K-6</b>	690	660.3	632.2	605.9	579.7	560.6	541.4	543.2	543.3	543.5	544.4

<b>OHLONE ELEMENTARY SCHOOL</b>											
	<b>ACTUAL</b>	<b>PROJECTED RESIDENT STUDENTS</b>									
	<b>2008</b>	<b>2009</b>	<b>2010</b>	<b>2011</b>	<b>2012</b>	<b>2013</b>	<b>2014</b>	<b>2015</b>	<b>2016</b>	<b>2017</b>	<b>2018</b>
<b>K</b>	76	77.1	76.7	76.7	79.2	77.4	77.4	77.4	77.4	77.4	77.4
<b>1</b>	94	83.1	84.1	83.7	83.7	86.6	84.5	84.5	84.5	84.5	84.5
<b>2</b>	68	99.8	89.2	90.5	90.1	90.1	92.9	90.8	90.8	90.8	90.8
<b>3</b>	75	69.4	101.7	91.4	92.8	92.3	92.3	95.3	93.1	93.1	93.1
<b>4</b>	83	77.6	71.5	105.1	94.8	96.1	95.7	95.7	98.7	96.3	96.3
<b>5</b>	81	83.9	78.1	72.1	106.0	95.3	96.6	96.1	96.1	99.2	96.9
<b>6</b>	91	87.4	89.5	84.7	77.8	114.7	104.5	106.1	105.4	105.4	108.9
<b>K-5</b>	477	490.9	501.3	519.5	546.6	537.8	539.4	539.8	540.6	541.3	539.0
<b>K-6</b>	568	578.3	590.8	604.2	624.4	652.5	643.9	645.9	646.0	646.7	647.9

<b>OLINDA ELEMENTARY SCHOOL</b>											
	<b>ACTUAL</b>	<b>PROJECTED RESIDENT STUDENTS</b>									
	<b>2008</b>	<b>2009</b>	<b>2010</b>	<b>2011</b>	<b>2012</b>	<b>2013</b>	<b>2014</b>	<b>2015</b>	<b>2016</b>	<b>2017</b>	<b>2018</b>
<b>K</b>	45	45.7	45.5	45.5	47.0	45.9	45.9	45.9	45.9	45.9	45.9
<b>1</b>	40	47.1	47.8	47.4	47.4	49.0	47.9	47.9	47.9	47.9	47.9
<b>2</b>	44	39.0	45.8	46.6	46.3	46.3	47.8	46.6	46.6	46.6	46.6
<b>3</b>	45	45.2	40.0	47.1	47.8	47.4	47.4	49.0	47.9	47.9	47.9
<b>4</b>	32	45.4	45.7	40.3	47.4	48.2	47.9	47.9	49.5	48.3	48.3
<b>5</b>	35	31.6	45.0	45.0	40.0	46.9	47.5	47.4	47.4	48.8	47.8
<b>6</b>	29	32.6	29.4	41.8	42.0	37.1	43.7	44.3	44.1	44.1	45.5
<b>K-5</b>	241	254.0	269.8	271.9	275.9	283.7	284.4	284.7	285.2	285.4	284.4
<b>K-6</b>	270	286.6	299.2	313.7	317.9	320.8	328.1	329.0	329.3	329.5	329.9

Does not include students residing outside of the W.C.C.U.S.D. boundaries.

***Elementary School Projections by Residence***

<b>PERES ELEMENTARY SCHOOL</b>											
	<b>ACTUAL</b>	<b>PROJECTED RESIDENT STUDENTS</b>									
	<b>2008</b>	<b>2009</b>	<b>2010</b>	<b>2011</b>	<b>2012</b>	<b>2013</b>	<b>2014</b>	<b>2015</b>	<b>2016</b>	<b>2017</b>	<b>2018</b>
<b>K</b>	65	66.0	65.6	65.6	67.8	66.3	66.3	66.3	66.3	66.3	66.3
<b>1</b>	75	66.3	67.2	67.0	67.0	69.3	67.5	67.5	67.5	67.5	67.5
<b>2</b>	88	71.7	63.2	64.0	63.7	63.7	65.6	64.4	64.4	64.4	64.4
<b>3</b>	65	86.2	69.7	61.4	62.5	62.1	62.1	64.1	62.8	62.8	62.8
<b>4</b>	77	62.0	81.7	66.5	58.5	59.5	59.1	59.1	61.0	59.7	59.7
<b>5</b>	68	70.6	56.6	74.4	60.3	53.4	54.2	54.2	54.2	55.9	54.5
<b>6</b>	65	61.9	64.3	51.9	67.9	55.1	48.4	49.5	49.2	49.2	50.7
<b>K-5</b>	438	422.8	404.0	398.9	379.8	374.3	374.8	375.6	376.2	376.6	375.2
<b>K-6</b>	503	484.7	468.3	450.8	447.7	429.4	423.2	425.1	425.4	425.8	425.9

<b>RIVERSIDE ELEMENTARY SCHOOL</b>											
	<b>ACTUAL</b>	<b>PROJECTED RESIDENT STUDENTS</b>									
	<b>2008</b>	<b>2009</b>	<b>2010</b>	<b>2011</b>	<b>2012</b>	<b>2013</b>	<b>2014</b>	<b>2015</b>	<b>2016</b>	<b>2017</b>	<b>2018</b>
<b>K</b>	73	74.1	73.7	73.7	76.1	74.4	74.4	74.4	74.4	74.4	74.4
<b>1</b>	79	77.7	78.8	78.4	78.4	80.9	79.2	79.2	79.2	79.2	79.2
<b>2</b>	70	75.2	73.8	74.9	74.6	74.6	77.0	75.3	75.3	75.3	75.3
<b>3</b>	56	68.8	73.8	72.7	73.7	73.3	73.3	75.6	73.9	73.9	73.9
<b>4</b>	52	55.0	67.6	72.4	71.2	72.4	72.0	72.0	74.4	72.6	72.6
<b>5</b>	57	49.3	52.1	64.0	68.7	67.4	68.5	68.2	68.2	70.3	68.8
<b>6</b>	54	53.0	45.9	48.5	59.6	63.9	62.8	63.8	63.4	63.4	65.5
<b>K-5</b>	387	400.1	419.8	436.1	442.7	443.0	444.4	444.7	445.4	445.7	444.2
<b>K-6</b>	441	453.1	465.7	484.6	502.3	506.9	507.2	508.5	508.8	509.1	509.7

<b>SHANNON ELEMENTARY SCHOOL</b>											
	<b>ACTUAL</b>	<b>PROJECTED RESIDENT STUDENTS</b>									
	<b>2008</b>	<b>2009</b>	<b>2010</b>	<b>2011</b>	<b>2012</b>	<b>2013</b>	<b>2014</b>	<b>2015</b>	<b>2016</b>	<b>2017</b>	<b>2018</b>
<b>K</b>	43	43.6	43.5	43.5	44.8	43.9	43.9	43.9	43.9	43.9	43.9
<b>1</b>	53	46.4	47.3	46.9	46.9	48.4	47.3	47.3	47.3	47.3	47.3
<b>2</b>	59	52.1	45.9	46.4	46.3	46.3	47.7	46.7	46.7	46.7	46.7
<b>3</b>	63	59.1	52.2	46.0	46.7	46.4	46.4	47.9	46.8	46.8	46.8
<b>4</b>	52	64.4	60.7	53.8	47.1	47.8	47.3	47.3	49.0	47.9	47.9
<b>5</b>	63	51.7	63.9	60.0	53.0	46.5	47.3	47.1	47.1	48.5	47.3
<b>6</b>	63	66.5	54.2	67.1	63.0	55.9	48.8	49.7	49.2	49.2	51.0
<b>K-5</b>	333	317.3	313.5	296.6	284.8	279.3	279.9	280.2	280.8	281.1	279.9
<b>K-6</b>	396	383.8	367.7	363.7	347.8	335.2	328.7	329.9	330.0	330.3	330.9

Does not include students residing outside of the W.C.C.U.S.D. boundaries.

***Elementary School Projections by Residence***

<b>SHELDON ELEMENTARY SCHOOL\</b>											
	<b>ACTUAL</b>	<b>PROJECTED RESIDENT STUDENTS</b>									
	<b>2008</b>	<b>2009</b>	<b>2010</b>	<b>2011</b>	<b>2012</b>	<b>2013</b>	<b>2014</b>	<b>2015</b>	<b>2016</b>	<b>2017</b>	<b>2018</b>
<b>K</b>	53	53.7	53.5	53.5	55.2	54.1	54.1	54.1	54.1	54.1	54.1
<b>1</b>	56	55.3	56.2	55.9	55.9	57.8	56.5	56.5	56.5	56.5	56.5
<b>2</b>	64	54.7	54.1	54.7	54.5	54.5	56.2	54.9	54.9	54.9	54.9
<b>3</b>	62	65.8	56.0	55.4	56.2	56.0	56.0	57.8	56.5	56.5	56.5
<b>4</b>	52	62.6	66.2	56.6	55.9	56.6	56.5	56.5	58.2	56.9	56.9
<b>5</b>	55	51.5	61.8	65.5	55.9	55.2	56.1	55.8	55.8	57.6	56.2
<b>6</b>	71	51.2	47.9	57.5	61.0	52.1	51.5	52.3	51.8	51.8	53.5
<b>K-5</b>	342	343.6	347.8	341.6	333.6	334.2	335.4	335.6	336.0	336.5	335.1
<b>K-6</b>	413	394.8	395.7	399.1	394.6	386.3	386.9	387.9	387.8	388.3	388.6

<b>STEGE ELEMENTARY SCHOOL</b>											
	<b>ACTUAL</b>	<b>PROJECTED RESIDENT STUDENTS</b>									
	<b>2008</b>	<b>2009</b>	<b>2010</b>	<b>2011</b>	<b>2012</b>	<b>2013</b>	<b>2014</b>	<b>2015</b>	<b>2016</b>	<b>2017</b>	<b>2018</b>
<b>K</b>	64	65.1	64.6	64.6	66.7	65.3	65.3	65.3	65.3	65.3	65.3
<b>1</b>	72	62.7	64.0	63.5	63.5	65.4	64.0	64.0	64.0	64.0	64.0
<b>2</b>	63	70.5	61.6	62.7	62.2	62.2	64.2	62.7	62.7	62.7	62.7
<b>3</b>	67	62.3	69.8	60.9	61.8	61.6	61.6	63.5	62.1	62.1	62.1
<b>4</b>	79	61.7	57.4	64.3	56.2	57.0	56.7	56.7	58.4	57.1	57.1
<b>5</b>	54	78.9	61.5	57.2	64.1	55.8	56.8	56.5	56.5	58.4	57.1
<b>6</b>	57	50.4	73.6	57.4	53.4	59.8	52.3	53.0	52.6	52.6	54.5
<b>K-5</b>	399	401.2	378.9	373.2	374.5	367.3	368.6	368.7	369.0	369.6	368.3
<b>K-6</b>	456	451.6	452.5	430.6	427.9	427.1	420.9	421.7	421.6	422.2	422.8

<b>STEWART ELEMENTARY SCHOOL</b>											
	<b>ACTUAL</b>	<b>PROJECTED RESIDENT STUDENTS</b>									
	<b>2008</b>	<b>2009</b>	<b>2010</b>	<b>2011</b>	<b>2012</b>	<b>2013</b>	<b>2014</b>	<b>2015</b>	<b>2016</b>	<b>2017</b>	<b>2018</b>
<b>K</b>	29	29.4	29.3	29.3	30.3	29.6	29.6	29.6	29.6	29.6	29.6
<b>1</b>	33	31.9	32.3	32.3	32.3	33.2	32.5	32.5	32.5	32.5	32.5
<b>2</b>	33	32.0	30.9	31.3	31.3	31.3	32.2	31.5	31.5	31.5	31.5
<b>3</b>	37	35.1	34.0	32.9	33.4	33.2	33.2	34.2	33.5	33.5	33.5
<b>4</b>	34	36.7	34.8	33.8	32.7	33.2	32.9	32.9	34.0	33.3	33.3
<b>5</b>	22	34.0	36.7	34.8	33.8	32.7	33.2	32.9	32.9	34.0	33.3
<b>6</b>	28	21.4	33.2	35.9	34.1	33.0	31.9	32.5	32.3	32.3	33.3
<b>K-5</b>	188	199.1	198.0	194.4	193.8	193.2	193.6	193.6	194.0	194.4	193.7
<b>K-6</b>	216	220.5	231.2	230.3	227.9	226.2	225.5	226.1	226.3	226.7	227.0

**Does not include students residing outside of the W.C.C.U.S.D. boundaries.**

***Elementary School Projections by Residence***

<b>TARA HILLS ELEMENTARY SCHOOL</b>											
	<b>ACTUAL</b>	<b>PROJECTED RESIDENT STUDENTS</b>									
	<b>2008</b>	<b>2009</b>	<b>2010</b>	<b>2011</b>	<b>2012</b>	<b>2013</b>	<b>2014</b>	<b>2015</b>	<b>2016</b>	<b>2017</b>	<b>2018</b>
<b>K</b>	79	80.3	79.8	79.8	82.4	80.4	80.4	80.4	80.4	80.4	80.4
<b>1</b>	70	85.2	86.7	86.1	86.1	89.1	86.9	86.9	86.9	86.9	86.9
<b>2</b>	82	68.9	84.1	85.5	85.1	85.1	87.7	85.7	85.7	85.7	85.7
<b>3</b>	66	82.3	69.3	84.4	85.7	85.2	85.2	88.1	86.1	86.1	86.1
<b>4</b>	78	67.5	84.1	70.9	86.4	87.7	87.3	87.3	89.9	88.1	88.1
<b>5</b>	64	77.2	67.0	83.5	70.0	85.5	86.9	86.4	86.4	89.2	87.1
<b>6</b>	85	67.4	81.0	70.4	87.5	73.7	89.9	91.2	90.7	90.7	93.5
<b>K-5</b>	439	461.4	471.0	490.2	495.7	513.0	514.4	514.8	515.4	516.4	514.3
<b>K-6</b>	524	528.8	552.0	560.6	583.2	586.7	604.3	606.0	606.1	607.1	607.8

<b>VALLEY VIEW ELEMENTARY SCHOOL</b>											
	<b>ACTUAL</b>	<b>PROJECTED RESIDENT STUDENTS</b>									
	<b>2008</b>	<b>2009</b>	<b>2010</b>	<b>2011</b>	<b>2012</b>	<b>2013</b>	<b>2014</b>	<b>2015</b>	<b>2016</b>	<b>2017</b>	<b>2018</b>
<b>K</b>	29	29.4	29.3	29.3	30.2	29.5	29.5	29.5	29.5	29.5	29.5
<b>1</b>	31	30.3	30.8	30.6	30.6	31.5	30.8	30.8	30.8	30.8	30.8
<b>2</b>	30	30.3	29.5	29.9	29.9	29.9	30.8	30.1	30.1	30.1	30.1
<b>3</b>	26	30.8	31.0	30.3	30.8	30.6	30.6	31.6	30.9	30.9	30.9
<b>4</b>	25	26.3	31.0	31.3	30.6	31.0	30.8	30.8	31.9	31.1	31.1
<b>5</b>	36	24.7	26.0	30.7	31.0	30.1	30.6	30.6	30.6	31.5	30.8
<b>6</b>	28	33.6	23.0	24.1	28.6	28.9	28.1	28.6	28.4	28.4	29.3
<b>K-5</b>	177	171.8	177.6	182.1	183.1	182.6	183.1	183.4	183.8	183.9	183.2
<b>K-6</b>	205	205.4	200.6	206.2	211.7	211.5	211.2	212.0	212.2	212.3	212.5

<b>VERDE ELEMENTARY SCHOOL</b>											
	<b>ACTUAL</b>	<b>PROJECTED RESIDENT STUDENTS</b>									
	<b>2008</b>	<b>2009</b>	<b>2010</b>	<b>2011</b>	<b>2012</b>	<b>2013</b>	<b>2014</b>	<b>2015</b>	<b>2016</b>	<b>2017</b>	<b>2018</b>
<b>K</b>	71	72.1	71.7	71.7	74.1	72.3	72.3	72.3	72.3	72.3	72.3
<b>1</b>	66	72.4	73.4	73.2	73.2	75.5	74.0	74.0	74.0	74.0	74.0
<b>2</b>	65	62.9	68.9	69.9	69.6	69.6	71.9	70.3	70.3	70.3	70.3
<b>3</b>	73	63.7	61.2	67.2	68.1	67.8	67.8	69.9	68.6	68.6	68.6
<b>4</b>	67	69.7	60.5	58.3	63.9	65.0	64.6	64.6	66.8	65.2	65.2
<b>5</b>	69	61.3	63.6	55.2	53.2	58.4	59.4	59.0	59.0	60.9	59.8
<b>6</b>	80	63.0	55.7	57.9	50.0	48.4	53.0	53.9	53.6	53.6	55.5
<b>K-5</b>	411	402.1	399.3	395.5	402.1	408.6	410.0	410.1	411.0	411.3	410.2
<b>K-6</b>	491	465.1	455.0	453.4	452.1	457.0	463.0	464.0	464.6	464.9	465.7

Does not include students residing outside of the W.C.C.U.S.D. boundaries.

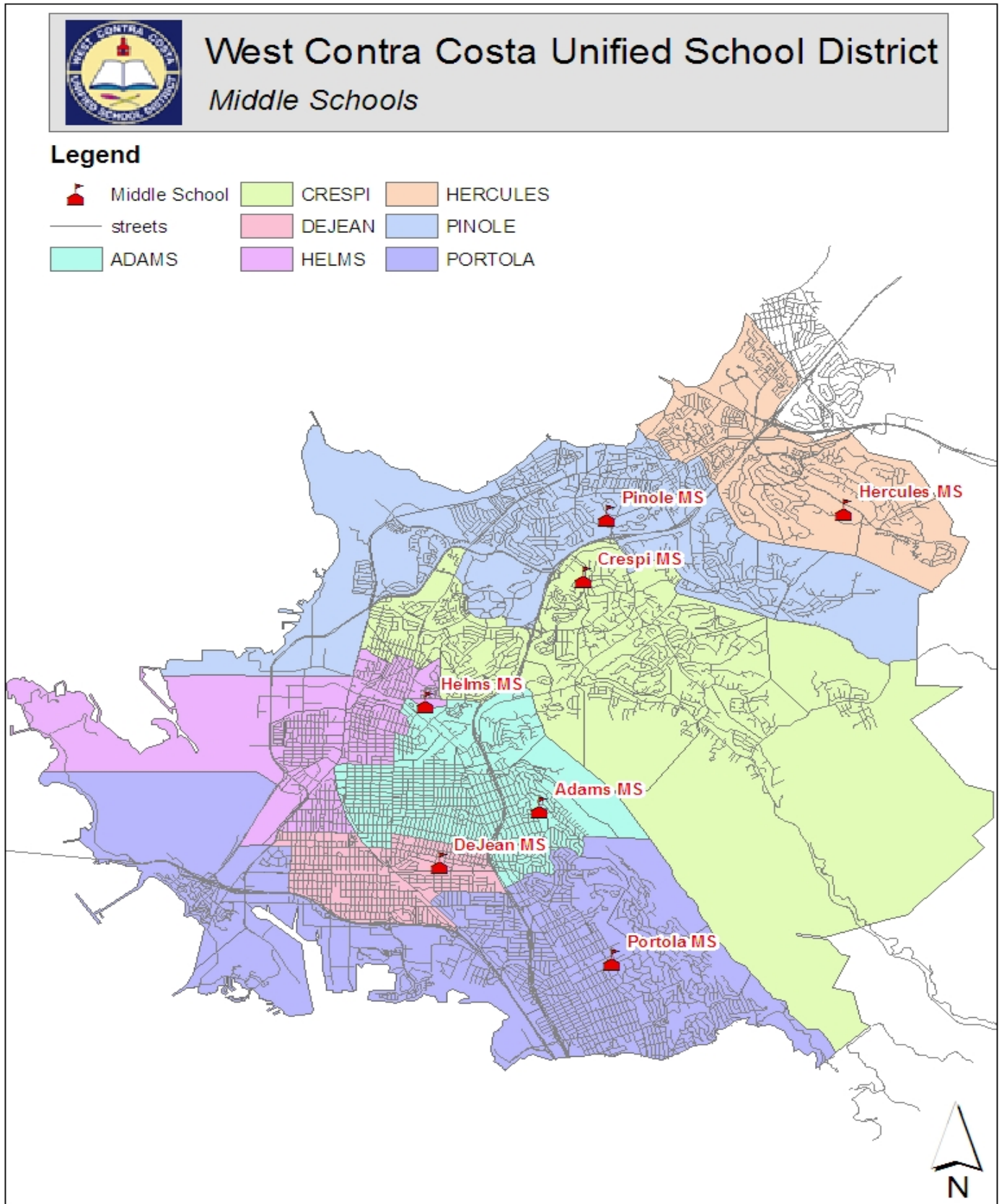
***Elementary School Projections by Residence***

<b>WASHINGTON ELEMENTARY SCHOOL</b>											
	<b>ACTUAL</b>	<b>PROJECTED RESIDENT STUDENTS</b>									
	<b>2008</b>	<b>2009</b>	<b>2010</b>	<b>2011</b>	<b>2012</b>	<b>2013</b>	<b>2014</b>	<b>2015</b>	<b>2016</b>	<b>2017</b>	<b>2018</b>
<b>K</b>	33	33.4	33.3	33.3	34.3	34.3	34.7	35.0	34.7	34.7	34.7
<b>1</b>	46	37.6	38.1	38.1	38.1	39.9	39.9	40.3	39.9	39.6	39.6
<b>2</b>	34	42.6	34.8	35.3	35.1	35.7	37.6	37.6	37.3	37.0	36.7
<b>3</b>	31	33.5	41.9	34.2	34.8	35.2	35.8	37.7	37.0	36.8	36.5
<b>4</b>	33	31.0	33.5	41.9	34.2	35.5	35.8	36.4	37.7	37.0	36.8
<b>5</b>	31	33.5	31.5	34.1	42.6	35.6	36.9	37.3	37.2	38.3	37.6
<b>6</b>	15	28.9	31.3	29.3	31.8	40.4	33.8	34.9	34.8	34.7	35.7
<b>K-5</b>	208	211.6	213.1	216.9	219.1	216.2	220.7	224.3	223.8	223.4	221.9
<b>K-6</b>	223	240.5	244.4	246.2	250.9	256.6	254.5	259.2	258.6	258.1	257.6

<b>WILSON ELEMENTARY SCHOOL</b>											
	<b>ACTUAL</b>	<b>PROJECTED RESIDENT STUDENTS</b>									
	<b>2008</b>	<b>2009</b>	<b>2010</b>	<b>2011</b>	<b>2012</b>	<b>2013</b>	<b>2014</b>	<b>2015</b>	<b>2016</b>	<b>2017</b>	<b>2018</b>
<b>K</b>	95	96.0	95.6	95.6	98.7	96.9	96.9	96.9	96.9	96.9	96.9
<b>1</b>	105	100.9	102.5	101.8	101.8	104.5	102.6	102.6	102.6	102.6	102.6
<b>2</b>	82	99.0	95.0	96.7	96.0	96.0	98.9	97.0	97.0	97.0	97.0
<b>3</b>	77	81.4	97.6	94.0	95.0	95.0	95.0	97.7	95.0	95.0	95.0
<b>4</b>	92	74.5	78.7	94.5	91.1	91.9	91.8	91.8	95.0	92.3	92.3
<b>5</b>	70	86.4	69.8	73.8	90.0	85.5	86.5	86.1	86.1	89.1	87.4
<b>6</b>	63	65.3	81.3	66.5	68.7	83.9	79.6	81.6	79.9	79.9	83.5
<b>K-5</b>	521	538.2	539.2	556.4	572.6	569.8	571.7	572.1	572.6	572.9	571.2
<b>K-6</b>	584	603.5	620.5	622.9	641.3	653.7	651.3	653.7	652.5	652.8	654.7

Does not include students residing outside of the W.C.C.U.S.D. boundaries.

### MIDDLE SCHOOL ATTENDANCE AREA PROJECTIONS



### **Overview of the Middle School Attendance Area Projections**

The overall 7-8 resident student population in the W.C.C.U.S.D. is expected to remain very stable over the 10-year projection timeframe. Currently the 7-8 resident student population is 4,169 and should continue to be around the 4,200 level in the projection timeframe. The only exception is in the 2014/15 school year when the 7-8 student population may reach a high of 4,339. Most of the individual attendance area projected resident student counts will remain stable. However, The DeJean M.S. and Helm M.S. attendance areas are projected to decrease while the Portola E.S. area is showing an increase.

The DeJean M.S. attendance area is projected to decline from the current count of 531 resident 7-8 students to a low of 393 resident students in the 2018/19 school year, the decline seen in the Helms M.S. area is not as steep, going from 601 to 519. These declines appear to be caused by the mobility rate for grades 2-8 being lower than the other middle school areas. Both the DeJean M.S. and Helms M.S. areas have a negative mobility in each grade between the 2<sup>nd</sup> and 8<sup>th</sup> grades. Conversely the Portola M.S. attendance area is projected to increase from 404 resident students in the 2008/09 school year to 605 students in the 2018/19 school year. This is caused by relatively small upper grade classes graduating on and being replaced by larger lower grades matriculating through the system.

***Middle School Projections by Residence***

<b>ADAMS MIDDLE SCHOOL</b>											
	<b>ACTUAL</b>	<b>PROJECTED RESIDENT STUDENTS</b>									
	<b>2008</b>	<b>2009</b>	<b>2010</b>	<b>2011</b>	<b>2012</b>	<b>2013</b>	<b>2014</b>	<b>2015</b>	<b>2016</b>	<b>2017</b>	<b>2018</b>
<b>K</b>	424	429.3	427.6	427.6	441.3	432.2	432.2	432.2	432.2	432.2	432.2
<b>1</b>	517	450.8	458.0	454.8	454.8	468.2	459.2	459.2	459.2	459.2	459.2
<b>2</b>	481	489.2	426.7	433.8	431.1	431.1	444.4	434.9	434.9	434.9	434.9
<b>3</b>	430	473.9	481.5	420.9	426.2	425.4	425.4	438.4	427.0	427.0	427.0
<b>4</b>	409	418.4	462.2	469.5	410.7	415.5	414.4	414.4	428.3	417.0	417.0
<b>5</b>	442	385.6	395.3	435.8	446.1	386.9	392.3	390.9	390.9	403.3	395.4
<b>6</b>	384	412.1	361.2	371.2	406.1	414.5	360.5	367.9	362.8	362.8	377.3
<b>7</b>	365	361.1	390.9	340.7	348.1	385.4	393.3	342.3	346.4	343.5	343.5
<b>8</b>	332	339.9	339.5	361.9	318.3	326.7	357.3	364.3	317.4	324.1	323.6
<b>K-5</b>	2,703	2,647.2	2,651.3	2,642.4	2,610.2	2,559.3	2,567.9	2,570.0	2,572.5	2,573.6	2,565.7
<b>K-6</b>	3,087	3,059.3	3,012.5	3,013.6	3,016.3	2,973.8	2,928.4	2,937.9	2,935.3	2,936.4	2,943.0
<b>6-8</b>	1,081	1,113.1	1,091.6	1,073.8	1,072.5	1,126.6	1,111.1	1,074.5	1,026.6	1,030.4	1,044.4
<b>7-8</b>	697	701.0	730.4	702.6	666.4	712.1	750.6	706.6	663.8	667.6	667.1

<b>CRESPI MIDDLE SCHOOL</b>											
	<b>ACTUAL</b>	<b>PROJECTED RESIDENT STUDENTS</b>									
	<b>2008</b>	<b>2009</b>	<b>2010</b>	<b>2011</b>	<b>2012</b>	<b>2013</b>	<b>2014</b>	<b>2015</b>	<b>2016</b>	<b>2017</b>	<b>2018</b>
<b>K</b>	371	376.5	374.8	374.8	386.8	378.0	378.0	378.0	378.0	378.0	378.0
<b>1</b>	407	394.3	400.5	398.0	398.0	411.0	401.2	401.2	401.2	401.2	401.2
<b>2</b>	426	392.9	380.4	385.8	384.5	384.5	396.4	387.8	387.8	387.8	387.8
<b>3</b>	403	432.1	397.5	385.7	391.0	389.5	389.5	402.0	393.3	393.3	393.3
<b>4</b>	371	402.5	430.8	395.8	384.6	390.2	388.4	388.4	400.9	391.7	391.7
<b>5</b>	403	368.8	399.4	427.6	394.1	382.2	387.7	386.3	386.3	398.0	389.2
<b>6</b>	372	375.1	342.6	371.2	397.9	366.1	355.5	360.8	358.9	358.9	370.3
<b>7</b>	332	349.5	352.3	322.3	349.2	373.9	344.5	333.7	339.0	337.2	337.2
<b>8</b>	313	328.4	346.1	349.1	319.2	346.2	369.9	340.6	330.8	336.0	334.2
<b>K-5</b>	2,381	2,367.1	2,383.4	2,367.7	2,339.0	2,335.4	2,341.2	2,343.7	2,347.5	2,350.0	2,341.2
<b>K-6</b>	2,753	2,742.2	2,726.0	2,738.9	2,736.9	2,701.5	2,696.7	2,704.5	2,706.4	2,708.9	2,711.5
<b>6-8</b>	1,017	1,053.0	1,041.0	1,042.6	1,066.3	1,086.2	1,069.9	1,035.1	1,028.7	1,032.1	1,041.7
<b>7-8</b>	645	677.9	698.4	671.4	668.4	720.1	714.4	674.3	669.8	673.2	671.4

Does not include students residing outside of the W.C.C.U.S.D. boundaries.



***Middle School Projections by Residence***

<b>DEJEAN MIDDLE SCHOOL</b>											
	<b>PROJECTED RESIDENT STUDENTS</b>										
	<b>ACTUAL</b>										
	<b>2008</b>	<b>2009</b>	<b>2010</b>	<b>2011</b>	<b>2012</b>	<b>2013</b>	<b>2014</b>	<b>2015</b>	<b>2016</b>	<b>2017</b>	<b>2018</b>
<b>K</b>	291	295.3	293.9	293.9	303.2	296.5	296.5	296.5	296.5	296.5	296.5
<b>1</b>	322	291.0	295.9	294.2	294.2	303.9	296.9	296.9	296.9	296.9	296.9
<b>2</b>	326	309.7	280.6	284.8	283.3	283.3	291.5	286.1	286.1	286.1	286.1
<b>3</b>	310	303.8	289.5	261.9	265.1	264.0	264.0	272.3	266.2	266.2	266.2
<b>4</b>	322	289.0	284.1	269.6	244.3	248.5	246.2	246.2	254.2	248.9	248.9
<b>5</b>	262	301.2	270.8	265.6	251.7	228.5	232.5	230.7	230.7	237.7	232.8
<b>6</b>	230	236.0	272.0	245.0	239.5	227.9	206.3	209.5	208.0	208.0	215.2
<b>7</b>	259	220.0	226.2	259.6	233.7	228.2	217.9	197.5	200.0	199.4	199.4
<b>8</b>	272	251.8	213.6	219.9	252.9	227.0	222.5	212.0	191.9	194.4	193.6
<b>K-5</b>	1,833	1,790.0	1,714.8	1,670.0	1,641.8	1,624.7	1,627.6	1,628.7	1,630.6	1,632.3	1,627.4
<b>K-6</b>	2,063	2,026.0	1,986.8	1,915.0	1,881.3	1,852.6	1,833.9	1,838.2	1,838.6	1,840.3	1,842.6
<b>6-8</b>	761	707.8	711.8	724.5	726.1	683.1	646.7	619.0	599.9	601.8	608.2
<b>7-8</b>	531	471.8	439.8	479.5	486.6	455.2	440.4	409.5	391.9	393.8	393.0

<b>HELM MIDDLE SCHOOL</b>											
	<b>PROJECTED RESIDENT STUDENTS</b>										
	<b>ACTUAL</b>										
	<b>2008</b>	<b>2009</b>	<b>2010</b>	<b>2011</b>	<b>2012</b>	<b>2013</b>	<b>2014</b>	<b>2015</b>	<b>2016</b>	<b>2017</b>	<b>2018</b>
<b>K</b>	375	380.7	378.7	378.7	391.0	382.2	382.2	382.2	382.2	382.2	382.2
<b>1</b>	409	382.5	388.2	386.5	386.5	399.1	389.8	389.8	389.8	389.8	389.8
<b>2</b>	412	390.1	364.1	369.5	367.5	367.5	379.3	371.3	371.3	371.3	371.3
<b>3</b>	371	403.0	379.9	354.8	360.5	358.3	358.3	369.8	361.8	361.8	361.8
<b>4</b>	387	353.9	382.5	361.8	337.5	343.0	341.2	341.2	352.0	344.4	344.4
<b>5</b>	347	354.2	323.3	348.9	329.9	308.2	313.4	312.2	312.2	322.3	314.8
<b>6</b>	366	315.7	322.3	294.9	317.9	300.4	279.9	285.5	283.6	283.6	292.8
<b>7</b>	313	341.5	293.6	300.7	274.2	296.5	280.8	262.5	265.6	264.4	264.4
<b>8</b>	288	300.4	328.3	282.1	288.3	262.2	285.2	269.0	251.6	255.3	254.6
<b>K-5</b>	2,301	2,264.4	2,216.7	2,200.2	2,172.9	2,158.3	2,164.2	2,166.5	2,169.3	2,171.8	2,164.3
<b>K-6</b>	2,667	2,580.1	2,539.0	2,495.1	2,490.8	2,458.7	2,444.1	2,452.0	2,452.9	2,455.4	2,457.1
<b>6-8</b>	967	957.6	944.2	877.7	880.4	859.1	845.9	817.0	800.8	803.3	811.8
<b>7-8</b>	601	641.9	621.9	582.8	562.5	558.7	566.0	531.5	517.2	519.7	519.0

Does not include students residing outside of the W.C.C.U.S.D. boundaries.

***Middle School Projections by Residence***

<b>HERCULES MIDDLE SCHOOL</b>											
	<b>PROJECTED RESIDENT STUDENTS</b>										
	<b>ACTUAL</b>										
	<b>2008</b>	<b>2009</b>	<b>2010</b>	<b>2011</b>	<b>2012</b>	<b>2013</b>	<b>2014</b>	<b>2015</b>	<b>2016</b>	<b>2017</b>	<b>2018</b>
<b>K</b>	208	211.2	210.0	210.0	216.7	211.7	211.7	211.7	211.7	211.7	211.7
<b>1</b>	247	226.2	229.3	228.2	228.2	235.6	230.3	230.3	230.3	230.3	230.3
<b>2</b>	219	254.1	234.4	237.9	236.7	236.7	244.2	238.7	238.7	238.7	238.7
<b>3</b>	209	220.6	256.3	237.0	240.7	239.4	239.4	247.1	241.5	241.5	241.5
<b>4</b>	224	213.8	225.8	262.4	243.3	246.9	245.6	245.6	253.5	247.8	247.8
<b>5</b>	229	227.9	217.1	229.0	266.3	246.6	250.0	248.7	248.7	256.7	250.9
<b>6</b>	235	236.3	234.3	225.3	238.6	278.1	259.7	263.6	262.1	262.1	270.7
<b>7</b>	257	249.0	250.6	248.4	239.2	253.5	295.7	276.5	280.7	279.4	279.4
<b>8</b>	271	263.8	255.4	257.3	254.7	245.9	260.6	304.1	284.9	289.0	287.7
<b>K-5</b>	1,336	1,353.8	1,372.9	1,404.5	1,431.9	1,416.9	1,421.2	1,422.1	1,424.4	1,426.7	1,420.9
<b>K-6</b>	1,571	1,590.1	1,607.2	1,629.8	1,670.5	1,695.0	1,680.9	1,685.7	1,686.5	1,688.8	1,691.6
<b>6-8</b>	763	749.1	740.3	731.0	732.5	777.5	816.0	844.2	827.7	830.5	837.8
<b>7-8</b>	528	512.8	506.0	505.7	493.9	499.4	556.3	580.6	565.6	568.4	567.1

<b>PINOLE MIDDLE SCHOOL</b>											
	<b>PROJECTED RESIDENT STUDENTS</b>										
	<b>ACTUAL</b>										
	<b>2008</b>	<b>2009</b>	<b>2010</b>	<b>2011</b>	<b>2012</b>	<b>2013</b>	<b>2014</b>	<b>2015</b>	<b>2016</b>	<b>2017</b>	<b>2018</b>
<b>K</b>	326	330.9	329.1	329.1	339.7	332.0	332.0	332.0	332.0	332.0	332.0
<b>1</b>	336	353.6	359.2	357.2	357.2	368.6	360.0	360.0	360.0	360.0	360.0
<b>2</b>	366	329.7	347.6	352.6	351.4	351.4	361.5	354.0	354.0	354.0	354.0
<b>3</b>	343	371.3	335.7	353.1	358.6	356.8	356.8	367.6	359.9	359.9	359.9
<b>4</b>	358	348.6	378.0	341.3	359.1	364.1	361.8	361.8	373.4	365.4	365.4
<b>5</b>	325	355.7	346.1	374.8	337.9	356.1	361.7	359.6	359.6	370.8	362.3
<b>6</b>	376	338.2	367.4	358.4	388.4	349.9	367.9	374.3	371.1	371.1	383.8
<b>7</b>	389	383.1	344.0	373.9	365.4	396.0	355.8	375.1	381.0	378.8	378.8
<b>8</b>	374	382.3	375.8	338.0	367.6	358.2	388.6	349.6	368.4	374.4	372.8
<b>K-5</b>	2,054	2,089.8	2,095.7	2,108.1	2,103.9	2,129.0	2,133.8	2,135.0	2,138.9	2,142.1	2,133.6
<b>K-6</b>	2,430	2,428.0	2,463.1	2,466.5	2,492.3	2,478.9	2,501.7	2,509.3	2,510.0	2,513.2	2,517.4
<b>6-8</b>	1,139	1,103.6	1,087.2	1,070.3	1,121.4	1,104.1	1,112.3	1,099.0	1,120.5	1,124.3	1,135.4
<b>7-8</b>	763	765.4	719.8	711.9	733.0	754.2	744.4	724.7	749.4	753.2	751.6

Does not include students residing outside of the W.C.C.U.S.D. boundaries.

***Middle School Projections by Residence***

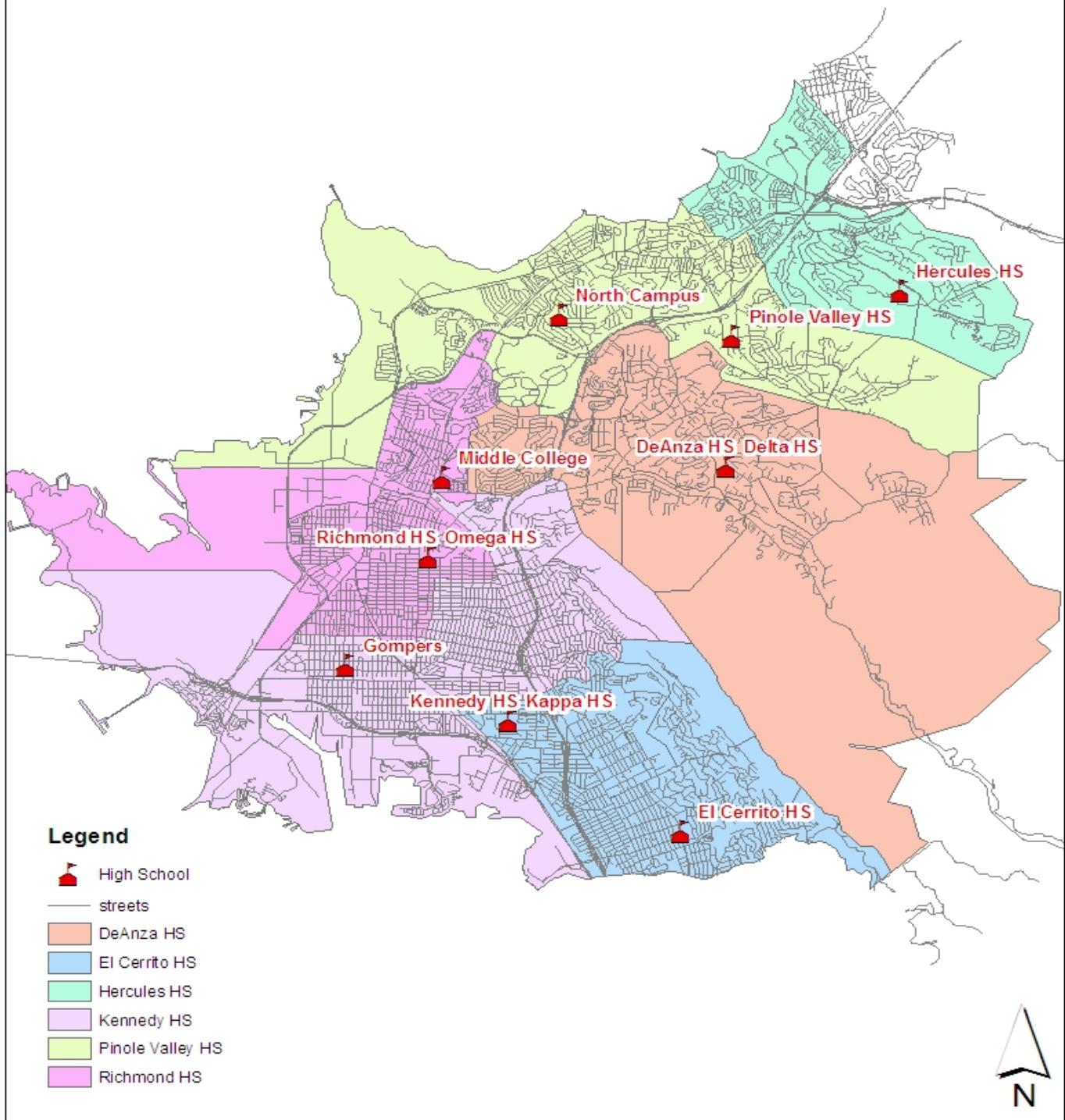
<b>PORTOLA MIDDLE SCHOOL</b>											
	<b>PROJECTED RESIDENT STUDENTS</b>										
	<b>ACTUAL</b>										
	<b>2008</b>	<b>2009</b>	<b>2010</b>	<b>2011</b>	<b>2012</b>	<b>2013</b>	<b>2014</b>	<b>2015</b>	<b>2016</b>	<b>2017</b>	<b>2018</b>
<b>K</b>	385	391.4	388.8	388.8	401.3	393.4	393.8	394.1	393.8	393.8	393.8
<b>1</b>	378	384.0	390.4	388.3	388.3	400.1	392.4	392.8	392.4	392.1	392.1
<b>2</b>	337	368.9	375.1	380.6	377.7	378.3	390.8	383.6	383.3	383.0	382.7
<b>3</b>	336	334.4	364.1	370.8	376.0	374.1	374.7	387.9	378.7	378.5	378.2
<b>4</b>	278	312.3	309.4	339.9	344.0	350.0	348.2	348.8	359.3	352.4	352.2
<b>5</b>	281	279.3	312.3	309.3	339.9	343.6	351.1	349.3	349.2	358.9	352.3
<b>6</b>	223	263.1	260.1	291.8	288.7	317.3	321.3	327.2	324.7	324.6	336.7
<b>7</b>	212	208.8	245.5	242.8	272.1	271.1	297.2	301.0	304.9	303.5	303.5
<b>8</b>	192	212.2	207.9	243.6	241.9	271.9	270.4	295.4	299.5	303.5	301.7
<b>K-5</b>	1,995	2,070.3	2,140.1	2,177.7	2,227.2	2,239.5	2,251.0	2,256.5	2,256.7	2,258.7	2,251.3
<b>K-6</b>	2,218	2,333.4	2,400.2	2,469.5	2,515.9	2,556.8	2,572.3	2,583.7	2,581.4	2,583.3	2,588.0
<b>6-8</b>	627	684.1	713.5	778.2	802.7	860.3	888.9	923.6	929.1	931.6	941.9
<b>7-8</b>	404	421.0	453.4	486.4	514.0	543.0	567.6	596.4	604.4	607.0	605.2

Does not include students residing outside of the W.C.C.U.S.D. boundaries.

## HIGH SCHOOL ATTENDANCE AREA PROJECTIONS



### West Contra Costa Unified School District High Schools



**Overview of the High School Attendance Area Projections**

The overall 9-12 resident student population in the W.C.C.U.S.D. is expected decline annually until the 2014/15 school year and then increase until the end of the projection timeframe. Currently the 9-12 resident student population of 8,640 may decrease to a low of 8,095 in the 2014/15 school year but is expected to rebound to 8,373 resident students by the 2018/19 school year. This decline is due to relatively larger 9<sup>th</sup>-12<sup>th</sup> grade classes being replaced by smaller 5<sup>th</sup>-8<sup>th</sup> grade classes.

There is no one trend for the high school attendance areas. The El Cerritos H.S., Hercules H.S. and Kennedy H.S. attendance areas are all projected to increase by the 2018/19 school year. The El Cerritos H.S. area is anticipated to have the largest increase of approximately 130 9-12 resident students. Meanwhile, The DeAnza H.S., Pinole Valley H.S. and Richmond H.S. attendance areas are projected to decline by 2018/19. The Richmond H.S. attendance area is showing a 256 9-12 resident student decrease by the end of the projection time frame.

***High School Projections by Residence***

<b>DEANZA HIGH SCHOOL</b>											
	<b>PROJECTED RESIDENT STUDENTS</b>										
<b>ACTUAL</b>	<b>2008</b>	<b>2009</b>	<b>2010</b>	<b>2011</b>	<b>2012</b>	<b>2013</b>	<b>2014</b>	<b>2015</b>	<b>2016</b>	<b>2017</b>	<b>2018</b>
<b>K</b>	258	261.8	260.7	260.7	269.0	262.9	262.9	262.9	262.9	262.9	262.9
<b>1</b>	261	272.1	276.2	274.5	274.5	283.5	276.8	276.8	276.8	276.8	276.8
<b>2</b>	293	253.4	263.6	267.5	266.5	266.5	274.7	268.7	268.7	268.7	268.7
<b>3</b>	294	299.1	258.0	268.9	272.7	271.5	271.5	280.3	274.2	274.2	274.2
<b>4</b>	276	295.0	299.7	258.7	269.5	273.4	272.1	272.1	281.1	274.5	274.5
<b>5</b>	313	273.8	292.2	296.7	257.0	267.1	271.0	270.1	270.1	278.3	272.1
<b>6</b>	276	291.6	254.4	271.6	276.4	238.8	248.7	252.5	251.1	251.1	259.0
<b>7</b>	232	258.6	272.9	238.8	254.8	258.8	223.7	232.6	236.5	235.1	235.1
<b>8</b>	231	232.0	258.5	273.0	238.7	255.1	258.9	224.2	233.4	237.0	235.8
<b>9</b>	256	256.9	259.0	288.8	305.5	266.4	284.8	290.7	251.3	261.1	265.3
<b>10</b>	280	234.6	235.4	237.0	265.0	280.1	243.9	261.0	265.9	230.7	239.7
<b>11</b>	264	253.7	212.4	212.5	215.1	239.8	254.8	220.8	236.7	241.9	209.2
<b>12</b>	243	248.2	238.4	199.1	200.1	201.2	224.4	237.8	207.2	221.8	226.1
<b>K-5</b>	1,695	1,655.2	1,650.4	1,627.0	1,609.2	1,624.9	1,629.0	1,630.9	1,633.8	1,635.4	1,629.2
<b>K-6</b>	1,971	1,946.8	1,904.8	1,898.6	1,885.6	1,863.7	1,877.7	1,883.4	1,884.9	1,886.5	1,888.2
<b>6-8</b>	739	782.2	785.8	783.4	769.9	752.7	731.3	709.3	721.0	723.2	729.9
<b>7-8</b>	463	490.6	531.4	511.8	493.5	513.9	482.6	456.8	469.9	472.1	470.9
<b>9-12</b>	1,043	993.4	945.2	937.4	985.7	987.5	1,007.9	1,010.3	961.1	955.5	940.3

<b>EL CERRITO HIGH SCHOOL</b>											
	<b>PROJECTED RESIDENT STUDENTS</b>										
<b>ACTUAL</b>	<b>2008</b>	<b>2009</b>	<b>2010</b>	<b>2011</b>	<b>2012</b>	<b>2013</b>	<b>2014</b>	<b>2015</b>	<b>2016</b>	<b>2017</b>	<b>2018</b>
<b>K</b>	352	358.0	355.5	355.5	367.0	359.1	359.1	359.1	359.1	359.1	359.1
<b>1</b>	332	346.4	352.3	350.2	350.2	360.2	352.5	352.5	352.5	352.5	352.5
<b>2</b>	303	326.3	340.3	345.3	342.6	342.6	353.2	346.0	346.0	346.0	346.0
<b>3</b>	305	300.9	322.2	336.6	341.2	338.9	338.9	350.2	341.7	341.7	341.7
<b>4</b>	245	281.3	275.9	298.0	309.8	314.5	312.4	312.4	321.6	315.4	315.4
<b>5</b>	250	245.8	280.8	275.2	297.3	308.0	314.2	312.0	312.0	320.6	314.7
<b>6</b>	208	234.2	228.8	262.5	256.9	276.9	287.5	292.3	289.9	289.9	301.0
<b>7</b>	194	194.8	218.5	213.6	244.7	240.7	258.8	268.7	272.4	271.1	271.1
<b>8</b>	177	194.8	194.3	217.4	213.5	244.6	240.2	257.3	268.2	271.8	270.3
<b>9</b>	323	247.7	271.3	271.1	302.4	295.9	339.1	334.2	358.7	373.3	378.3
<b>10</b>	281	291.1	223.2	242.5	244.0	272.9	267.2	305.9	300.1	322.0	336.6
<b>11</b>	268	255.3	264.3	201.5	220.9	222.1	248.0	242.6	277.5	273.5	292.9
<b>12</b>	245	236.4	225.2	232.4	177.6	195.0	194.8	218.5	213.7	244.7	240.9
<b>K-5</b>	1,787	1,858.7	1,927.0	1,960.8	2,008.1	2,023.3	2,030.3	2,032.2	2,032.9	2,035.3	2,029.4
<b>K-6</b>	1,995	2,092.9	2,155.8	2,223.3	2,265.0	2,300.2	2,317.8	2,324.5	2,322.8	2,325.2	2,330.4
<b>6-8</b>	579	623.8	641.6	693.5	715.1	762.2	786.5	818.3	830.5	832.8	842.4
<b>7-8</b>	371	389.6	412.8	431.0	458.2	485.3	499.0	526.0	540.6	542.9	541.4
<b>9-12</b>	1,117	1,030.5	984.0	947.5	944.9	985.9	1,049.1	1,101.2	1,150.0	1,213.5	1,248.7

Does not include students residing outside of the W.C.C.U.S.D. boundaries.

***High School Projections by Residence***

<b>HERCULES HIGH SCHOOL</b>											
	<b>PROJECTED RESIDENT STUDENTS</b>										
<b>ACTUAL</b>	<b>2008</b>	<b>2009</b>	<b>2010</b>	<b>2011</b>	<b>2012</b>	<b>2013</b>	<b>2014</b>	<b>2015</b>	<b>2016</b>	<b>2017</b>	<b>2018</b>
<b>K</b>	208	211.2	210.0	210.0	216.7	211.7	211.7	211.7	211.7	211.7	211.7
<b>1</b>	247	226.2	229.3	228.2	228.2	235.6	230.3	230.3	230.3	230.3	230.3
<b>2</b>	219	254.1	234.4	237.9	236.7	236.7	244.2	238.7	238.7	238.7	238.7
<b>3</b>	209	220.6	256.3	237.0	240.7	239.4	239.4	247.1	241.5	241.5	241.5
<b>4</b>	224	213.8	225.8	262.4	243.3	246.9	245.6	245.6	253.5	247.8	247.8
<b>5</b>	229	227.9	217.1	229.0	266.3	246.6	250.0	248.7	248.7	256.7	250.9
<b>6</b>	235	236.3	234.3	225.3	238.6	278.1	259.7	263.6	262.1	262.1	270.7
<b>7</b>	257	249.0	250.6	248.4	239.2	253.5	295.7	276.5	280.7	279.4	279.4
<b>8</b>	271	263.8	255.4	257.3	254.7	245.9	260.6	304.1	284.9	289.0	287.7
<b>9</b>	273	311.0	303.3	294.3	296.6	292.6	284.7	302.8	354.2	334.3	339.4
<b>10</b>	306	258.7	294.5	287.3	278.9	280.8	277.4	269.3	286.9	335.0	316.2
<b>11</b>	282	294.8	249.2	283.9	276.9	268.7	271.0	267.2	259.9	276.5	323.5
<b>12</b>	289	265.4	277.1	234.8	267.9	261.9	254.1	256.4	252.8	246.8	262.8
<b>K-5</b>	1,336	1,353.8	1,372.9	1,404.5	1,431.9	1,416.9	1,421.2	1,422.1	1,424.4	1,426.7	1,420.9
<b>K-6</b>	1,571	1,590.1	1,607.2	1,629.8	1,670.5	1,695.0	1,680.9	1,685.7	1,686.5	1,688.8	1,691.6
<b>6-8</b>	763	749.1	740.3	731.0	732.5	777.5	816.0	844.2	827.7	830.5	837.8
<b>7-8</b>	528	512.8	506.0	505.7	493.9	499.4	556.3	580.6	565.6	568.4	567.1
<b>9-12</b>	1,150	1,129.9	1,124.1	1,100.3	1,120.3	1,104.0	1,087.2	1,095.7	1,153.8	1,192.6	1,241.9

<b>KENNEDY HIGH SCHOOL</b>											
	<b>PROJECTED RESIDENT STUDENTS</b>										
<b>ACTUAL</b>	<b>2008</b>	<b>2009</b>	<b>2010</b>	<b>2011</b>	<b>2012</b>	<b>2013</b>	<b>2014</b>	<b>2015</b>	<b>2016</b>	<b>2017</b>	<b>2018</b>
<b>K</b>	551	558.6	556.1	556.1	573.6	562.2	562.6	562.9	562.6	562.6	562.6
<b>1</b>	610	570.4	579.4	576.3	576.3	594.8	583.1	583.5	583.1	582.8	582.8
<b>2</b>	568	582.3	545.1	553.2	550.1	550.7	568.1	557.5	557.2	556.9	556.6
<b>3</b>	531	542.4	557.3	522.4	529.1	527.6	528.2	545.5	533.0	532.8	532.5
<b>4</b>	550	506.3	519.2	533.5	500.7	509.1	506.2	506.8	523.7	511.8	511.6
<b>5</b>	477	518.5	478.4	489.8	504.8	473.7	482.0	479.8	479.7	494.3	484.6
<b>6</b>	414	436.4	475.7	439.8	448.2	464.4	435.3	443.5	439.5	439.4	455.0
<b>7</b>	442	392.6	415.5	450.9	415.7	425.9	441.5	414.5	419.6	417.2	417.2
<b>8</b>	443	422.6	375.9	396.0	432.6	399.3	407.9	421.9	394.4	401.0	399.5
<b>9</b>	403	467.3	444.8	397.5	420.2	456.0	421.9	432.0	447.4	419.2	425.0
<b>10</b>	409	368.6	427.9	408.2	365.1	387.2	420.1	389.0	398.0	412.3	387.1
<b>11</b>	339	348.5	313.5	365.7	348.0	312.8	332.5	358.4	334.3	341.9	354.9
<b>12</b>	290	290.7	302.8	269.3	319.7	301.0	275.4	292.3	312.7	292.6	301.7
<b>K-5</b>	3,287	3,278.5	3,235.5	3,231.3	3,234.6	3,218.1	3,230.2	3,236.0	3,239.3	3,241.2	3,230.7
<b>K-6</b>	3,701	3,714.9	3,711.2	3,671.1	3,682.8	3,682.5	3,665.5	3,679.5	3,678.8	3,680.6	3,685.7
<b>6-8</b>	1,299	1,251.6	1,267.1	1,286.7	1,296.5	1,289.6	1,284.7	1,279.9	1,253.5	1,257.6	1,271.7
<b>7-8</b>	885	815.2	791.4	846.9	848.3	825.2	849.4	836.4	814.0	818.2	816.7
<b>9-12</b>	1,441	1,475.1	1,489.0	1,440.7	1,453.0	1,457.0	1,449.9	1,471.7	1,492.4	1,466.0	1,468.7

Does not include students residing outside of the W.C.C.U.S.D. boundaries.

***High School Projections by Residence***

<b>PINOLE VALLEY HIGH SCHOOL</b>											
	<b>PROJECTED RESIDENT STUDENTS</b>										
<b>ACTUAL</b>	<b>2008</b>	<b>2009</b>	<b>2010</b>	<b>2011</b>	<b>2012</b>	<b>2013</b>	<b>2014</b>	<b>2015</b>	<b>2016</b>	<b>2017</b>	<b>2018</b>
<b>K</b>	326	330.9	329.1	329.1	339.7	332.0	332.0	332.0	332.0	332.0	332.0
<b>1</b>	336	353.6	359.2	357.2	357.2	368.6	360.0	360.0	360.0	360.0	360.0
<b>2</b>	366	329.7	347.6	352.6	351.4	351.4	361.5	354.0	354.0	354.0	354.0
<b>3</b>	343	371.3	335.7	353.1	358.6	356.8	356.8	367.6	359.9	359.9	359.9
<b>4</b>	358	348.6	378.0	341.3	359.1	364.1	361.8	361.8	373.4	365.4	365.4
<b>5</b>	325	355.7	346.1	374.8	337.9	356.1	361.7	359.6	359.6	370.8	362.3
<b>6</b>	376	338.2	367.4	358.4	388.4	349.9	367.9	374.3	371.1	371.1	383.8
<b>7</b>	389	383.1	344.0	373.9	365.4	396.0	355.8	375.1	381.0	378.8	378.8
<b>8</b>	374	382.3	375.8	338.0	367.6	358.2	388.6	349.6	368.4	374.4	372.8
<b>9</b>	424	427.4	437.0	430.0	386.8	419.5	409.7	444.4	399.1	420.6	427.1
<b>10</b>	432	399.0	402.4	410.3	405.3	363.3	395.3	385.6	419.5	376.4	396.9
<b>11</b>	424	388.8	357.8	362.4	368.6	364.2	325.0	355.9	345.9	375.4	338.4
<b>12</b>	384	385.4	354.3	324.6	328.8	334.1	330.9	294.6	323.4	314.2	340.4
<b>K-5</b>	2,054	2,089.8	2,095.7	2,108.1	2,103.9	2,129.0	2,133.8	2,135.0	2,138.9	2,142.1	2,133.6
<b>K-6</b>	2,430	2,428.0	2,463.1	2,466.5	2,492.3	2,478.9	2,501.7	2,509.3	2,510.0	2,513.2	2,517.4
<b>6-8</b>	1,139	1,103.6	1,087.2	1,070.3	1,121.4	1,104.1	1,112.3	1,099.0	1,120.5	1,124.3	1,135.4
<b>7-8</b>	763	765.4	719.8	711.9	733.0	754.2	744.4	724.7	749.4	753.2	751.6
<b>9-12</b>	1,664	1,600.6	1,551.5	1,527.3	1,489.5	1,481.1	1,460.9	1,480.5	1,487.9	1,486.6	1,502.8

<b>RICHMOND HIGH SCHOOL</b>											
	<b>PROJECTED RESIDENT STUDENTS</b>										
<b>ACTUAL</b>	<b>2008</b>	<b>2009</b>	<b>2010</b>	<b>2011</b>	<b>2012</b>	<b>2013</b>	<b>2014</b>	<b>2015</b>	<b>2016</b>	<b>2017</b>	<b>2018</b>
<b>K</b>	685	694.8	691.5	691.5	714.0	698.1	698.1	698.1	698.1	698.1	698.1
<b>1</b>	830	713.7	725.1	720.8	720.8	743.8	727.1	727.1	727.1	727.1	727.1
<b>2</b>	818	788.8	677.9	688.5	684.9	684.9	706.4	691.5	691.5	691.5	691.5
<b>3</b>	720	804.8	775.0	666.2	675.8	673.3	673.3	694.4	678.1	678.1	678.1
<b>4</b>	696	693.5	774.2	746.4	641.1	650.2	647.7	647.7	668.3	652.7	652.7
<b>5</b>	695	651.0	649.7	725.5	702.6	600.6	609.8	607.5	607.5	627.0	613.1
<b>6</b>	677	639.8	599.3	600.2	668.6	646.1	552.0	562.6	557.5	557.5	577.3
<b>7</b>	613	634.9	601.6	562.8	562.1	629.7	609.7	521.2	527.4	524.6	524.6
<b>8</b>	546	583.3	606.7	570.2	535.8	535.0	598.3	577.9	495.2	503.5	502.1
<b>9</b>	641	603.0	641.5	668.7	629.2	590.5	587.2	657.6	635.0	544.6	552.5
<b>10</b>	622	574.3	536.9	573.7	597.4	563.7	527.3	528.1	588.9	567.4	486.7
<b>11</b>	499	523.8	483.6	452.7	484.2	500.8	475.1	444.3	443.1	496.5	480.9
<b>12</b>	463	450.6	474.2	435.5	408.0	437.2	451.0	428.7	401.5	401.6	449.8
<b>K-5</b>	4,444	4,346.6	4,293.4	4,238.9	4,139.2	4,050.9	4,062.4	4,066.3	4,070.6	4,074.5	4,060.6
<b>K-6</b>	5,121	4,986.4	4,892.7	4,839.1	4,807.8	4,697.0	4,614.4	4,628.9	4,628.1	4,632.0	4,637.9
<b>6-8</b>	1,836	1,858.0	1,807.6	1,733.2	1,766.5	1,810.8	1,760.0	1,661.7	1,580.1	1,585.6	1,604.0
<b>7-8</b>	1,159	1,218.2	1,208.3	1,133.0	1,097.9	1,164.7	1,208.0	1,099.1	1,022.6	1,028.1	1,026.7
<b>9-12</b>	2,225	2,151.7	2,136.2	2,130.6	2,118.8	2,092.2	2,040.6	2,058.7	2,068.5	2,010.1	1,969.9

Does not include students residing outside of the W.C.C.U.S.D. boundaries.



West Contra Costa Unified School District  
1108 Bissell Avenue  
Richmond, California 94801  
Office of the Superintendent

**ITEM REQUIRING ATTENTION----BOARD OF EDUCATION**

---

**To:** Board of Education **Meeting Date:** January 7, 2009  
**From:** Bill Fay **Agenda Item:** C.6  
Associate Superintendent for Operations  
**Subject:** Report on Seismic and Geotechnical Studies for District Sites

**Background Information:**

Staff will provide an update to the Board and the community on the status of Structural and Geotechnical Engineering studies currently underway at various District sites including Portola Middle School, Adams Middle School, Riverside Elementary School, Washington Elementary School and Pinole Valley High School.

**Recommendation:** Report only. Recommendations for action will be presented at future meetings.

**Fiscal Impact:** Unknown

DISPOSITION BY BOARD OF EDUCATION

Motion by: \_\_\_\_\_ Seconded by: \_\_\_\_\_  
Approved \_\_\_\_\_ Not Approved \_\_\_\_\_ Tabled \_\_\_\_\_



WEST CONTRA COSTA UNIFIED SCHOOL DISTRICT  
1108 Bissell Avenue  
Richmond, California 94801-3135  
Office of Superintendent of Schools

**ITEM REQUIRING ATTENTION---BOARD OF EDUCATION**

---

**To:** Board of Education **Meeting Date:** January 7, 2009  
**From:** Audrey Miles **Agenda Item:** E.1  
President, Board of Education  
**Subject:** Resolution No. 54-0809: Read Across America – March 2, 2009

**Background Information:** The West Contra Costa Unified School District and the Board of Education join with the United Teachers of Richmond in calling on the citizens of West Contra Costa to assure that every child is in a safe place reading with a caring adult on Monday, March 2, 2009.

**Recommendation:** Approval

**Fiscal Impact:** None

DISPOSITION BY BOARD OF EDUCATION

Motion by: \_\_\_\_\_ Seconded by: \_\_\_\_\_

Approved \_\_\_\_\_ Not Approved \_\_\_\_\_ Tabled \_\_\_\_\_

**WEST CONTRA COSTA UNIFIED SCHOOL DISTRICT**

**RESOLUTION NO. 54-0809**

**READ ACROSS AMERICA  
MARCH 2, 2009**

***WHEREAS***, the citizens of West Contra Costa County stand firmly committed to promoting reading as the catalyst for our students' future academic success, their preparation for America's jobs of the future, and their ability to compete in a global economy; and

***WHEREAS***, the employees of West Contra Costa Unified School District strive to provide significant leadership in the area of community involvement in the education of our youth, grounded in the principle that educational investment is key to the community's well-being and long-term quality of life; and

***WHEREAS***, the West Contra Costa Unified School District has determined that the creativity and flexibility of its classroom teachers is a vital element in the ability of the District to foster a life-long love of reading among its students; and

***WHEREAS***, the teaching profession as represented by the National Education Association, the California Teachers Association, and the United Teachers of Richmond annually celebrate reading by sponsoring *Read Across America*; and

***WHEREAS***, *Read Across America*, a national celebration of Dr. Suess' birthday on March 2, 2009 promotes reading and adult involvement in the education of our community's students.

***NOW, THEREFORE BE IT RESOLVED***, that the Governing Board of the West Contra Costa Unified School District joins with the United Teachers of Richmond, CTA/NEA in calling on the citizens of West Contra Costa to assure that every child is in a safe place reading with a caring adult on March 2, 2009; and

***BE IT FURTHER RESOLVED***, that this body enthusiastically endorses *Read Across America* and the District-wide reading challenge that is integral to this year's celebration, and recommits our community to engage in programs and activities to make America's children the best readers in the world.

***IN WITNESS THERETO***, we, the West Contra Costa Unified School District Board of Education, do hereby adopt this resolution this seventh day of January 2009 by the following vote:

AYES \_\_\_\_\_ NOES \_\_\_\_\_ ABSENT \_\_\_\_\_ ABSTAIN \_\_\_\_\_

***I HEREBY CERTIFY*** that the foregoing resolution was duly and regularly introduced, passed, and adopted by the members of the Governing Board of the West Contra Costa Unified School District at a public meeting of said Board held on January 7, 2009.

---

Bruce Harter  
Secretary, Board of Education

West Contra Costa Unified School District  
1108 Bissell Avenue  
Richmond, California 94801  
Office of the Superintendent

**ITEM REQUIRING ATTENTION----BOARD OF EDUCATION**

---

**To:** Board of Education

**Meeting Date:** January 7, 2009

**From:** Tony Thurmond, Board Member

**Agenda Item:** E.2

**Subject:** Establishment of a WCCUSD Youth Commission

**Background Information:**

The Board and District could gain a great deal of insight into how to improve school operations, create better learning environments and get valuable feedback from high school students by creating a Youth Commission. A Youth Commission could mirror the role of the Board and provide leadership opportunities and training for WCCUSD students. This proposal sets out to create a youth commission to advise the WCCUSD Board of Directors and staff. This commission would consist of between 10-15 students ranging in grades from Middle to High School. The purpose of the commission would be to get a student perspective on a variety of issues facing the district.

Membership on the commission would be open to students from schools throughout the district. Commissioners would apply to serve and would be appointed by the Commission and confirmed by the School Board. Commissioners would serve terms for at least one school year. Commissioners could serve multiple terms subject to the discretion of the Commission and the governing procedures governing length of terms. As the Commission starts out, the School Board could appoint a planning committee of students whose charge it would be to develop the policies and procedures of the board in their first year, including but not limited to membership criteria, attendance requirements, role and duties of the commission, and governing procedures.

Commission members could meet once or twice a month as dictated by their governance procedures (by-laws) and would participate in meetings with agendas, minutes, and governing procedures such as Roberts Rules of Order (to be determined by the commissioners).

A WCCUSD staff person would be identified to serve as a liaison for supporting the needs of the commissioners. School Board members and other volunteers could also serve as liaisons to the Commission. The commissioners would also be provided with training to support their leadership development. Leadership topics could include how to run a meeting, the role of leaders and public officials, budget management, organizing events, and fundraising just to name a few. Commissioners would also be eligible to represent the WCCUSD at conferences, events, community meetings, and trainings.

While advisory in its nature the Commission would be separate and autonomous from the School Board and be able to make its own determination and rulings. The Commission could also weigh in on any matter before the Board and/or could bring forward other items or positions for Board consideration. The Commission could have a separate budget provided by the Board when funds are available but the Commission would also be able to raise and manage its own funds with support from the WCCUSD's accounting staff. The Commission would be able to work closely with individual student councils, reach out to members of the WCCUSD student body, and organize events and programs for the overall WCCUSD student body and general community.

**Background Information: (continued)**

The Commission could take up issues such as but not limited to:

- Improving School Safety
- Promoting student morale and pride
- Reducing the drop out rate
- Engaging parents
- School closures
- Conflict resolution and preventing fights
- Curriculum and academic recommendations
- Menu recommendations
- Facility recommendations
- Sporting, Entertainment, and Social Programming for students
- Reducing the achievement gap

**Recommendation:**

That the Board authorize the initiation of a WCCUSD Youth Commission and empower a representative group of high school students to develop the charge and operating parameters for the group.

**Fiscal Impact:** To be determined.

<b>DISPOSITION BY BOARD OF EDUCATION</b>		
Motion by: _____	Seconded by: _____	
Approved _____	Not Approved _____	Tabled _____

West Contra Costa Unified School District  
1108 Bissell Avenue  
Richmond, California 94801  
Office of the Superintendent

**ITEM REQUIRING ATTENTION----BOARD OF EDUCATION**

---

**To:** Board of Education

**Meeting Date:** January 7, 2009

**From:** Wendell C. Greer  
Associate Superintendent, K – Adult Operations

**Agenda Item:** E.3

**Subject:** Revised District Transfer Policies, BP 5116.1 and 5117

**Background Information:**

To better assist district students with the opportunity to transfer to other schools, we have revised the process, criteria and timelines for both the Intradistrict and Interdistrict transfer policies 5116.1 and 5117.

**Recommendation:** Recommend Approval

**Fiscal Impact:** None

DISPOSITION BY BOARD OF EDUCATION

Motion by: \_\_\_\_\_

Seconded by: \_\_\_\_\_

Approved \_\_\_\_\_ Not Approved \_\_\_\_\_ Tabled \_\_\_\_\_

**BP 5116.1**  
**Students**

Intradistrict and Interdistrict Enrollment

Intradistrict Open Enrollment

The Governing Board desires to provide enrollment options that meet the diverse needs and interests of district students. The Superintendent or designee shall establish procedures for the selection and transfer of students among district schools in accordance with law and Board Policy.

The parents/guardians of any student who resides within district boundaries may apply to enroll their child in any district school, regardless of the location of residence within the district.

Enrollment Priorities

1. If a district school receiving Title I funds are identified for program improvement, corrective action or restructuring, all students enrolled in that school shall be provided an option to transfer to another district school or charter school. (20 USC 6316)
2. If while on school grounds a student becomes a victim of a violent criminal offense, as defined by the State Board of Education, or attends a school designated by the California Department of Education as persistently dangerous, he/she shall be provided an option to transfer to another district school or charter school. (20 USC 7912; 5 CCR 11992)
3. The Superintendent or designee may approve a student's transfer to a district school that is at capacity and otherwise closed to transfers upon finding that special circumstances exist that might be harmful or dangerous to the student in the current attendance area, including, but not limited to, threats of bodily harm or threats to the emotional stability of the student.

To grant priority under these circumstances, the Superintendent or designee must have received either: (Education Code 35160.5)

- a. A written statement from a representative of an appropriate state or local agency, including but not limited to a law enforcement official or social worker, or a properly licensed or registered professional, including, but not limited to, a psychiatrist, psychologist or marriage and family therapist
- b. A court order, including a temporary restraining order and injunction



4. Priority may be given to siblings of students already in attendance in that school. For all other applications for enrollment outside a school's attendance area, the Superintendent or designee shall use a random, unbiased selection process to determine who shall be admitted whenever a school receives admission requests that are in excess of the school's capacity. (Education Code 35160.5)

#### **5. Specialized Schools or Curricula**

**Any senior high school students may request to attend a school outside his/her attendance area for a specific curriculum offering that is not offered as his/her school of residence. Prerequisites may be necessary for enrollment in certain courses. Information on programs is available at each high school.**

#### **6. Bilingual Education**

**Any qualified English Learner (EL) student may apply for a transfer to a designated school with a bilingual program.**

#### **7. Special Education**

**Any student receiving special education services will follow the same enrollment options, policies and regulations established for regular education students and will be granted in accord with district enrollment priorities and based on availability of space.**

#### **8. Continuing Students**

**An elementary through senior high school student may continue at a school provided if the parent/guardian moves after the school year has already begun provided the parent/guardian submits a Transfer Application requesting to remain at that school.**

#### **9. Intradistrict Moves**

**A student who moves from one school's attendance area to another must obtain a Transfer of Pupil form from their last school of attendance prior to their enrollment in the new school of residence.**

**A student who moves during the summer after the records have been transferred from elementary to middle/junior high or middle/junior high to senior high, must obtain a Transfer of Pupil form from the high school the student would have attended had the family not moved.**

**When the parent/guardian of a student requests a Transfer of Pupil form to attend WCCUSD school, written documentation (see Verification Requirements for Resident Enrollment) must be presented to the sending school administrator before the Transfer of Pupil form is issued. The receiving school may check, also, to verify the new student's address.**

#### **10. Displaced Residents**

**A student may be re-directed to another school if there is no space available at his/her grade level at the school of residence. The student will be placed on a waiting list at his/her school of residence and may return when space becomes available. A redirected student may elect to remain at the receiving school.**

## **11. Transferees from a Detainment Facility**

**The district shall accept for credit any course work satisfactorily completed by students while detained in a juvenile court school or county or state operated institution.**

**Transfer applications must be received by March 14 for the 2009-10 school year and in subsequent years by December 30 for students entering grades 7-12 and by February 1 for students entering grades K-6. Late applications will be considered only to the extent that space is available.**

**A random, unbiased selection process will be used to select students to fill the spaces that are available and a waiting list shall be established to indicate the order in which applicants may be accepted if more openings occur.**

Enrollment decisions shall not be based on a student's academic or athletic performance, except that existing entrance criteria for specialized schools or programs may be used provided that the criteria are uniformly applied to all applicants. Academic performance may be used to determine eligibility for, or placement in, programs for gifted and talented students. (Education Code 35160.5)

**The Superintendent or designee shall inform applicants by mail as to whether their applications have been approved or denied, by March 30 for grades 7 – 12 and May 15 for grades K – 6. If the application is denied, the reasons for denial shall be stated.**

**Applicants who receive approval must confirm their enrollment within two weeks of the mailing of the notification. Failure to respond will result in the denial of the request.**

**Once a student is enrolled, they have priority for enrollment the following year. The parent or guardian of the student must, however, apply for readmission prior to February 1 for grades K – 6 and December 30 for grades 7 – 12. A student may be subject to displacement due to excessive enrollment for the following school year. However, students will not be displaced once their school year has begun. Parents must be notified if students are to be returned to their attendance area school prior to June.**

No student currently residing within a school's attendance area shall be displaced by another student transferring from outside the attendance area. (Education Code 35160.5)

Any complaints regarding the selection process shall be submitted to the Superintendent or designee in accord with the Uniform Parent Complaint Procedure.

### **Appeals**

**Transfer decisions may be appealed by sending concerns in writing to the Transfer Office. Appeals will be reviewed by the administrators with overall responsibility for the elementary and secondary division.**

## **Harmful or Dangerous Special Circumstances**

**Any decision to grant priority for attendance outside a student's current attendance area because of harmful or dangerous special circumstances may be based upon the following:**

- 1. A written statement from a representative of an appropriate state or local agency, including but not limited to a law enforcement official, social worker, or properly licensed or registered professional psychiatrist, psychologist, marriage, family and child counselor, or other professional.**
- 2. A court order, including a temporary restraining order or injunction.**

**Upon making such a finding, the Superintendent or designee may approve the student's transfer to a district school that is not at capacity and otherwise closed to transfers.**

## **Notifications**

**Notifications shall be sent to parents/guardians (i.e. parent newsletters, student handbooks) at the beginning of each school year describing all current statutory attendance options and local attendance options available in the district. Such notification shall include: (Education Code 48980)**

- 1. All options for meeting residency requirements for school attendance**
- 2. A description of the procedure for application for alternative attendance areas or programs and the appeals process available, if any, when a change of attendance is denied**
- 3. A district application form for requesting a transfer.**
- 4. The explanation of attendance options under California law as provided by the California Department of Education.**

## **Intradistrict Permits**

**To remain on an Intradistrict Agreement the student and parent must agree to the following conditions:**

- 1. The student will maintain a minimum attendance rate of 95% for each grading period. Exceptions may be granted with medical verification.**
- 2. The student will attend school on time and have no trancies or unexcused absences during the year.**
- 3. The student will maintain appropriate school behavior as outlined in the Student Handbook and Code of Conduct. If a student commits an offense that is subject to suspension under Education Code Section 48911 and District Policy 5116.1, the student may be returned to the home school at the end of the term of suspension.**

**Secondary student on an Intradistrict Agreement are expected to maintain a cumulative grade point average of 2.0 each grading period.**

Legal Reference:

EDUCATION CODE

35160.5 District policies; rules and regulations

35291 Rules

35351 Assignment of students to particular schools

48980 Notice at beginning of term

CODE OF REGULATIONS, TITLE 5

11992-11994 Definition of persistently dangerous schools

UNITED STATES CODE, TITLE 20

6316 Transfers from program improvement schools

7912 Transfers from persistently dangerous schools

CODE OF FEDERAL REGULATIONS, TITLE 34

200.36 Dissemination of information

200.37 Notice of program improvement status, option to transfer

200.39 Program improvement, transfer option

200.42 Corrective action, transfer option

200.43 Restructuring, transfer option

200.44 Public school choice, program improvement schools

200.48 Transportation funding for public school choice

COURT DECISIONS

Crawford v. Huntington Beach Union High School District, (2002) 98 Cal.App.4th 1275

ATTORNEY GENERAL OPINIONS

85 Ops.Cal.Atty.Gen. 95 (2002)

Management Resources:

U.S. DEPARTMENT OF EDUCATION GUIDANCE

Unsafe School Choice Option, May 2004

Public School Choice, February 2004

WEB SITES

CSBA: <http://www.csba.org>

California Department of Education, Unsafe School Choice Option:

<http://www.cde.ca.gov/lr/ss/se/usco.asp>

U.S. Department of Education, No Child Left Behind:: <http://www.nclb.gov>

(11/99 3/03) 11/08

Policy WEST CONTRA COSTA UNIFIED SCHOOL DISTRICT

Adopted: August 20, 2008

Modified: January 7, 2009

Richmond, California

WCCUSD  
Board Policy

**BP 5117  
Students**

Interdistrict Attendance

The Governing Board recognizes that students who reside in one district may choose to attend school in another district and that such choices are made for a variety of reasons.

The Board desires to communicate with parents/guardians and students regarding the district's educational programs and services.

Interdistrict Attendance Permits

Upon request by students' parents/guardians, the Superintendent or designee may approve interdistrict attendance permits with other districts on a case-by-case basis to meet individual student needs.

**The Superintendent or designee may approve interdistrict attendance permits for the following reasons:**

**1. To meet the child care needs of K – 8 students.**

**Such students may be allowed to continue to attend district schools only as long as they continue to use a child care provider within district boundaries.**

**2. To meet a child's special mental or physical health needs as certified by a physician, school psychologist, or other appropriate school personnel**

**3. When a student has a sibling(s) attending school in the receiving district, to avoid splitting the family's attendance**

**4. To allow a student to complete a school year when his/her parents/guardians have moved out of the district during that year**

**5. To allow students to remain with a class graduating that year from an elementary, junior, or senior high school**

**6. To let high school seniors attend the same school they attended as juniors, even if their families moved out of the district during the junior year**

**7. When the parent/guardian provides written evidence that the family will be moving into the district in the immediate future and would like the student to start the year in the district**

**8. When a student will be living out of the district for one year or less**

**9. When recommended by the School Attendance Review Board or by county child welfare, probation, or social service agency staff in documented cases of serious home or community problems which make it inadvisable for the student to attend the school of residence**

**10. When there is valid interest in a particular educational program not offered in the district of residence**

**11. To provide a change in school environment for reasons of personal and social adjustment**

**The interdistrict attendance permit shall not exceed a term of five years and shall stipulate the terms and conditions under which interdistrict attendance shall be permitted or denied. (Education Code 46600)**

The Superintendent or designee may deny interdistrict attendance permits because of overcrowding within district schools or limited district resources.

#### Interdistrict Agreements

**Interdistrict attendance agreements can be considered only when the class enrollment in the district will permit the addition of out-of-district students, and when there is no financial burden to the district. However, once the interdistrict attendance agreement is entered into, it may not be revoked during the specified period of the agreement due to district overcrowding.**

**Interdistrict requests must be submitted at the beginning of each school year, and approval will be contingent upon continued space availability in the school or district. Interdistrict agreements are for the district, not for individual school sites. West Contra Costa Unified School District students will be given a priority for enrollment in attendance area schools. Second priority shall be given to students residing within the district who apply for Open Enrollment agreements to attend other schools of choice.**

The Superintendent or designee shall notify the parents/guardians of a student who is denied interdistrict attendance regarding the process for appeal to the County Board of Education as specified in Education Code 46601. (Education Code 46601)

Students who are under consideration for expulsion or who have been expelled may not appeal interdistrict attendance denials or decisions while expulsion proceedings are pending, or during the term of the expulsion. (Education Code 46601)

All permits shall be reviewed annually. If the conditions of the permit have changed, the permit may not be renewed.

Legal Reference:

EDUCATION CODE

46600-46611 Interdistrict attendance agreements  
48204 Residency requirements for school attendance  
48300-48315 Student attendance alternatives  
48915 Expulsion; particular circumstances  
48915.1 Expelled individuals: enrollment in another district  
48918 Rules governing expulsion procedures  
48980 Notice at beginning of term  
52317 ROP, enrollment of students, interdistrict attendance

GOVERNMENT CODE

6250-6270 Public Records Act

ATTORNEY GENERAL OPINIONS

84 Ops.Cal.Atty.Gen. 198 (2001)

87 Ops.Cal.Atty.Gen. 132 (2004)

Legal Reference:

EDUCATION CODE

35160.5 District policies; rules and regulations  
35291 Rules  
35351 Assignment of students to particular schools  
48980 Notice at beginning of term

CODE OF REGULATIONS, TITLE 5

11992-11994 Definition of persistently dangerous schools

UNITED STATES CODE, TITLE 20

6316 Transfers from program improvement schools

7912 Transfers from persistently dangerous schools

CODE OF FEDERAL REGULATIONS, TITLE 34

200.36 Dissemination of information  
200.37 Notice of program improvement status, option to transfer  
200.39 Program improvement, transfer option  
200.42 Corrective action, transfer option  
200.43 Restructuring, transfer option  
200.44 Public school choice, program improvement schools  
200.48 Transportation funding for public school choice

COURT DECISIONS

Crawford v. Huntington Beach Union High School District, (2002) 98 Cal.App.4th 1275

ATTORNEY GENERAL OPINIONS  
85 Ops.Cal.Atty.Gen. 95 (2002)

Management Resources:

U.S. DEPARTMENT OF EDUCATION GUIDANCE

Public School Choice, December 4, 2002

Unsafe School Choice Option, July 23, 2002

WEB SITES

CSBA: <http://www.csba.org>

CDE: <http://www.cde.ca.gov>

U.S. Department of Education: <http://www.ed.gov>

(10/95 11/99) 3/03

Policy WEST CONTRA COSTA UNIFIED SCHOOL DISTRICT

Adopted: August 20, 2008

Modified: January 7, 2009

Richmond, California



WEST CONTRA COSTA UNIFIED SCHOOL DISTRICT  
1108 Bissell Avenue  
Richmond, California 94801-3135  
Office of Superintendent of Schools

**ITEM REQUIRING ATTENTION---BOARD OF EDUCATION**

**To:** Board of Education

**Meeting Date:** January 7, 2009

**From:** Sheri Gamba, Associate Superintendent  
Business Services

**Agenda Item:** E.4

**Subject:** Presentation of the 2007-08 Audit Report by Perry-Smith, LLP

**Background Information:** Steven Westcoatt, Partner and Chief Administrative Officer of Perry-Smith LLP, will present their independent audit report of the West Contra Costa Unified School District's financial position, internal control, and federal and state compliance for the year ended June 30, 2008.

**Recommendation:** Staff recommends acceptance of the audit report.

The 2007-08 Audit Report is posted on the WCCUSD web site and a copy is at the front counter at 1108 Bissell Avenue, Richmond, CA.

Delivered under separate cover.

Fiscal Impact: None.

DISPOSITION BY BOARD OF EDUCATION

Motion by: \_\_\_\_\_ Seconded by: \_\_\_\_\_

Approved \_\_\_\_\_ Not Approved \_\_\_\_\_ Tabled \_\_\_\_\_

WEST CONTRA COSTA UNIFIED SCHOOL DISTRICT  
1108 Bissell Avenue  
Richmond, California 94801-3135  
Office of Superintendent of Schools

**ITEM REQUIRING ATTENTION----BOARD OF EDUCATION**

---

**To:** Board of Education **Meeting Date:** January 7, 2009  
**From:** Bruce Harter **Agenda Item:** E.5  
Superintendent  
**Subject:** California School Board Association (CSBA) Appointment for Delegate Assembly with the term beginning when the appointee has been notified of his/her appointment by the District through March 2011

**Background Information:** According to the California School Board Association (CSBA) Bylaws and Standing Rules, West Contra Costa Unified School District is entitled to elect one CSBA Delegate and appoint one CSBA Delegate. At this time we are calling for the appointment of a Board of Education Member to be appointed to the CSBA Delegation.

**Recommendation:** That the Board approve one member to serve as CSBA Delegate through March 2011.

**Fiscal Impact:** None

DISPOSITION BY BOARD OF EDUCATION		
Motion by: _____	Seconded by: _____	
Approved _____	Not Approved _____	Tabled _____



**Board ACTION Required – Please deliver to all members of the governing board.**

November 6, 2008

**MEMORANDUM**

**TO:** Superintendents and Board Presidents – CSBA Member Boards of Education eligible to appoint board members to CSBA’s Delegate Assembly

**FROM:** Paul Chatman, President

**SUBJECT:** Appointments to CSBA Delegate Assembly

---

According to CSBA’s Bylaws and Standing Rules, **in addition to nominating and electing board members in your region or subregion to serve on CSBA’s Delegate Assembly** (call for nominations were mailed on October 31), your board is entitled to **appoint** representatives to CSBA’s Delegate Assembly for a term beginning April 1, 2009 through March 31, 2011. A list of the appointed Delegates and their terms are attached. Please review this document and if your Delegate’s term expires in 2009, complete the enclosed appointment form. This form and the appointed Delegate’s biographical sketch (enclosed) and an optional résumé must be sent or faxed to CSBA no later than **Friday, February 27, 2009**.

There are two Delegate Assembly meetings each year, one in May prior to CSBA’s Legislative Action Conference in Sacramento and one preceding the CSBA Annual Education Conference in November/December. In accordance with CSBA Bylaws, CSBA does not pay the travel expenses associated with Delegate Assembly meetings. Districts and county associations often cover or offer supplemental help with expenses.

For further information about the Delegate Assembly, please contact Charlyn Tuter in the Administration department at (800) 266-3382.

**Enclosures**

- Appointment Form
- Biographical Sketch Form
- List of all Appointed Delegates
- Delegate Assembly Flyer

## APPOINTED DELEGATES WHOSE TERM EXPIRES IN 2009

Below are the names of appointed Delegates. **Delegates whose term expires in 2009 are in bold.** Each board must submit a letter or the attached form either appointing a new board member to serve as a CSBA Delegate or reappointing the current board member listed below. The letter or form is **due by Friday, February 27, 2009**; it may be mailed or faxed to 916.371.3407, attention Charlyn Tuter.

REGION/SUBREGION COUNTY	DISTRICT APPOINTED DELEGATES	NAME
Region/Subregion 5A County: San Francisco	District: San Francisco USD Appointed Delegates: 3	(10) Kim-Shree Maufas <b>(09) Eric Mar</b> <b>(09) Norman Yee</b>
Region/Subregion 6B County: Sacramento	District: Elk Grove USD Appointed Delegates: 2	(10) Pollyanna Cooper-LeVangie <b>(09) Jeanette Amavisca</b>
	District: Sacramento City USD Appointed Delegates: 2	(10) Ellyne Bell <b>(09) Roy Grimes</b>
	District: San Juan USD Appointed Delegates: 2	(10) Lucinda E. Luttgen <b>(09) Richard Launey</b>
Region/Subregion 7A County: Contra Costa	District: Mt. Diablo USD Appointed Delegates: 2	(10) Gary Eberhart <b>(09) Richard Allen</b>
	District: West Contra Costa USD Appointed Delegates: 1	<b>(09) Charles T. Ramsey</b>
Region/Subregion 7B County: Alameda	District: Fremont USD Appointed Delegates: 1	<b>(09) Lara York</b>
	District: Oakland USD Appointed Delegates: 2	(10) Vacant <b>(09) Alice Spearman</b>
Region/Subregion 8A County: San Joaquin	District: Stockton USD Appointed Delegates: 2	(10) Sarah Bowden <b>(09) Beverly Fitch McCarthy</b>
Region/Subregion 8C County: Stanislaus	District: Modesto City Schools Appointed Delegates: 1	<b>(09) Kimberly Spina</b>
Region/Subregion 10B County: Fresno	District: Clovis USD Appointed Delegates: 1	<b>(09) Brian D. Heryford</b>
	District: Fresno USD Appointed Delegates: 2	(10) Carol Mills <b>(09) Valerie Davis</b>
Region/Subregion 12B County: Kern	District: Kern Union HSD Appointed Delegates: 1	<b>(09) Bob J. Hampton</b>
Region 15 County: Orange	District: Anaheim Union HSD Appointed Delegates: 1	<b>(09) Thomas Holguin</b>
	District: Capistrano USD Appointed Delegates: 2	(10) Anna Bryson <b>(09) Ken Maddox</b>
	District: Garden Grove USD Appointed Delegates: 2	(10) Kim Oanh Nguyen-Lam <b>(09) Trung Nguyen</b>
	District: Orange USD Appointed Delegates: 1	(10) Kathryn Moffat

\*

	District: Saddleback Valley USD Appointed Delegates: 2	(10) Don Sedgwick (09) Ginny Aitkens
<b>REGION/SUBREGION COUNTY</b>	<b>DISTRICT APPOINTED DELEGATES</b>	<b>NAME</b>
Region 15 County: Orange	<i>COUNTY DELEGATE</i> County: Orange COE Appointed Delegates: 1	(09) John Bedell
Region/Subregion 16B County: San Bernardino	District: Chino Valley USD Appointed Delegates: 1	(09) William J. Klein
	District: Fontana USD Appointed Delegates: 2	(10) Larry J. Clark (09) Laura Abernathy-Mancha
	District: San Bernardino City USD Appointed Delegates: 2	(10) Lynda Savage (09) Teresa Parra
Region 17 County: San Diego	District: Poway USD Appointed Delegates: 1	(09) Penny Ranftle
	District: San Diego USD Appointed Delegates: 3	(09) Mitz S. Lee (09) John de Beck (10) Shelia Jackson
	District: Sweetwater Un. HSD Appointed Delegates: 2	(10) Pearl Quiñones (09) Arlie Ricasa
	<i>COUNTY DELEGATE</i> County: San Diego COE Appointed Delegates: 1	(09) Susan L. Hartley
Region/Subregion 18A County: Riverside	District: Corona-Norco USD Appointed Delegates: 2	(10) Cathy L. Sciortino (09) Maggie Little
	District: Moreno Valley USD Appointed Delegates: 1	(09) Jacqueline Ashe
	District: Riverside USD Appointed Delegates: 2	(10) Tom Hunt (09) Kathy Y. Allavie
Region 20	District: San Jose USD Appointed Delegates: 1	(09) Leslie Reynolds
	<i>COUNTY DELEGATE</i> County: Santa Clara COE Appointed Delegates: 1	(10) Leon Beauchman
Region/Subregion 23B	District: Hacienda La Puente USD Appointed Delegates: 1	(09) Norman Hsu
	District: Montebello USD Appointed Delegates: 2	(10) Gerri Guzman (09) Marcella Calderon
Region/Subregion 23C	District: Pomona USD Appointed Delegates: 2	(10) John J. Avila (09) Richard Rodriguez
Region 24	District: Compton USD Appointed Delegates: 1	(09) Emma Sharif

District: Long Beach USD  
Appointed Delegates: 2

(10) Jon Meyer  
**(09) Felton Williams**





## 2009 Delegate Appointment Form

CSBA Region/subregion # \_\_\_\_ / \_\_\_\_

The Board of Education of the \_\_\_\_\_  
(School District name)

wishes to appoint: \_\_\_\_\_  
(Name)

to the CSBA Delegate Assembly for a two-year term beginning April 1, 2009 through  
March 31, 2011.

- Attached is the nominee's required completed one-page  
biographical sketch and optional one-page, single-sided, résumé

\_\_\_\_\_  
Board Clerk or Board Secretary (*signed*)

\_\_\_\_\_  
Date

\_\_\_\_\_  
Board Clerk or Board Secretary (*printed*)

### PLEASE NOTE:

The appointment and biographical sketch form must be faxed or U.S.  
postmarked no later than **Friday, February 27, 2009**. Any questions,  
please contact Charlyn Tuter at (800) 266-3382.

### ***Return nomination to:***

California School Boards Association  
3100 Beacon Blvd., P.O. Box 1660 | West Sacramento, CA 95691-1660  
(916) 371-4691 (800) 266-3382 | Fax: (916) 371-3407 or (916) 669-3305 | [www.csba.org](http://www.csba.org)



# Providing Leadership for California's School Districts and County Offices of Education

## ABOUT THE DELEGATE ASSEMBLY

CSBA's Delegate Assembly is a vital link in the Association's governance structure. The Delegate Assembly sets the general policy direction for the Association. Working with local districts, county offices, the Board of Directors and Executive Committee, Delegates ensure that the Association reflects the interests of school districts and county offices of education throughout the state.

The Delegate Assembly is made up of approximately 270+ Delegates who are elected by local board members in 21 geographic regions throughout the state. Some geographic regions have been further divided into subregions. Ex-officio members of the Delegate Assembly with all privileges of membership include members of CSBA's Board of Directors, past presidents of CSBA and the immediate past

president of the California County Boards of Education (CCBE).

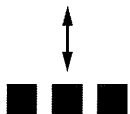
Delegates serve two-year terms beginning April 1. They meet twice a year to conduct business, and may also meet with the other Delegates and the Director within their region. Furthermore, they participate in CSBA events and they maintain contact with local boards in their region.

### CSBA GOVERNANCE

Delegates and Directors are CSBA's key governance links. They enable the Association to serve California's more than 1,000 school districts and county offices of education and its more than 5,000 locally elected school board members.



**1,000+ School Districts and County Offices of Education with 5,000+ School and County Board Members**  
(Divided into geographic regions)



**Delegate Assembly**  
(270+ Delegates elected by local boards in each CSBA region)

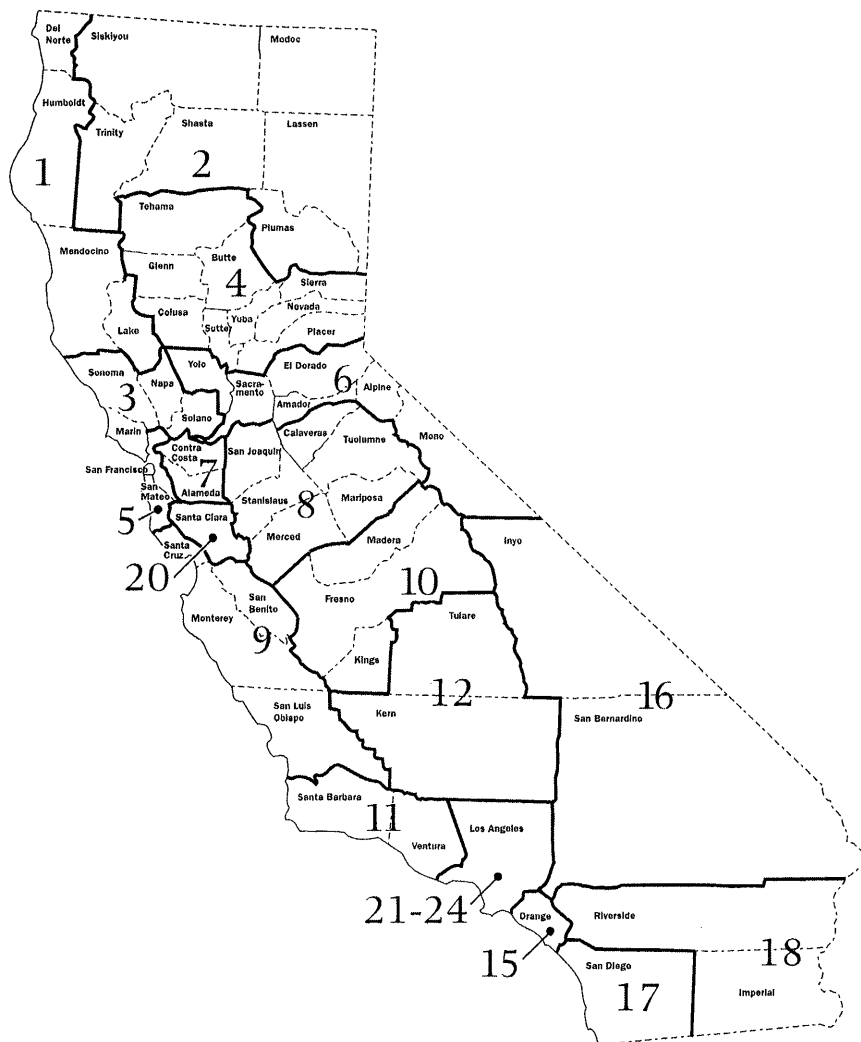


**Board of Directors**  
(26 Directors elected by the Delegate Assembly)



**Executive Committee**  
(4 officers elected by the Delegate Assembly, plus the Executive Director)

### CSBA GEOGRAPHIC REGION MAP



(continued)



---

## BECOMING A DELEGATE

---

### QUALIFICATIONS

To be eligible to serve on CSBA's Delegate Assembly, a board member must:

- be a trustee of a district or county office of education that is a current member of CSBA; and
- be a trustee of a district or county office of education within the geographic region or subregion which the Delegate will represent.

### TERM OF OFFICE

The term of office for each Delegate is two years and begins on April 1. Within each region, approximately half of the Delegates are elected in even-numbered years and half in odd-numbered years.

### APPOINTMENTS TO THE DELEGATE ASSEMBLY

Districts with an ADA of 30,000–39,999 may appoint one Delegate. Additional appointments may be made as follows:

40,000–99,999 ADA:  
two Delegate seats

100,000–299,999 ADA:  
three Delegate seats

300,000 ADA or higher:  
seven Delegate seats

These districts also may participate in the nomination and selection of the other Delegates from that region or subregion.

---

## ROLES AND RESPONSIBILITIES OF DELEGATES

---

Delegates set the general policy direction and fulfill a critical governance role within the Association. They communicate the interests of local boards to CSBA's Board of Directors, Executive Committee and staff. Delegates give policy and legislative direction through the adoption of the Policy Platform every two years and the adoption of other policy statements as needed. They also speak on issues and provide direct advocacy on behalf of the Association.

Delegates play an important communications and support role within their region. They also elect the Association's officers and Board of Directors. The authority and primary duties of Delegates are contained in the CSBA Bylaws.

---

## NOMINATIONS AND ELECTIONS

---

### NOMINATIONS

Nominations for Delegate Assembly seats are made each year between the last Friday in October and January 7.

A board member must be formally nominated by a board in the region or subregion and may be nominated by his or her own district or county office. The nomination is an action that is taken in a public board meeting and requires a majority vote. A board may nominate as many individuals as it wishes. Nominees must sign a confirmation that they are willing to serve. *It is critical that nominations and biographical sketch forms be delivered to the CSBA office, faxed or postmarked on or before January 7; late nominations and biographical sketch forms will not be accepted.*

### ELECTIONS

Ballots are mailed by February 1 to each district or county board within the region or subregion which has a vacancy. Ballots must be delivered to the CSBA office or postmarked by March 15 in order to be accepted. Ballots may not be faxed.

Voting for Delegates is an action of the entire board rather than individual board members; therefore, it is done at a public meeting and requires a majority vote. Each board may vote for as many persons as there

are positions to be filled within the region or subregion. The ballot will indicate how many positions are available. For example, if the terms of four Delegates are expiring, each board may vote for up to four persons. County boards vote only for the county seat within the region.

### TIMELINE FOR DELEGATE ELECTIONS

Last Friday in October–Jan. 7	Nominations and biographical sketches are submitted by local boards.
Feb. 1–March 15	Local boards vote and return ballots to CSBA.
April 30	Closing date for any run-off election held in regions or subregions with a tie vote.
By May 11	Final results are distributed to the CSBA membership.
May Delegate Assembly	Seating of new Delegates.

### DELEGATES' ROLES AND RESPONSIBILITIES

Primary responsibilities of Delegates include:

- providing a link to other public officials at the local, state and national levels;
- providing a communications link between local board members and the regional Director;
- attending all Delegate Assembly meetings;
- adopting the Policy Platform which guides the Association's policy and political leadership activities;
- as needed, adopting policies and positions to supplement the Platform;
- providing testimony and input on critical issues;
- electing the officers, Board of Directors and Nominating Committee members;
- adopting the Association's Bylaws;
- serving on committees, task forces and focus groups; and
- supporting the Association's activities and events.



West Contra Costa Unified School District  
1108 Bissell Avenue  
Richmond, California 94801  
Office of the Superintendent

**ITEM REQUIRING ATTENTION---BOARD OF EDUCATION**

---

**To:** Board of Education **Meeting Date:** January 7, 2009  
**From:** Bill Fay **Agenda Item:** F.1  
Associate Superintendent for Operations  
**Subject:** Status Reports – Facilities Planning and Construction

**Background Information:**

The following are provided for review of Facilities Planning and Construction in the District's Bond Program and for information regarding individual projects:

- Engineering Officer's Report—Verbal Presentation
- Construction Status Reports—Current Construction Projects

**Recommendation:** For information only

**Fiscal Impact:** None

DISPOSITION BY BOARD OF EDUCATION

Motion by: \_\_\_\_\_ Seconded by: \_\_\_\_\_  
Approved \_\_\_\_\_ Not Approved \_\_\_\_\_ Tabled \_\_\_\_\_

# PROJECT STATUS REPORT

De Anza High School - New Field Houses

Period Ending: 12/17/2008

**Scope:** New Field Houses

**Construction Status:**

Architect: Deems Lewis Mckinley Architects  
 Project Manager: Jose Chapa, SGI Construction Management  
 Project Engineer: Herman Blackmon Jr., Amanco, Inc.  
 Contractor: Bollo Construction Inc.  
 Inspector: Mark Eriksen

**Contract Status:**

Notice to Proceed:	3/3/2008		
		<b>Original</b>	<b>Approved</b>
Construction Schedule (days):	270		<b>Projected</b>
Original Completion Date:	11/28/2008		
Projected Completion:	1/16/2009		

**Buildings:**

Field House Buildings A & B.

**Progress This Period:**

- Building up brick veneer wall - ongoing.
- Painting exterior walls - ongoing.
- Installed acoustic ceiling panels.
- Set finish for plumbing.
- Installed toilet accessories.
- Installed lockers.
- Floated and tiled bathroom floors.
- Applied Stucco on Walls.

**Anticipated Progress Next Period:**

- Install fire sprinklers.
- Install locker tops.
- Trim out windows.
- Install benches.
- Connect Underground Tie-Ins.
- Install rain leaders.
- Build up Brick Veneer Exterior Wall.
- Install PIV.
- Install Fencing.
- Install Phone Line.
- Create Punchlist.

**Schedule Assessment/Update:**

Construction Duration (Calendar Days):	270
Construction Calendar Days Elapsed:	289
Construction Calendar Days Remaining:	-19
Percent of Contract Calendar Days Elapsed:	107%
Percent of Construction Completed:	50%

<b>Percentage of Work Done</b>	<b>89%</b>	<b>Total Project</b>
--------------------------------	------------	----------------------

**Proposed Changes:**

**General Comment:**

Progress Photos: 12/17/2008



Installing Window Trim



Brick Installation on Columns



Ceiling Work

# PROJECT STATUS REPORT

De Anza High School - Utilities, Gym, Demo and Site Work

Period Ending: 12/17/2008

**Scope:** Utilities, Gymnasium, Demo and Site Work

**Construction Status:**

Architect: DLM Architects  
 Project Manager: Jose Chapa, SGI Construction Management  
 Project Engineer: Marc Alojepan/Rod Sias, SGI Construction Management  
 Contractor: Bay Cities Paving and Grading  
 Inspector: Mark Eriksen

**Contract Status:**

Notice to Proceed:	6/30/2008		
		<b>Original</b>	<b>Approved</b>
Construction Schedule (days):	180		<b>Projected</b>
Original Completion Date:	01/26/2009		
Projected Completion:	01/26/2009		

**Buildings:**

Gymnasium  
 Boiler Room  
 Portables

**Progress This Period:**

- Storm Drain/Sewer/Water Installation
- Retention Pond
- Rough Grading
- Additional Lighting for Existing Building

**Anticipated Progress Next Period:**

- Additional Parking Lot Striping
- Storm Drain/Sewer/Water Installation Progress
- Rough Grading In Progress

**Schedule Assessment/Update:**

Construction Duration (Calendar Days):	180
Construction Calendar Days Elapsed:	163
Construction Calendar Days Remaining:	17
Percent of Contract Calendar Days Elapsed:	90%
Percent of Construction Completed:	85%

**Percentage of Work Done**

85%

**Total Project**

**Proposed Changes:**

- None

**General Comment:**

Progress Photos: 12/17/2008



Site Rough Grading



Storm Drain Installation



Retention Pond

# PROJECT STATUS REPORT

## Dover Elementary School - New Construction

### Period Ending: 12/17/2008

**Scope:** Demo

**Construction Status:**

Architect: HY Architects  
 Project Manager: Jose Chapa, SGI Construction Management  
 Project Engineer: Marc Alojepan/Rod Sias, SGI Construction Management  
 Contractor: Evans Brothers  
 Inspector: A.J. Washington

**Contract Status:**

Notice to Proceed: 08/04/2008

	Original	Approved	Projected
Construction Schedule (days):	122		
Original Completion Date:	12/04/08		
Projected Completion:	12/04/08		

**Buildings:**

Storage Building  
 Portable

**Progress This Period:**

- Removal of AC Paving
- Off-Haul Export
- Rough Grading of Site
- Installation of Stabilized Entrance
- Installation of Haul Road
- Scarification of Wet Soil

**Anticipated Progress Next Period:**

- Compaction Test for Building Pad Location
- Sealing of Building Pad Location
- Site Drainage
- Import of Additional Non-Expansive Soil
- Removal of Remaining Asphalt

**Schedule Assessment/Update:**

Construction Duration (Calendar Days):	122
Construction Calendar Days Elapsed:	135
Construction Calendar Days Remaining:	-13
Percent of Contract Calendar Days Elapsed:	110%
Percent of Construction Completed:	95%

**Percentage of Work Done**

**Total Project**

Site Demolition	100%
Site Clearing	100%
Import and Off Haul Soil	75%
Site Utilities & Drainage	5%

**Proposed Changes:**

- Additional Drainage for Drop-Off Area
- Proposed Import of Additional Non-Expansive Soil
- Future Installation of Site Drain Inlet

**General Comment:**

- 3 Weeks Scarification Process for Wet-Soil Condition

Progress Photos: 12/17/2008



**Stabilized Entrance**



**Soil Scarification**



**Site Rough Grading**

# PROJECT STATUS REPORT

## Downer Elementary School - New Construction

### Period Ending: 12/17/2008

**Scope:** New Construction and Demolition of Existing Facilities.

**Construction Status:**

Architect: Bunton Clifford Associates, Inc.  
 Project Manager: Jose Chapa, SGI Construction Management  
 Project Engineer: Marc Alojopan/Rod Sias, SGI Construction Management  
 Contractor: West Bay Builders Inc.  
 Inspector: Mark Eriksen

**Contract Status:**

Notice to Proceed:	5/4/2006		
		<b>Original</b>	<b>Approved</b>
Construction Schedule (days):	840		<b>Projected</b>
Original Completion Date:	8/6/08		
Projected Completion:	11/5/2008		

**Buildings:**

Building A : Classrooms  
 Building B : Classrooms, Library  
 Building C: Gymnasium/Multipurpose Room  
                   Administration, Cafeteria and Kitchen  
 Site Work: Hardscape, Landscape and Irrigation  
 Demolition: Phase III

**Progress This Period:**

- Completion of Concrete Paving for Walkway and Plaza
- Continuation of Ornamental and Chain-Link Fencing Installation and Site Lighting
- Completion of Sidewalk Replacement
- Completion of Asphalt Paving for Parking Lot and Play Yard
- Completion of CMU Wall
- Completion of Driveway Approach
- Continuation of Landscaping

**Anticipated Progress Next Period:**

- Continuation of Ornamental and Chain-Link Fencing Installation
- Continuation of Site Lighting Installation
- Continuation of Landscaping
- Continuation of Asphalt Striping for Site Parking

**Schedule Assessment/Update:**

Construction Duration (Calendar Days):	874
Construction Calendar Days Elapsed:	855
Construction Calendar Days Remaining:	19
Percent of Contract Calendar Days Elapsed:	97%
Percent of Construction Completed:	98%

<b>Percentage of Work Done</b>	<b>92%</b>	<b>Total Project</b>
--------------------------------	------------	----------------------

Building Construction	Phase II	100%
Site Work Phase	Phase II	100%
Demolition	Phase III	100%
HAZ- MAT Abatement	Phase III	100%
Site Work Phase	Phase III	94%

**Proposed Changes:**

- Sidewalk Replacement requested by City of San Pablo.

**General Comment:**

- None.

Progress Photos: 12/17/2008



**Completion of CMU Wall and Asphalt Parking Lot**



**Completion of Concrete Paving and Installation of Fencing**



**Completion of Sidewalk Installation**

# PROJECT STATUS REPORT

El Cerrito High School  
Period Ending: 12/16/2008

**Scope:** Phase 1, Five Buildings - Classrooms, Laboratories, Computer Laboratories, Athletics, Food Service, Arts & Ceramics, Auto Shop & Welding

**Construction Status:**

Architect: Ike Ofodu, Jackie Bassman, WLC Architects  
Project Manager: Lew Brower, SGI Construction Management  
Project Engineer: Aryan Heydari, SGI Construction Management  
Contractor: Tom Kennon, Dave Piper, Lathrop Construction, Inc.  
Inspector: Kris Gilbert, A. J. Washington

**Contract Status:**

Notice to Proceed:	9/18/06		
	<b>Original</b>	<b>Approved</b>	<b>Projected</b>
Construction Schedule (days):	780	0	0
Original Completion Date:	11/6/2008		
Projected Completion:	11/6/2008		

**Buildings:**

Sitework	Perimeter Subdrainage; Underground Utilities
Buildings B & C	Classroom & Laboratory Buildings
Building D	Classroom & Computer Laboratory Building
Building E	Food Service & Athletic Building
Building F	Art & Ceramic and Auto & Welding Shop Building
Site Development	Hardscape; Landscape; Irrigation

**Progress This Period:**

- Build B - Classrooms Substantially Complete 10/2/08. FF&E Fit-Up nears completion. Corridors Substantially Complete 11/17/08.
- Build C - Classrooms Substantially Complete 10/20/08. FF&E Fit-Up nears completion. Corridors Substantially Complete 12/1/08.
- Build D - Classrooms Substantially Complete 10/13/08. FF&E Fit-Up nears completion. Corridors Substantially Complete 12/1/08.
- Build E - Athletic Facilities Substantially Complete & BOD on 9/5/08.
- Build E - Food Service Facilities Substantially Complete on 11/10/08. FF&E Fit-Up nears completion. Health Department Certification 12/11/08.
- Build F - Substantially Complete 12/1/08. FF&E Fit-Up nears completion.
- Site Work/Development - Central Campus Concrete Detailing continues. Hardscape, Landscape & Irrigation is well advanced in all areas.

**Anticipated Progress Next Period:**

- Perform Move from Temporary High School to New High School.
- Complete all FF&E Fit-Up in all Phase facilities.
- Continue Punchlist Resolution.
- Site Work/Development - Attain essential completion of all Hardscape, Landscape & Irrigation and commence Inspections to commence the Plant Establishment and Maintenance Period.

**Schedule Assessment/Update:**

Construction Duration (Calendar Days):	780
Construction Calendar Days Elapsed:	814
Construction Calendar Days Remaining:	-34
Percent of Contract Calendar Days Elapsed:	104%
Percent of Construction Completed:	98%

**Percentage of Work Done**

**Total Project**

Site Work	99%
Building B	99%
Building C	98%
Building D	99%
Building E	99%
Building F	99%
Site Development	97%

**Proposed Changes:**

Miscellaneous issues resulting from AOR issued ASI's & GC RFI Process.

**General Comment:**

- The Athletic Facilities in Building E opened on September 5, 2008.
- The new High School is scheduled to open on January 5, 2009.

Progress Photos: 12/16/2008



Building F - Art Studio Essentially Complete



Commemorative Brick Wall Nears Completion



Campus Gateway @ Ashbury Nears Completion

# PROJECT STATUS REPORT

El Cerrito High School  
Period Ending: 12/16/2008

**Scope:** Phase 2, One Building - 600 Seat Theater with Orchestra Pit, School Administration, Library, Music, Drama, Tech Futures

**Construction Status:**

Architect: Ike Ofodu, Jackie Bassman, WLC Architects  
Project Manager: Lew Brower, SGI Construction Management  
Project Engineer: Aryan Heydari, SGI Construction Management  
Contractor: Tom Kennon, Dave Piper, Lathrop Construction, Inc.  
Inspector: Kris Gilbert, A. J. Washington

**Contract Status:**

Notice to Proceed: 4/23/2007

	Original	Approved	Projected
Construction Schedule (days):	720	0	0
Original Completion Date:	12/12/2007		
Projected Completion:	1/5/2009		

**Buildings:**

Building A	Site Preparation & Foundation
Building A	Structural - Framing, Decking, Fire-Proofing, Slabs
Building A	Building Envelope
Building A	Utility Rough-Ins
Building A	Interior Building Construction
Building A	Building Finishes
Site Development	Hardscape; Landscape; Irrigation

**Progress This Period:**

- Utility Rough-Ins and General Construction nears completion.
- Sheetrock construction and Elevator Construction essentially complete.
- Painting, Ceilings, Casework and Flooring nears completion.
- Theater Seating and Rigging nears completion and Orchestra Pit Lift nears completion.
- Many Classrooms and Offices are essentially complete.
- Fit-Up of FF&E is well advanced.

**Anticipated Progress Next Period:**

- Attain Substantial Completion of all Facilities except the Theater.
- Progress all aspects of construction of the Theater to near completion.
- Commence Punchlist resolution.

**Schedule Assessment/Update:**

Construction Duration (Calendar Days):	720
Construction Calendar Days Elapsed:	603
Construction Calendar Days Remaining:	117
Percent of Contract Calendar Days Elapsed:	83%
Percent of Construction Completed:	93%

**Percentage of Work Done**

**Total Project**

Site Preparation & Foundation	98%
Structural	100%
Building Envelope	99%
Interior Building Construction	97%
Building Finishes	93%
Hardscape; Landscape; Irrigation	80%

**Proposed Changes:**

Miscellaneous changes resulting from AOR issued ASI's and GC RFI Process.

**General Comment:**

- The new Building to open, except for the Theater, on January 5, 2009.
- The Theater to open at the end of January, 2009.

Progress Photos: 12/16/2008



Main Entry to Rotunda Lobby Nears Completion



2nd Floor Rotunda Balcony Nears Completion



Health Clinic Offices Essentially Complete



# PROJECT STATUS REPORT

Ford Elementary School - Transitional Housing Project @ Downer

Period Ending: 12/17/2008

**Scope:** Transitional Housing Project @ Downer ES

**Construction Status:**

Architect: Sally Swanson Architects  
 Project Manager: Jose Chapa, SGI Construction Management  
 Project Engineer: Marc Alojegan/Rod Sias, SGI Construction Management  
 Contractor: Bay Cities Paving and Grading  
 Inspector: Mark Eriksen

**Contract Status:**

Notice to Proceed: 10/08/2008

	Original	Approved	Projected
Construction Schedule (days):	90		
Original Completion Date:	1/5/2009		
Projected Completion:	1/5/2009		

**Buildings:**

Modular Units Transitional Housing Project-Ford Elementary

**Progress This Period:**

- Installation of Underground Utilities
- Installation of Electrical and HVAC Infrastructure
- Modular Unit Interior Work
- Installation of Modular Unit Exterior Ramps
- Installation of Asphalt and Concrete Pavement

**Anticipated Progress Next Period:**

- Installation of Exterior Site Lighting
- Installation of Site Fencing
- Modular Unit Interior Work (Replacement of Broken Windows/Screens, Carpet Cleaning)
- Installation of Electrical and Switch Gear Installation

**Schedule Assessment/Update:**

Construction Duration (Calendar Days):	90
Construction Calendar Days Elapsed:	71
Construction Calendar Days Remaining:	19
Percent of Contract Calendar Days Elapsed:	78%
Percent of Construction Completed:	60%

**Percentage of Work Done**

**Total Project**

Underground Utilities	98%%
Electrical/HVAC Infrastructure	80%
Asphalt/Concrete Pavement	100%
Modular Placement	98%%
Exterior Site Lighting	60%%
Site Fencing	20%

**Proposed Changes:**

- Storm Drain Connection from Sanford Ave.

**General Comment:**

- None

Progress Photos: 12/17/2008



Installation of Modular Units



Installation of Asphalt and Concrete Pavement



Installation of Electrical and HVAC Infrastructure

# PROJECT STATUS REPORT

Helms Middle School - New Construction

Period Ending: 12/16/2008

**Scope:** New Construction and Demolition of existing facilities.

**Construction Status:**

Architect: Baker Vilar Architects  
 Project Manager: Elena Comrie, SGI Construction Management  
 Project Engineer:  
 Contractor: West Bay Builders Inc.  
 Inspector: Kory Gilbert

**Contract Status:**

Notice to Proceed: 04/09/2007

	Original	Approved	Projected
Construction Schedule (days):	780	0	0
Original Completion Date:	05/28/2009		
Projected Completion:	07/28/2009		

**Buildings:**

Building G                      Gymnasium  
 Building MC                    Media Center  
 Building A                      Administration  
 Building M                      Multi-purpose Room  
 Building C                      Classrooms

**Progress This Period:**

- Installation of Exterior Drywall at Bldgs. C1, C2.
- Installation of Roof-Plywood & Sheathing @ C1, C2.
- Framing & installation of Exterior Drywall, Roof-Plywood at Bldg. G, MCA
- Installation of Metal Roof Decking @ Bldg. M.
- Installation Mech./Elec./Plumb Rough In @ C1, C2, A, & G, M.
- Construction of east CMU Wall

**Anticipated Progress Next Period:**

- Continue to install Ext & Int Drywall, Windows & Roofing at Bldgs. C1, C2.
- Install Lath & Plaster at Bldg C1, C2
- Continue to Install Roofing, Poured-in-Place Slab, Metal Stud Framing at Bldg M
- Continue to install Ext & Int Metal Stud Framing @ Bldg G, MCA
- Install Metal Deck Floors, MEP Rough-In & Inserts @ Bldg C3.

**Schedule Assessment/Update:**

Construction Duration (Calendar Days):	780
Construction Calendar Days Elapsed:	560
Construction Calendar Days Remaining:	220
Percent of Contract Calendar Days Elapsed:	71%
Percent of Construction Completed:	55%

**Percentage of Work Done**

**Total Project**

Import and Off Haul Soil	80%
A, C1, C2, C3, G, MC, M Footings	100%
Structural Steel C Buildings	95%
Sanitary Sewer Installation	90%
Storm Drain Installation	85%
Mechanical Rough-In Bldgs.	70%
Electrical Rough -In Bldgs. C, G	77%
Plumbing Rough-In A,C, M, MC, G	75%

**Proposed Changes:**

**General Comment:**

Progress Photos: 12/16/2008



Exterior Drywall & Window Installation @ C1, C2.



Framing & Roof-Plywood & Sheathing @ Bldg. G, MCA



Metal Roof Decking @ Bldg. M

# PROJECT STATUS REPORT

## King Elementary School - Site Work

Period Ending: 12/16/2008

**Scope:** Site Work and Interim Playground

**Construction Status:**

Architect: Kevin Chapin, Quattrocchi Kwok Architects  
 Project Manager: Alaric Robinson, Don Todd Associates  
 Project Engineer: Eddie Law, Don Todd Associates  
 Contractor: Bay Cities Paving & Grading  
 Inspector: Steve Cayson

**Contract Status:**

Notice to Proceed:	09/15/2008		
		<b>Original</b>	<b>Approved</b>
Construction Schedule (days):	120		
Original Completion Date:	01/13/2009		
Projected Completion:	01/13/2009		

**Buildings:**

Increment 1 Site Demolition and Interim Playground Installation

**Progress This Period:**

Items Completed:

- Relocation of portable building
- Demolition and removal of asphalt concrete and base
- Rough grading
- Placement of erosion control
- Removal of trees

**Anticipated Progress Next Period:**

- Off haul stockpile
- Lime treatment of building pad
- Placement of base and AC paving of parking lot
- Punchlist and closeout documents

**Schedule Assessment/Update:**

Construction Duration (Calendar Days):	120
Construction Calendar Days Elapsed:	92
Construction Calendar Days Remaining:	28
Percent of Contract Calendar Days Elapsed:	76%
Percent of Construction Completed:	65%

**Percentage of Work Done 65% Total Project**

**Proposed Changes:**

T&M work on removal and disposal of old and unused furniture left by end users in the Community Building.

**General Comment:**

Project is within budget. A potential schedule delay due to weather. All work is being done per plans and specifications.

Progress Photos: 12/16/2008



**Demolition & Removal of AC and Rough Grading**



**Relocation of Portable Building**



**Erosion Control**

# PROJECT STATUS REPORT

## Leadership Public School Temporary Campus - Modernization

Period Ending: 12/16/2008

**Scope:** Temporary Campus

**Construction Status:**

Architect: Interactive Resources  
 Project Manager: Gale Rossi, Van Pelt Construction  
 Project Engineer:  
 Contractor: Bay Cities Paving and Grading  
 Inspector: Steve Cayson

**Contract Status:**

Notice to Proceed:	10/01/08		
		<b>Original</b>	<b>Approved</b>
Construction Schedule (days):	88		<b>Projected</b>
Original Completion Date:	12/28/2008		
Projected Completion:	12/28/2008		

**Buildings:**

**Progress This Period:**

Power Poles installed and overhead power and low voltage completed. Underground utilities complete. Demo classroom done, all abatement work completed. installed switchgear, Installation of casework and new HVAC units in place. Driveways poured, Breezeway 90 % complete, Site furnishings started.

**Anticipated Progress Next Period:**

Complete breezeway, test fire alarm and security, clean up of interiors in classrooms, complete installation of site furnishings. Stripe play yard, install lunch shelter, Move from Gompers on December 22nd.

**Schedule Assessment/Update:**

Construction Duration (Calendar Days):	88
Construction Calendar Days Elapsed:	76
Construction Calendar Days Remaining:	12
Percent of Contract Calendar Days Elapsed:	86%
Percent of Construction Completed:	85

<b>Percentage of Work Done</b>	<b>85%</b>	<b>Total Project</b>
--------------------------------	------------	----------------------

**Proposed Changes:**

**General Comment:**

Progress Photos: 12/16/2008



# PROJECT STATUS REPORT

Richmond College Prep ES - Modernization

Period Ending: 12/16/2008

**Scope:** Install new modular building and improvements for permanent RCP campus.

## Construction Status:

Architect: Interactive Resources  
Project Manager: Gale Rossi, Van Pelt Construction  
Project Engineer: Andrew Butt  
Contractor: Bay Cities Paving and Grading  
Inspector: Steve Cayson

## Contract Status:

Notice to Proceed:	9/18/2008		
	<b>Original</b>	<b>Approved</b>	<b>Projected</b>
Construction Schedule (days):	85		
Original Completion Date:	12/12/2008		
Projected Completion:	12/12/2008		

## Buildings:

## Progress This Period:

Underground utilities complete, storm drain in, security and alarm complete, exterior painting complete, Clean up of interior classrooms completed, relocation of classroom children done, installed grass and site furnishings.

Slurry seal play yard, play yard equipment currently being installed, complete interior work done, driveways poured.

## Anticipated Progress Next Period:

Complete the installation of the play yard equipment, complete stripping. Moving off remaining classrooms scheduled for December 19th. Gates with Panic hardware still to be installed.

## Schedule Assessment/Update:

Construction Duration (Calendar Days):	85
Construction Calendar Days Elapsed:	89
Construction Calendar Days Remaining:	-4
Percent of Contract Calendar Days Elapsed:	104%
Percent of Construction Completed:	95

**Percentage of Work Done**                      **95%**                      **Total Project**

## Proposed Changes:

## General Comment:

Progress Photos: 12/16/2008



# PROJECT STATUS REPORT

## Richmond High School - New Bleacher & Field House Facilities

Period Ending: 12/17/2008

**Scope:** New Bleacher and Field House Facilities

**Construction Status:**

Architect: Baker Vilar Architects  
 Project Manager: Hector Deleon, SGI Construction Management  
 Project Engineer:  
 Contractor: West Bay Builders  
 Inspector: Mark Eriksen

**Contract Status:**

Notice to Proceed: 05/27/2008

	Original	Approved	Projected
Construction Schedule (days):	345		
Original Completion Date:	05/07/2009		
Projected Completion:	6/3/2009		

**Buildings:**

New Structure	Bleacher & Field House Facility
Site Development	Additional Eastern Bleachers
Site Development	Re-surface and install tennis courts

**Progress This Period:**

Pour concrete into grade beams and portion of elevator pit. Form and pour remainder of elevator pit. Prepare for structural steel installation. Drainage complete. Structural Steel deliveries have begun to arrive and steel erection has started

**Anticipated Progress Next Period:**

Complete structural steel erection and roof decking. Once the structure and decking are finished in an area. Concrete slab edge forming will begin followed by the in slab electrical conduits.

**Schedule Assessment/Update:**

Construction Duration (Calendar Days):	372
Construction Calendar Days Elapsed:	195
Construction Calendar Days Remaining:	177
Percent of Contract Calendar Days Elapsed:	52%
Percent of Construction Completed:	24%

Percentage of Work Done	24%	Total Project
Underground Site Utilities	90%	12%
Pour concrete grade beams	100%	75%
Waterproof elevator pit	100%	100%
Sandblast rebar	100%	2%
Erect Steel frame	5%	25%

**Proposed Changes:**

**General Comment:**

- Project is behind schedule and the contractor has been instructed to provide the District recovery schedule to determine how project can be completed on original completion date.

Progress Photos: 12/17/2008



All concrete footing are poured and ready for steel



First structural steel delivery



Structural steel columns installed

WEST CONTRA COSTA UNIFIED SCHOOL DISTRICT  
1108 Bissell Avenue  
Richmond, California 94801-3135  
Office of Superintendent of Schools

**ITEM REQUIRING ATTENTION----BOARD OF EDUCATION**

---

**To:** Board of Education

**Meeting Date:** January 7, 2009

**From:** Sheri Gamba, Assoc. Supt., Business Services

**Agenda Item:** CI G.1

**Subject:** Contracted Services

**Background Information:** Permission is requested of the Board of Education to approve the following contracts for services as detailed on the attached sheets dated January 7, 2009.

**Recommendation:** Recommend Approval

**Fiscal Impact:** As noted per contracts summary.

DISPOSITION BY BOARD OF EDUCATION

Motion by: \_\_\_\_\_ Seconded by: \_\_\_\_\_

Approved \_\_\_\_\_ Not Approved \_\_\_\_\_ Tabled \_\_\_\_\_

West Contra Costa Unified School District  
 January 7, 2009 Board Meeting

CONTRACTED SERVICES

The following professional consultant services are recommended for approval.

---

<u>DEPARTMENT</u>	<u>DATE OF SERVICE</u>	<u>CONSULTANT NAME</u>	<u>COST &amp; FUNDING</u>	<u>PURPOSE</u>
Curriculum- Local Project Federal Project	1/17/09 thru 6/30/09	Bay Area Community Resources R10493	\$27,685 Pupil Retention Title I	Increase existing contract of \$27,685 to continue services for the second half of the school year at Lincoln Elementary School. Bay Area Community Resources provides an outreach coordinator who will help reduce suspensions and increase attendance of students through family contacts and incentives, manage SSTs and consult with school personnel and administrator for program and student issues.
Special Education	11/1/08 thru 6/30/09	Fagen Friedman & Fulfrost	\$200,000 General Legal	Effective July 1, 2008, the District contracted with this firm to provide miscellaneous legal services including general legal matters, general student matters, special education and collective bargaining. This will increase funds allocated to special education for the school year due to unexpected costs related to contentious development of IEP's (Individualized Education Plans). This will impact students and staff throughout the West Contra Costa Unified School District.



WEST CONTRA COSTA UNIFIED SCHOOL DISTRICT  
1108 Bissell Avenue  
Richmond, California 94801-3135  
Office of Superintendent of Schools

**ITEM REQUIRING ATTENTION----BOARD OF EDUCATION**

---

**To:** Board of Education

**Meeting Date:** January 7, 2009

**From:** Sheri Gamba, Assoc. Supt., Business Services

**Agenda Item:** CI G.2

**Subject:** Grants/Awards/Agreements

**Background Information:** Formal acceptance is requested from the Board of Education to accept the grants/awards/agreements, as detailed on the attached sheets dated January 7, 2009.

**Recommendation:** Recommend Approval

**Fiscal Impact:** As noted per grants summary.

<b>DISPOSITION BY BOARD OF EDUCATION</b>		
Motion by: _____	Seconded by: _____	
Approved _____	Not Approved _____	Tabled _____

GRANT / AWARD / AGREEMENT NOTIFICATIONS

Project Name	Project Amount for Budget Period	Funding Agency	Comments
2008-2009 WorkAbility 1 Site Number 022-03	\$258,122	California Department of Education - Special Education Division Grants	To provide vocational training and job placement services to special education students
Resource # 6520	7/1/08 - 6/30/09		PCA # 23011-00
ABE, ESL, ESL-Citizenship, VESL VABE	\$118,247	California Department of Education - Workforce Investment Act, Title II Program Adult Education Office	Adult Education and Family Literacy, English Literacy and Civics Education
Resource # 3905	7/1/08 - 6/30/09		PCA # 14508-39
Family Literacy	\$113,400	California Department of Education - Workforce Investment Act, Title II Program Adult Education Office	Adult Education and Family Literacy, English Literacy and Civics Education
Resource # 3912	7/1/08 - 6/30/09		PCA # 13977-40
ASE, GED	\$21,048	California Department of Education - Workforce Investment Act, Title II Program Adult Education Office	Adult Education and Family Literacy, English Literacy and Civics Education
Resource # 3913	7/1/08 - 6/30/09		PCA # 13978-41
English Literacy and Civics Education, Civic Participation, Citizenship Preparation	\$40,251	California Department of Education - Workforce Investment Act, Title II Program Adult Education Office	Adult Education and Family Literacy, English Literacy and Civics Education
Resource # 3926	7/1/08 - 6/30/09		PCA # 14109-42
Certificated Staff Mentoring Program	\$164,613	California Department of Education - Professional Development Office	Stipends for 25 teachers in Schools with (API) Decile 1 rank over the past five years
Resource # 7276	7/1/08 - 6/30/09		PCA # 24856-00
2008-2009 Part C, Early Intervention Grant	\$83,664	California Department of Education - Special Education Division Grants	2008-2009 Early Intervention Program
Resource # 3385	7/1/08 - 6/30/09		PCA # 23761-01
MOU for the Crespi After School Program	\$2,000	Alameda County Superintendent of Schools	To help enhance attendance through Parent involvement.
Resource # 9599	7/1/08 - 12/31/08		

WEST CONTRA COSTA UNIFIED SCHOOL DISTRICT  
1108 Bissell Avenue  
Richmond, California 94801-3135  
Office of Superintendent of Schools

**ITEM REQUIRING ATTENTION---BOARD OF EDUCATION**

---

**To:** Board of Education

**Meeting Date:** January 7, 2009

**From:** Sheri Gamba, Assoc. Supt., Business Services

**Agenda Item:** CI G.3

**Subject:** Acceptance of Donations

**Background Information:** The District has received donations as summarized on the attached sheet dated January 7, 2009. The estimated values for any non-cash donations (as indicated by an asterisk) are those provided by the donor. Staff recommends acceptance of these donations.

**Recommendation:** Recommend Approval

**Fiscal Impact:** As noted per donations summary.

DISPOSITION BY BOARD OF EDUCATION

Motion by: \_\_\_\_\_ Seconded by: \_\_\_\_\_

Approved \_\_\_\_\_ Not Approved \_\_\_\_\_ Tabled \_\_\_\_\_

ACCEPTANCE OF DONATIONS

---

<u>Donor Name</u>	<u>Description or Purpose</u>	<u>Estimated Value</u>	<u>Receiving School or Department</u>
Castro Elementary PTA	Provide grad tutor for library	\$6,000	Castro Elementary School
Vince Hoesl	For girls basketball	\$200	De Anza High School
Paula Raj	Refrigerator	\$300 *	De Anza High School
PG%E Corporation	For student incentives	\$60 *	Ellerhorst Elementary School
Wells Fargo Foundation	For school use	\$231	Hanna Ranch Elementary School
Wells Fargo Foundation	For school use	\$120	North Campus High School
West County Public Education Fund	For school garden	\$736	Peres Elementary School
Claire Wichelmann	Library books	\$736	Pinole Valley High School
Macy's	For school welfare	\$150	Pinole Valley High School
Charles Corcoran III	For 3 <sup>rd</sup> grade class	\$100	Stege Elementary School
Ron Latteri	Holiday gifts	\$1,175 *	Grant Elementary and Transition Learning Center

- Estimated values for non-cash donations are provided by the donor.

WEST CONTRA COSTA UNIFIED SCHOOL DISTRICT  
1108 Bissell Avenue  
Richmond, California 94801-3135  
Office of Superintendent of Schools

**ITEM REQUIRING ATTENTION----BOARD OF EDUCATION**

---

**To:** Board of Education

**Meeting Date:** January 7, 2009

**From:** Sheri Gamba, Assoc. Supt., Business Services

**Agenda Item:** CI G.4

**Subject:** Approval of Fund-Raising Activities

**Background Information:** The planned fund-raising events for the 2008-09 school year are summarized on the attached sheet dated January 7, 2009.

**Recommendation:** Recommend Approval

**Fiscal Impact:** Additional revenue for schools.

DISPOSITION BY BOARD OF EDUCATION

Motion by: \_\_\_\_\_ Seconded by: \_\_\_\_\_

Approved \_\_\_\_\_ Not Approved \_\_\_\_\_ Tabled \_\_\_\_\_

APPROVAL OF FUND-RAISERS

---

<u>School</u>	<u>Fund-raising Activity</u>	<u>Activity Sponsor</u>
Ellerhorst Elementary School	Sell cash cards to shop at businesses, Movie nights	PTA, faculty and students
Pinole Valley High School	Walkathon, Singing candy grams, Spa card sales, Round Table pizza sales, Chevy's sale	Students, Leadership class, faculty
Portola Middle School	Beef jerky sales	P.E. staff

WEST CONTRA COSTA UNIFIED SCHOOL DISTRICT  
1108 Bissell Avenue  
Richmond, California 94801-3135  
Office of Superintendent of Schools

**ITEM REQUIRING ATTENTION---BOARD OF EDUCATION**

---

**To:** Board of Education

**Meeting Date:** January 7, 2009

**From** Sheri Gamba, Assoc. Supt., Business Services

**Agenda Item:** CI G.5

**Subject:** Summary of Payroll and Vendor Warrant Reports

**Background Information:** Attached are the summaries of Payroll and Vendor Warrants issued during the month of November, 2008.

Total of payroll warrants: \$10,962,867

Total of vendor warrants: \$26,801,305

**Recommendation:** Recommend approval of the payroll and vendor warrant reports.

**Fiscal Impact:** As noted above.

DISPOSITION BY BOARD OF EDUCATION

Motion by: \_\_\_\_\_ Seconded by: \_\_\_\_\_


Approved \_\_\_\_\_ Not Approved \_\_\_\_\_ Tabled \_\_\_\_\_

West Contra Costa Unified School District

Month of : November 30, 2008

Payrolls	Warrant From	Numbers To	Total Warrants Current	Total Warrants Previous	Total Warrants To Date
Regular	558230	559274	2,670,367	7,497,994	10,168,361
Reg. EFT	210837	212844	6,271,496	15,672,295	21,943,791
Variable	556625	558186	1,211,407	3,401,415	4,612,822
Var. EFT	209480	210836	804,200	3,527,457	4,331,657
Special	558187	558229	22,453	305,376	327,829
Special EFT					0
Typed	296655	296671	0	101,718	101,718
Typed					0
Cancelled	Various	Various	(17,057)	(90,529)	(107,586)
Totals			10,962,867	30,415,726	41,378,593

Salary detail is available upon request in the Payroll office.

  
 Linda Castellán, Supervisor



WEST CONTRA COSTA UNIFIED SCHOOL DISTRICT  
WEEKLY VENDOR WARRANT REPORT  
2008-2009

PAYMENT DATE: November 5, 2008

PAGE-1

FUND#	FUND DESCRIPTION	WARRANT FROM	NUMBERS TO	TOTAL WARRANTS THIS REPORT	TOTAL PREVIOUS WARRANTS	TOTAL WARRANTS TO DATE
7701	GENERAL	407017	407215	4,377,310	27,960,076	32,337,386
7706	CAFETERIA	407031	407203	10,061	1,321,590	1,331,651
7707	CHILD DEVELOPMENT	407058	407058	270	49,402	49,672
7710	BUILDING	407018	407214	645,855	27,352,437	27,998,292
7711	CAPITAL FACILITIES				376,100	376,100
7712	SELF INSURANCE					
7712	PROPERTY & LIABILITY	407026	407125	16,550	2,570,628	2,587,178
7713	STATE SCHOOL LEASE/PURCHASE				0	0
7714	COUNTY SCHOOL FACILITIES				0	0
7715	SPECIAL RESERVE FOR NON-CAPITAL OUTLAY	407140	407208	2,629	353,337	355,966
7719	CHARTER SCHOOL					0
7725	MRAD					0
7728	DEBT SERVICE					0
7744	RETIREE BENEFITS	407024	407209	3,456	116,323	119,779
7770	ADULT EDUCATION	407114	407213	5,388	164,772	170,160
7785	DEFERRED MAINTENANCE	407026	407037	14,298	567,447	581,745
7701	PAYROLL REVOLVING				26,567,013	26,567,013
	TOTALS			5,075,817	87,399,125	92,474,942

*Christine J. Jones*  
Prepared By

*W. C. Gray*  
Accounting Supervisor

WEST CONTRA COSTA UNIFIED SCHOOL DISTRICT  
 WEEKLY VENDOR WARRANT REPORT  
 2008-2009

PAYMENT DATE: November 13, 2008

PAGE-2

FUND#	FUND DESCRIPTION	WARRANT FROM	NUMBERS TO	TOTAL WARRANTS THIS REPORT	TOTAL PREVIOUS WARRANTS	TOTAL WARRANTS TO DATE
7701	GENERAL	407244	407393	1,078,014	32,337,386	33,415,400
7706	CAFETERIA	407262	407388	94,239	1,331,651	1,425,890
7707	CHILD DEVELOPMENT				49,672	49,672
7710	BUILDING	407248	407389	965,224	27,998,292	28,963,516
7711	CAPITAL FACILITIES				376,100	376,100
7712	SELF INSURANCE PROPERTY & LIABILITY				2,587,178	2,587,178
7713	STATE SCHOOL LEASE/PURCHASE				0	0
7714	COUNTY SCHOOL FACILITIES				0	0
7715	SPECIAL RESERVE FOR NON-CAPITAL OUTLAY	407358	407365	30,954	355,966	386,920
7719	CHARTER SCHOOL				0	0
7725	MRAD				0	0
7728	DEBT SERVICE				0	0
7744	RETIREE BENEFITS				119,779	119,779
7770	ADULT EDUCATION	407256	407310	854	170,160	171,014
7785	DEFERRED MAINTENANCE				581,745	581,745
7701	PAYROLL REVOLVING				26,567,013	26,567,013
	TOTALS			2,169,285	92,474,942	94,644,227

WEST CONTRA COSTA UNIFIED SCHOOL DISTRICT  
WEEKLY VENDOR WARRANT REPORT  
2008-2009

PAYMENT

DATE: November 19, 2008

PAGE-3

FUND#	FUND DESCRIPTION	WARRANT FROM	NUMBERS TO	TOTAL WARRANTS THIS REPORT	TOTAL PREVIOUS WARRANTS	TOTAL WARRANTS TO DATE
7701	GENERAL	407394	407451	757,370	33,415,400	34,172,770
7706	CAFETERIA	407420	407623	144,251	1,425,890	1,570,141
7707	CHILD DEVELOPMENT	407562	407562	57	49,672	49,729
7710	BUILDING	407403	407643	2,001,672	28,963,516	30,965,188
7711	CAPITAL FACILITIES	407566	407566	1,080	376,100	377,180
7712	SELF INSURANCE	407547	407639	32,769	2,587,178	2,619,947
7713	PROPERTY & LIABILITY				0	0
7714	STATE SCHOOL LEASE/PURCHASE				0	0
7715	COUNTY SCHOOL FACILITIES				0	0
7719	SPECIAL RESERVE FOR NON-CAPITAL OUTLAY	407475	407549	153,639	386,920	540,559
7725	CHARTER SCHOOL				0	0
7728	MRAD				0	0
7744	DEBT SERVICE				0	0
7770	RETIREE BENEFITS				119,779	119,779
7785	ADULT EDUCATION	407407	407641	7,487	171,014	178,501
7701	DEFERRED MAINTENANCE	407597	407597	25,944	581,745	607,689
	PAYROLL REVOLVING				26,567,013	26,567,013
	TOTALS			3,124,269	94,644,227	97,768,496

WEST CONTRA COSTA UNIFIED SCHOOL DISTRICT  
 WEEKLY VENDOR WARRANT REPORT  
 2008-2009

PAYMENT

DATE: November 26, 2008

PAGE-4

FUND#	FUND DESCRIPTION	WARRANT FROM	NUMBERS TO	TOTAL WARRANTS THIS REPORT	TOTAL PREVIOUS WARRANTS	TOTAL WARRANTS TO DATE
7701	GENERAL	407703	407959	5,172,186	34,172,770	39,344,956
7706	CAFETERIA	407718	407953	349,567	1,570,141	1,919,708
7707	CHILD DEVELOPMENT	407742	407936	2,203	49,729	51,932
7710	BUILDING	407710	407958	4,366,992	30,965,188	35,332,180
7711	CAPITAL FACILITIES	407723	407849	9,396	377,180	386,576
7712	SELF INSURANCE PROPERTY & LIABILITY				2,619,947	2,619,947
7713	STATE SCHOOL LEASE/PURCHASE				0	0
7714	COUNTY SCHOOL FACILITIES				0	0
7715	SPECIAL RESERVE FOR NON-CAPITAL OUTLAY				540,559	540,559
7719	CHARTER SCHOOL				0	0
7725	MRAD				0	0
7728	DEBT SERVICE				0	0
7744	RETIREE BENEFITS	407790	407951	592	119,779	120,371
7770	ADULT EDUCATION	407743	407924	5,808	178,501	184,309
7785	DEFERRED MAINTENANCE				607,689	607,689
7701	PAYROLL REVOLVING				26,567,013	26,567,013
	TOTALS			9,906,744	97,768,496	107,675,240

WEST CONTRA COSTA UNIFIED SCHOOL DISTRICT  
WEEKLY VENDOR WARRANT REPORT

2008-2009

PAYMENT

DATE: November 10, 2008

PAGE-5

FUND#	FUND DESCRIPTION	WARRANT FROM	NUMBERS TO	TOTAL WARRANTS THIS REPORT	TOTAL PREVIOUS WARRANTS	TOTAL WARRANTS TO DATE
7701	GENERAL				39,344,956	39,344,956
7706	CAFETERIA				1,919,708	1,919,708
7707	CHILD DEVELOPMENT				51,932	51,932
7710	BUILDING				35,332,180	35,332,180
7711	CAPITAL FACILITIES				386,576	386,576
7712	SELF INSURANCE PROPERTY & LIABILITY				2,619,947	2,619,947
7713	STATE SCHOOL LEASE/PURCHASE				0	0
7714	COUNTY SCHOOL FACILITIES				0	0
7715	SPECIAL RESERVE FOR NON-CAPITAL OUTLAY				540,559	540,559
7719	CHARTER SCHOOL				0	0
7725	MRAD				0	0
7728	DEBT SERVICE				0	0
7744	RETIREE BENEFITS				120,371	120,371
7770	ADULT EDUCATION				184,309	184,309
7785	DEFERRED MAINTENANCE				607,689	607,689
7701	PAYROLL REVOLVING	407216	407243	1,088,158	26,567,013	27,655,171
	TOTALS			1,088,158	107,675,240	108,763,398

WEST CONTRA COSTA UNIFIED SCHOOL DISTRICT  
WEEKLY VENDOR WARRANT REPORT  
2008-2009

PAYMENT DATE: November 26, 2008

PAGE-6

FUND#	FUND DESCRIPTION	WARRANT FROM	NUMBERS TO	TOTAL WARRANTS THIS REPORT	TOTAL PREVIOUS WARRANTS	TOTAL WARRANTS TO DATE
7701	GENERAL				39,344,956	39,344,956
7706	CAFETERIA				1,919,708	1,919,708
7707	CHILD DEVELOPMENT				51,932	51,932
7710	BUILDING				35,332,180	35,332,180
7711	CAPITAL FACILITIES				386,576	386,576
7712	SELF INSURANCE				2,619,947	2,619,947
7713	PROPERTY & LIABILITY					
7714	STATE SCHOOL LEASE/PURCHASE				0	0
7715	COUNTY SCHOOL FACILITIES				0	0
7719	SPECIAL RESERVE FOR NON-CAPITAL OUTLAY				540,559	540,559
7725	CHARTER SCHOOL				0	0
7728	MRAD				0	0
7744	DEBT SERVICE				0	0
7770	RETIREE BENEFITS				120,371	120,371
7785	ADULT EDUCATION				184,309	184,309
7701	DEFERRED MAINTENANCE				607,689	607,689
	PAYROLL REVOLVING	407644	407701	5,437,032	27,655,171	33,092,203
	TOTALS			5,437,032	108,763,398	114,200,430

WEST CONTRA COSTA UNIFIED SCHOOL DISTRICT  
1108 Bissell Avenue  
Richmond, California 94801-3135  
Office of Superintendent of Schools

**ITEM REQUIRING ATTENTION----BOARD OF EDUCATION**

---

**To:** Board of Education

**Meeting Date:** January 7, 2009

**From:** Sheri Gamba, Assoc. Supt., Business Services

**Agenda Item:** CI G.6

**Subject:** Acceptance of Contracts for Placement of Student Teachers

**Background Information:** Teachers in this district provide supervision and evaluation for students seeking credentials to teach in California public school classrooms. These arrangements are made between the institution of higher education and the individual classroom teacher at no cost to the district.

Staff requests approval from the Board of Education to accept Contracts for Placement of Student Teachers as detailed on the attached sheet dated January 7, 2009.

**Recommendation:** Recommend Approval

**Fiscal Impact:** None

<b>DISPOSITION BY BOARD OF EDUCATION</b>		
Motion by: _____	Seconded by: _____	
Approved _____	Not Approved _____	Tabled _____

West Contra Costa Unified School District  
January 7, 2009

ACCEPTANCE OF CONTRACTS FOR PLACEMENT OF STUDENT TEACHERS

---

The following institution of higher education has submitted a contract with West Contra Costa Unified School District. This institution intends to place student teachers in the West Contra Costa Unified School District schools.

CalState TEACH Monterey Bay, CA  
Intern Teaching  
Field Experience Participant/Student Teaching



West Contra Costa Unified School District  
1108 Bissell Avenue  
Richmond, California 94801  
Office of the Superintendent

**ITEM REQUIRING ATTENTION----BOARD OF EDUCATION**

---

**To:** Board of Education **Meeting Date:** January 7, 2009  
**From:** Bruce Harter **Agenda Item:** CI G.7  
Superintendent  
**Subject:** Revised Board of Education Annual Resolutions Numbers 06-0809, 09-0809, 37-0809  
for the 2008-09 School Year

**Background Information:**

Approval is recommended of the Revised Board of Education Annual Resolution Numbers 06-0809, 09-0809 and 37-0809 for the 2008-09 School Year.

**Recommendation:** Recommend Approval

**Fiscal Impact:** None

<b>DISPOSITION BY BOARD OF EDUCATION</b>		
Motion by: _____	Seconded by: _____	
Approved _____	Not Approved _____	Tabled _____

**WEST CONTRA COSTA UNIFIED SCHOOL DISTRICT**

**RESOLUTION NO. 06-0809  
Purchase Order and Contract Signatures**

**BE IT RESOLVED** by the Board of Education of the West Contra Costa Unified School District and hereby ordered that:

**DR. BRUCE HARTER**  
SUPERINTENDENT

**SHERI GAMBA**  
ASSOCIATE SUPERINTENDENT FOR BUSINESS SERVICES

**BILL FAY**  
ASSOCIATE SUPERINTENDENT FOR OPERATIONS

**DAVID JOHNSTON**  
DIRECTOR OF GENERAL SERVICES

or designee, be authorized to sign purchase orders and contracts of the West Contra Costa Unified School District that are duly approved or ratified by the Board of Education in its approval of regular monthly report of expenditures effective January 7, 2008.

**PASSED AND ADOPTED** this Seventh day of January 2009 by the Board of Education of the West Contra Costa Unified School District, County of Contra Costa, State of California, by the following vote:

AYES:

NOES:

ABSENT:

ABSTAIN:

**WEST CONTRA COSTA UNIFIED SCHOOL DISTRICT**

**RESOLUTION NO. 37-0809**

**Federal and State Projects - Authorized Agents**

**BE IT RESOLVED** by the Board of Education of the West Contra Costa Unified School District and hereby ordered that:

**DR. BRUCE HARTER**  
SUPERINTENDENT

or

**BILL FAY**  
ASSOCIATE SUPERINTENDENT FOR BUSINESS SERVICES

or

**SHERI GAMBA**  
ASSOCIATE SUPERINTENDENT FOR BUSINESS SERVICES

or

**LISA ERWIN**  
EXECUTIVE DIRECTOR, BUSINESS SERVICES

be authorized to act as fiscal agents of the West Contra Costa Unified School District in all matters pursuant to the application of any Federal or State project applications as may be submitted by the District effective January 7, 2009.

\_\_\_\_\_  
Superintendent

\_\_\_\_\_  
Associate Superintendent  
Business Services

\_\_\_\_\_  
Associate Superintendent  
Operations

\_\_\_\_\_  
Executive Director  
Business Services

**PASSED AND ADOPTED** this Seventh day of January 2009 by the Board of Education of the West Contra Costa Unified School District, County of Contra Costa, State of California, by the following vote:

AYES:

NOES:

ABSENT:

ABSTAIN:

**WEST CONTRA COSTA UNIFIED SCHOOL DISTRICT**

**RESOLUTION NO. 09-0809**

**Real Property for Facility Programs - Authorized Agent**

**BE IT RESOLVED** by the Board of Education of the West Contra Costa Unified School District and hereby ordered that:

**DR. BRUCE HARTER**  
SUPERINTENDENT

**BILL FAY**  
ASSOCIATE SUPERINTENDENT FOR OPERATIONS

**SHERI GAMBA**  
ASSOCIATE SUPERINTENDENT FOR BUSINESS SERVICES

be authorized to sign for real property transactions related to the West Contra Costa Unified School District's facilities program in all matters pursuant to the State School Building Aid Projects.

**PASSED AND ADOPTED** this Seventh day of January 2009 by the Board of Education of the West Contra Costa Unified School District, County of Contra Costa, State of California, by the following vote:

AYES:

NOES:

ABSENT:

ABSTAIN:

**WEST CONTRA COSTA UNIFIED SCHOOL DISTRICT**

**ANNUAL BOARD RESOLUTIONS**

**2008 - 2009**

Resolution No. 01-0809	Fiscal Agents
Resolution No. 02 34-0809	Transmittal of Funds (rev 9-3-08)
Resolution No. 03-0809	Designation of District Disbursing Officer
Resolution No. 04 35-0809	Deposits – Collections (rev 9-3-08)
Resolution No. 05 36-0809	Revolving Cash Account (rev 9-3-08)
Resolution No. 06-0809	Purchase Order and Contract Signatures (rev 10-1-08; 1-7-09)
Resolution No. 07-0809	Inter-District Attendance Agreements
Resolution No. 08 37-0809	Federal and State Projects - Authorized Agents (rev 9-3-08; 10-1-08; 1-7-09)
Resolution No. 09-0809	Real Property for Facility Programs–Authorized Agent (rev 10-1-08; 1-7-09)
Resolution No. 10-0809	Procurement of Government Surplus Property (rev 10-1-08)
Resolution No. 11-0809	SIR Liability Insurance (rev 10-1-08)
Resolution No. 12-0809	Excused Absence for Religious Instruction
Resolution No. 13-0809	Verification of Illness or Quarantine Absence

West Contra Costa Unified School District  
1108 Bissell Avenue  
Richmond, California 94801  
Office of the Superintendent

**ITEM REQUIRING ATTENTION----BOARD OF EDUCATION**

---

**To:** Board of Education **Meeting Date:** January 7, 2009  
**From:** Bruce Harter, Superintendent **Agenda Item:** CI G.8  
**Subject:** Annual Organization: Secretary to the Board; Authorization of Signatures; Board Calendar

**Background Information:**

Pursuant to Board Bylaw 9100, which governs annual organization, the Board shall: Appoint a secretary to the Board; Authorize signatures; and develop a Board calendar for the year.

**Recommendation:**

That the Board:

1. Appoint the Superintendent as Secretary to the Board as prescribed by law;
2. Authorize the President of the Board to sign documents for the Board and for the Clerk to sign documents in the absence of the President;
3. Establish a Board calendar for 2009 that includes:
  - a. Budget Hearing, June 3
  - b. Budget Adoption, June 17
  - c. Superintendent Evaluation, October 21
  - d. Annual Organization Meeting, December 9, 2009

**Fiscal Impact:** None

DISPOSITION BY BOARD OF EDUCATION

Motion by: \_\_\_\_\_ Seconded by: \_\_\_\_\_  
Approved \_\_\_\_\_ Not Approved \_\_\_\_\_ Tabled \_\_\_\_\_


West Contra Costa Unified School District  
1108 Bissell Avenue  
Richmond, California 94801  
Office of the Superintendent

**ITEM REQUIRING ATTENTION---BOARD OF EDUCATION**

---

**To:** Board of Education

**Meeting Date:** January 7, 2009

**From:** Jessica R. Romeo,   
Assistant Superintendent Human Resources

**Agenda Item:** CI G.9

**Subject:** Routine Personnel Changes – Classified

**Background Information:**

Routine personnel changes include actions to hire, promote, or terminate classified employees in accord with appropriate laws, established policies and procedures.

**Recommendation:** For Information Only

**Fiscal Impact:** None

**DISPOSITION BY BOARD OF EDUCATION**

Motion by: \_\_\_\_\_

Seconded by: \_\_\_\_\_

Approved \_\_\_\_\_

Not Approved \_\_\_\_\_

Tabled \_\_\_\_\_

**WEST CONTRA COSTA UNIFIED SCHOOL DISTRICT**

January 7, 2009

**FOR INFORMATION ONLY****Classified Personnel****Changes****TERMINATIONS**

Openshaw, Barbara	Special Education Assistant	Retirement	12/20/08
Caesar, Nelson	Custodial Supervisor Sr. High	Retirement	12/31/08
Blalock, Adrienne	Director of Facilities	Retirement	12/30/08
Obert, Gary	Glazier	Retirement	12/30/08
Buxton, Valerie	Instructional Assistant SP ED Hearing Impaired	Resignation	11/27/08
Saucer, Evelyn	Payroll Clerk	Retirement	12/31/08
Barnes, Marjorie	Payroll Technician	Retirement	12/31/08
Mulder, Angela	Sr. Administrative Secretary	Retirement	12/31/08
Bravo, Mari	Typist Clerk I Bilingual	Resignation	06/14/08

**NEW EMPLOYEES**

Gomez, Maria	Instructional Assistant SP ED Bilingual	Ford	12/01/08
Gruen, Lisa	Typist Clerk I	Mira Vista	11/21/08

**PROMOTIONS**

Ruiz, Ana	Instructional Assistant Special Education Bilingual	Highland	11/24/08
Castellan, Linda	Principal Accountant	Fiscal	12/01/08

**DEMOTIONS**

Clemons, Thurmon	Head Custodian	Murphy	10/06/08
------------------	----------------	--------	----------

**REQUESTS FOR LEAVE**

Clemon, Thurmon	Head Custodian	Personal	12/02/08
Jimenez, Rosamar	Typist Clerk I	Personal	11/20/08

**RETURNS FROM LEAVE**

Vargas, Evangaline	School Lunch Worker I	Nutrition Center	11/17/08
--------------------	-----------------------	------------------	----------



West Contra Costa Unified School District  
1108 Bissell Avenue  
Richmond, California 94801  
Office of the Superintendent

**ITEM REQUIRING ATTENTION---BOARD OF EDUCATION**

---

**To:** Board of Education **Meeting Date:** January 7, 2009  
**From:** Jessica R. Romeo **Agenda Item:** CI G.10  
Assistant Superintendent for Human Resources  
**Subject:** Notification of Claim Rejected

**Background Information:** The District has received a claim requesting compensation for personal injury. The District's risk management firm has investigated the claim and is requesting the School Board to ratify the authorized claim rejection.

**Recommendation:** Ratify the rejection of claim.

**Fiscal Impact:** None

<b>DISPOSITION BY BOARD OF EDUCATION</b>		
Motion by: _____	Seconded by: _____	
Approved _____	Not Approved _____	Tabled _____

West Contra Costa Unified School District  
January 7, 2009

2008-2009 CLAIM REJECTED

<u>School or Department</u>	<u>Date of Occurrence</u>	<u>Claimant</u>	<u>Type of Loss</u>	<u>Disposition of Settlement</u>
Kennedy High School	05/16/08	District Student	Personal Injury	Rejected

West Contra Costa Unified School District  
1108 Bissell Avenue  
Richmond, California 94801  
Office of the Superintendent

**ITEM REQUIRING ATTENTION---BOARD OF EDUCATION**

---

**To:** Board of Education **Meeting Date:** January 7, 2009  
**From:** Bill Ray **Agenda Item:** CI G.11  
Associate Superintendent for Operations  
**Subject:** Ratification and Approval of Engineering Services Contracts

**Background Information:**

Contracts have been initiated by staff using previously qualified engineering, architectural, or landscape architectural firms to assist in completion of the referenced projects. Many of the firms are already under contract and the staff-initiated work may be an extension of the firm's existing contract with the District. Public contracting laws have been followed in initially qualifying and selecting these professionals.

**Recommendation:** Ratify and approve contracts

**Fiscal Impact:** Total for this action: \$105,009. Funding sources as noted.

**DISPOSITION BY BOARD OF EDUCATION**

Motion by: \_\_\_\_\_ Seconded by: \_\_\_\_\_  
Approved \_\_\_\_\_ Not Approved \_\_\_\_\_ Tabled \_\_\_\_\_

**WEST CONTRA COSTA UNIFIED SCHOOL DISTRICT  
FACILITIES PLANNING AND CONSTRUCTION**

**ENGINEERING & ARCHITECTURAL SERVICES CONTRACTS**

<b>Project/Funding</b>	<b>Dates</b>	<b>Firm</b>	<b>Contract Cost</b>	<b>Reference</b>
Kennedy HS Hot Water System Gym/Lockers  Measure J Bond	December 2008 thru March 2009	MS Environmental Solutions	\$19,225	Hazardous materials abatement plans/specs & construction phase monitoring.
Kennedy HS Restroom Renovations  Measure J Bond	December 2008 thru August 2009	MS Environmental Solutions	\$35,384	Hazardous materials abatement plans/specs & construction phase monitoring.
Pinole Valley HS Parking & Drop-Off  Measure J Bond	January 2009 thru March 2009	Wildan Engineering	\$12,300	Traffic study at PVHS, preliminary recommendations for safety improvements.
Harding Elementary School Modernization  Measure J Bond	January 2009 thru April 2009	HY Architects	Time & Materials, Not to Exceed \$10,000	DSA Closeout with Certification. Assist District and Bond staff with required documentation.
Hercules Middle High School Construction  Capital Facilities Fund	January 2009 thru April 2009	HY Architects	Time & Materials, Not to Exceed \$10,000. Initial contract, may be increased.	DSA Closeout with Certification. Assist District and Bond staff with required documentation.
Ohlone Elementary Reconstruction  Measure J Bond	January 2009 thru March 2009	Kleinfelder	\$18,100	Final Geotechnical and Geohazard Reports for Construction Documents

West Contra Costa Unified School District  
1108 Bissell Avenue  
Richmond, California 94801-3135  
Office of Superintendent of Schools

**ITEM REQUIRING ATTENTION --- BOARD OF EDUCATION**

---

**To:** Board of Education **Meeting Date:** January 7, 2009  
**From:** Bill Fay **Agenda Item:** CI G.12  
Associate Superintendent for Operations  
**Subject:** Ratification and Approval of Negotiated Change Orders

**Background information:**

Staff is seeking ratification of Change Orders on the following current District construction projects: DeAnza High School Fieldhouse; El Cerrito HS New Campus; and El Cerrito HS Theater Admin Building. Change Orders are fully executed by the District upon signature by the Superintendent's designee. Board ratification is the final step required under state law in order to complete payment and contract adjustment.

**Recommendation:** Ratify negotiated Change Orders as noted

**Fiscal Impact:** Total ratification and approval by this action: \$557,802.

DISPOSITION BY BOARD OF EDUCATION		
Motion by: _____	Seconded by: _____	
Approved _____	Not Approved _____	Tabled _____

**January 7, 2009 Change Order Ratification Summary**

School Site	Company	Original Contract	Previously Approved CO's	Items Pending Board Action				CO Percent of Original Contract	Adjusted New Contract	Change Order Numbers
				CO's Pending Ratification	CO's Pending Approval	Total CO's				
1 De Anza HS Field House	Bollo Construction	\$3,130,800.00	\$238,772.82	\$54,512.69	\$0.00	\$293,285.51	9.37%	\$3,424,085.51	4	
2 El Cerrito HS New School	Lathrop Construction	\$54,264,000.00	\$1,955,622.00	\$484,291.00	\$0.00	\$2,439,913.00	4.50%	\$56,703,913.00	31	
3 El Cerrito HS Theatre	Lathrop Construction	\$22,580,000.00	\$315,119.00	\$73,511.00	\$0.00	\$388,630.00	1.72%	\$22,968,630.00	17	

Pending Board Actions	
Ratifications	\$557,802.00
Approvals	\$0.00
<b>Total Board Action</b>	<b>\$557,802.00</b>

Note: the proposed Board Action is to Ratify all Change Orders below ten percent (10%) of the Contract Value; the change order amounts pending Board Approval is the portion of the Change Order(s) above 10%.

West Contra Costa Unified School District  
1108 Bissell Avenue  
Richmond, California 94801  
Office of the Superintendent

**ITEM REQUIRING ATTENTION---BOARD OF EDUCATION**

---

**To:** Board of Education **Meeting Date:** January 7, 2009  
**From:** Bill Fay **Agenda Item:** CI G.13  
Associate Superintendent of Operations  
**Subject:** Ratification of "Piggyback" Contract with Mt. Diablo USD for Spectrum's Encore! Student Information Services (SIS) for Special Education

**Background Information:**

Staff is contracting with Mt. Diablo Unified to use Spectrum's Encore! Student Information Services (SIS) for Special Education. Mt. Diablo conducted a public bid process and had referenced other school districts in the state which, under law, may then award contracts as a "piggyback" on the Spectrum contract. This product satisfies District requirements in the following areas: timelines aligned to California and federal compliance standards for IEP students, forms that capture California-specific data for IEP students, and CASEMIS and other special education reporting.

The Board approved the staff recommendation to enter into contract negotiations on November 19, 2008. The contract is now being brought back for ratification.

**Recommendation:** Recommend approval

**Fiscal Impact:** \$529,983 Microsoft Voucher Grant

DISPOSITION BY BOARD OF EDUCATION		
Motion by: _____	Seconded by: _____	
Approved _____	Not Approved _____	Tabled _____

West Contra Costa Unified School District  
1108 Bissell Avenue  
Richmond, California 94801  
Office of the Superintendent

**ITEM REQUIRING ATTENTION---BOARD OF EDUCATION**

---

**To:** Board of Education **Meeting Date:** January 7, 2009  
**From:** Bill Fay **Agenda Item:** CI G.14  
Associate Superintendent of Operations  
**Subject:** Williams Lawsuit Complaints Quarterly Report

**Background Information**

The Williams Lawsuit requires that a quarterly report be brought before the Board of Education reflecting the number of complaints filed with any school in the district during a particular quarter. This report reflects the time period from October 1 through December 31, 2008.

**Recommendation:** For approval

**Fiscal Impact:** None

DISPOSITION BY BOARD OF EDUCATION

Motion by: \_\_\_\_\_ Seconded by: \_\_\_\_\_

Approved \_\_\_\_\_ Not Approved \_\_\_\_\_ Tabled \_\_\_\_\_





## Quarterly Report on Williams Uniform Complaints

[Education Code 35186]

District: West Contra Costa Unified School District

Person completing this form: Bill Fay Title: Associate Superintendent of Operations

Quarterly Report Submission Date: January 31, 2009 (October – December)

Date for information to be reported publicly at governing board meeting: January 7, 2009

√ Complaints were filed with schools in the district during the quarter indicated above.

Area of Complaint	Total # of Complaints	# Resolved	# Unresolved
<b>Textbooks and Instructional Materials</b>	0	0	0
<b>Teacher Vacancy or Misassignment</b>	2	2	0
<b>Facilities Conditions</b>	4	2	2 (work in progress)
<b>TOTALS</b>	6	4	2

\_\_\_\_\_  
Signature of District Superintendent, Dr. Bruce Harter

\_\_\_\_\_  
January 8, 2009

Date

Please return completed form to Peggy Marshburn, Chief Communications Officer,  
CCCOE – 77 Santa Barbara Rd. Pleasant Hill, CA 94523  
FAX: (925) 942-3314 E-MAIL: [pmarshburn@cccoe.k12.ca.us](mailto:pmarshburn@cccoe.k12.ca.us)

WEST CONTRA COSTA UNIFIED SCHOOL DISTRICT  
1108 Bissell Avenue  
Richmond, California 94801-3135  
Office of Superintendent of Schools

**ITEM REQUIRING ATTENTION----BOARD OF EDUCATION**

---

**To:** Board of Education **Meeting Date:** January 7, 2009  
**From:** Bruce Harter, Superintendent **Agenda Item:** CE G.15  
**Subject:** Resolution No. 53-0809: Martin Luther King, Jr. Day – January 19, 2009

**Background Information:** This resolution is in recognition of Dr. Martin Luther King, Jr. for his great leadership and encouragement for students, parents, teachers and other staff members to band together to work towards peaceful solutions to improve society for all people.

**Recommendation:** For Information Only

**Fiscal Impact:** None

<b>DISPOSITION BY BOARD OF EDUCATION</b>		
Motion by: _____	Seconded by: _____	
Approved _____	Not Approved _____	Tabled _____

**West Contra Costa Unified School District  
Resolution No. 53-0809**

**Dr. Martin Luther King, Jr. Day  
January 19, 2009**

***WHEREAS***, the third Monday in January is recognized by both the Commonwealth of California and the Federal Government as a holiday in honor of Martin Luther King, Jr.; and

***WHEREAS***, Dr. Martin Luther King, Jr. played an important role in the history of the civil rights and peace movement in the United States; and

***WHEREAS***, Dr. King was a man of impressive moral presence who devoted his life to the fight for full citizenship rights for the poor, disadvantaged, and racially oppressed in the United States; and

***WHEREAS***, throughout his too-brief life this youngest recipient of the Noble Peace Prize sought to redress the inequities in a society which had kept many of its citizens from entering the mainstream of American life; and

***WHEREAS***, Dr. King's firm commitment to nonviolent civil disobedience marshaled unprecedented numbers of Americans to band together to peacefully demonstrate and focus this nation's attention on economic and social discrimination; and

***WHEREAS***, contributions to the betterment of our society made by Dr. Martin Luther King, Jr. serve as reminders that one person dedicated to the goal of equity and justice for all people can indeed make a difference; and

***WHEREAS***, Dr. Martin Luther King, Jr. serves as a role model for all students through his determination to improve society as a whole and conditions for the poor, disadvantaged, and racially oppressed in particular;

***NOW THEREFORE, BE IT RESOLVED***, that the Board of Education and West Contra Costa Unified School District recognizes Martin Luther King, Jr. Day and Dr. King's great leadership and encourages students, parents, teachers, other staff members, and the Richmond community to acknowledge his accomplishments through appropriate activities commemorating the civil rights movement in the United States; and be it further

***PASSED AND ADOPTED*** by the Board of Education of the West Contra Costa Unified School District on the seventh day of January 2009, by the following vote:

AYES \_\_\_\_\_ NOES \_\_\_\_\_ ABSENT \_\_\_\_\_ ABSTAIN \_\_\_\_\_

***I HEREBY CERTIFY*** that the foregoing resolution was duly introduced, passed, and adopted by the Board of Education at a meeting held on January 9, 2008.

---

Bruce Harter  
Secretary, Board of Education

West Contra Costa Unified School District  
1108 Bissell Avenue  
Richmond, California 94801  
Office of the Superintendent

**ITEM REQUIRING ATTENTION---BOARD OF EDUCATION**

---

**To:** Board of Education **Meeting Date:** January 7, 2009  
**From:** Bruce Harter, Superintendent **Agenda Item:** CI G.16  
**Subject:** Approval of Board Member to Attend Training Modules and Conferences

**Background Information:**

Board Bylaw 9250 stipulates members of the board shall be reimbursed for allowable expenses incurred in attending any meetings or in making any trips on official business of the school district when so authorized in advance by the Board of Education. (Education Code 35044). Board member Antonio Medrano has expressed an interest in attending the California School Boards Association Masters in Governance training modules over the next two years. He also requests membership and conference attendance for the National Association of Latino Elected and Appointed Officials and the Celebration Educational Opportunities for Hispanic Students. Expenses including registration, fees, travel, food and lodging are estimated to total approximately \$3,500. Funds for Board travel and conference are budgeted and there is sufficient funding within that budget.

**Recommendation:**

That the Board authorize member Antonio Medrano to attend training and conferences.

**Fiscal Impact:** General Fund

DISPOSITION BY BOARD OF EDUCATION

Motion by: \_\_\_\_\_ Seconded by: \_\_\_\_\_  
Approved \_\_\_\_\_ Not Approved \_\_\_\_\_ Tabled \_\_\_\_\_